

食品製造業の生産動向

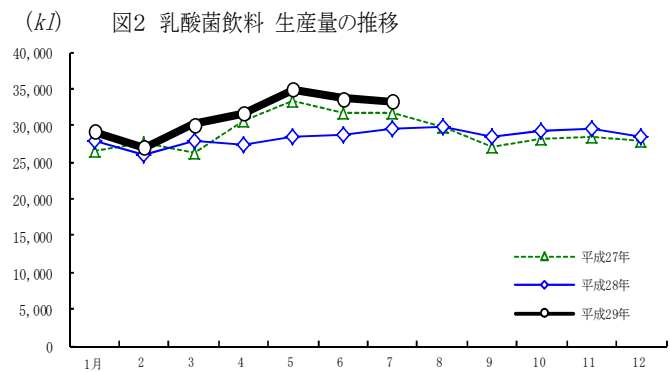
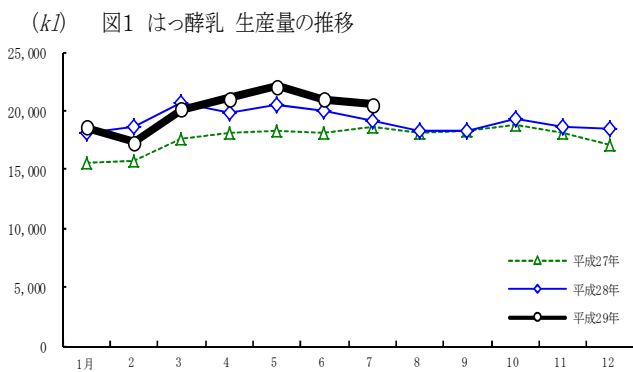
—平成 29 年 7 月—

【調査結果概要】

1 畜産食料品

はっ酵乳（非乳業）の7月の生産量は、対前年同月比 7.5%とかなりの程度増加した。大手メーカーによる新商品の生産販売が好調に推移している。

乳酸菌飲料類（非乳業）の7月の生産量も、対前年同月比 12.7%とかなり大きく増加した。これは、乳酸菌飲料は大幅に増加し、乳製品乳酸菌飲料もかなりの程度増加したことによる。

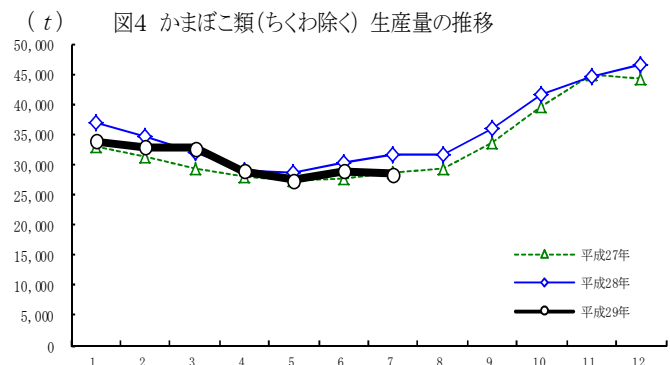
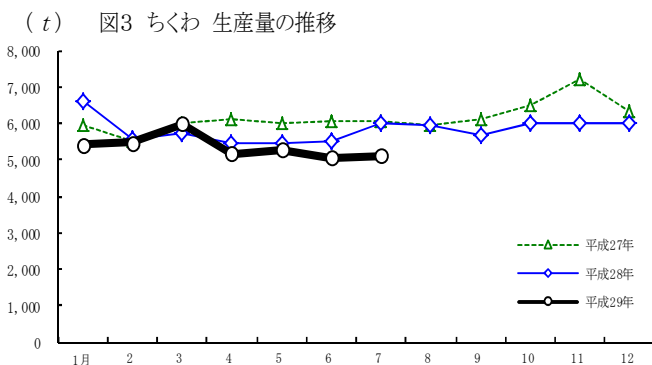


注) 乳業メーカーを除く、はっ酵乳・乳酸菌飲料メーカーの生産量である。

2 水産食料品

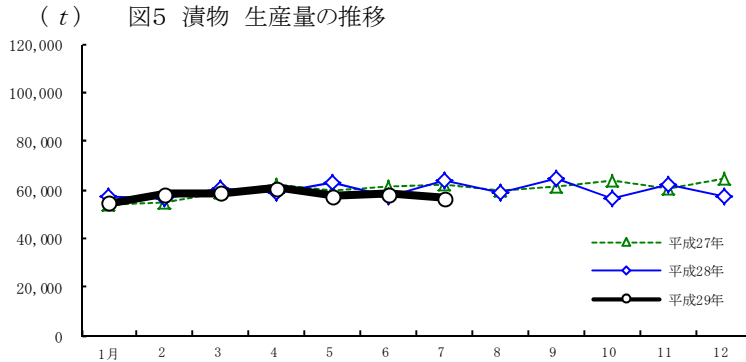
ちくわの7月の生産量は、対前年同月比▲15.2%とかなり大きく減少した。

また、かまぼこ類（ちくわを除く）の7月の生産量も、対前年同月比▲10.1%とかなりの程度減少した。これは、板かまぼこ、包装かまぼこ、なると・はんぺん、あげかまぼこ及びその他のかまぼこのすべてが減少したことによる。



3 農産食料品

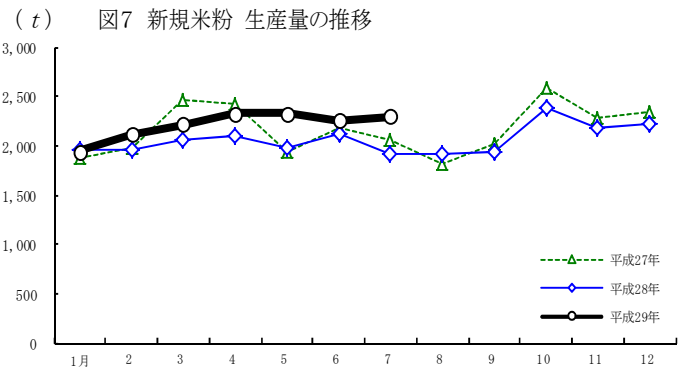
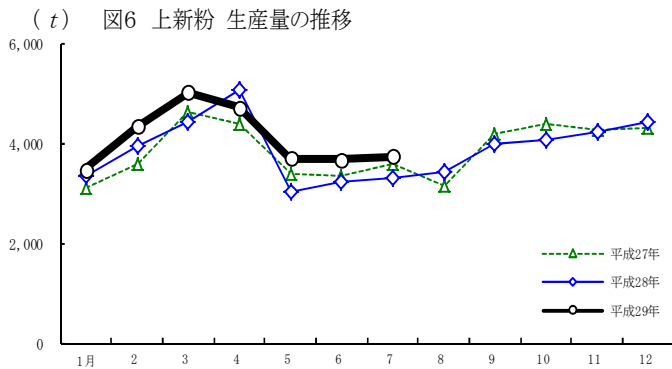
野菜・果実漬物の7月の生産量は、対前年同月比▲10.8%とかなりの程度減少した。これは、酢漬類及び糠漬類は増加しているものの、塩漬類、浅漬類、醤油漬類、粕漬類、みそ漬類及びその他の漬物が減少したことによる。



4 製穀粉・同加工品

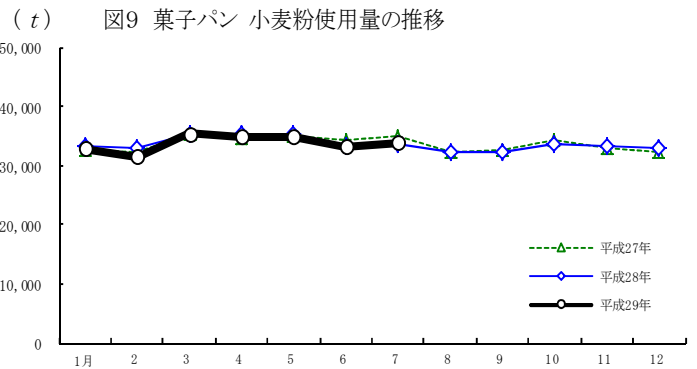
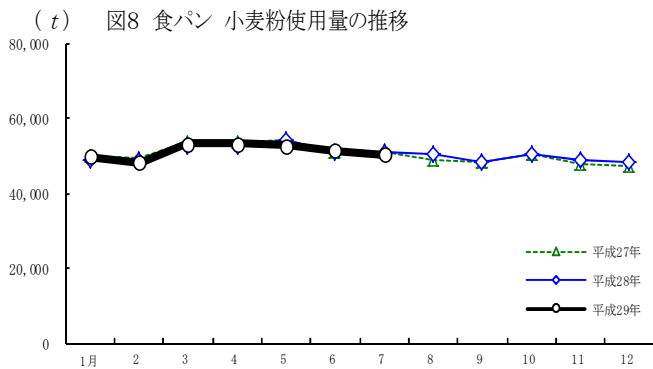
上新粉の7月の生産量は、対前年同月比 12.5%とかなり大きく増加した。

また、新規米粉の7月の生産量も、対前年同月比 20.3%と大幅に増加した。



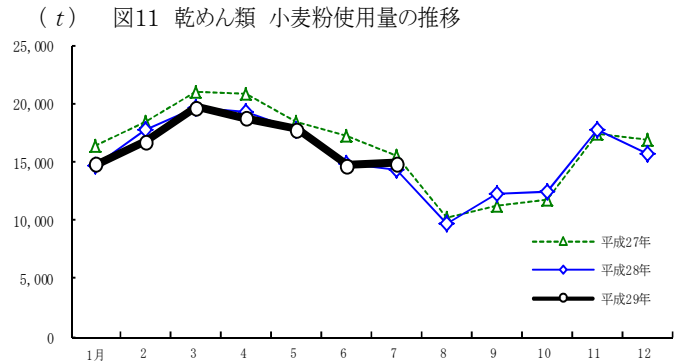
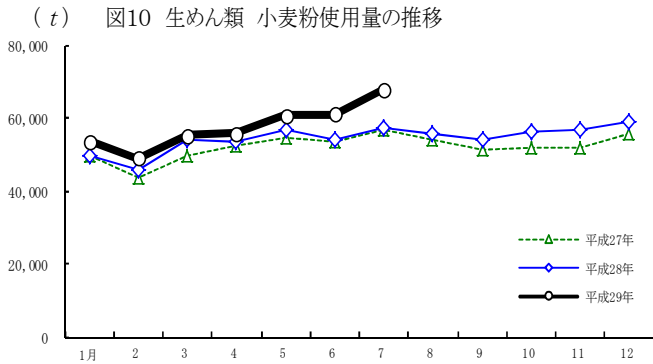
食パンの7月の小麦粉使用量は、対前年同月比▲1.5%とわずかに減少した。

菓子パンの7月の小麦粉使用量は、対前年同月比 0.5%と前年並みとなった。

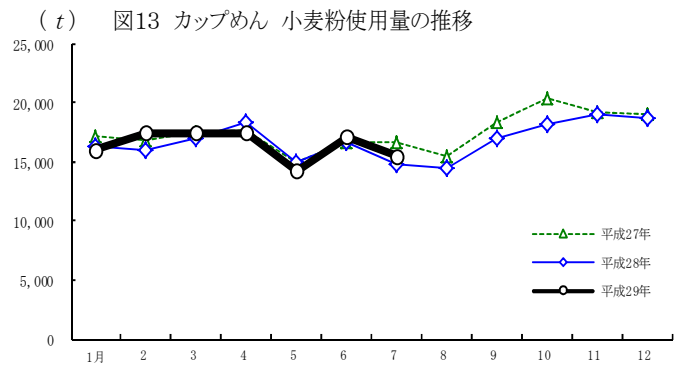
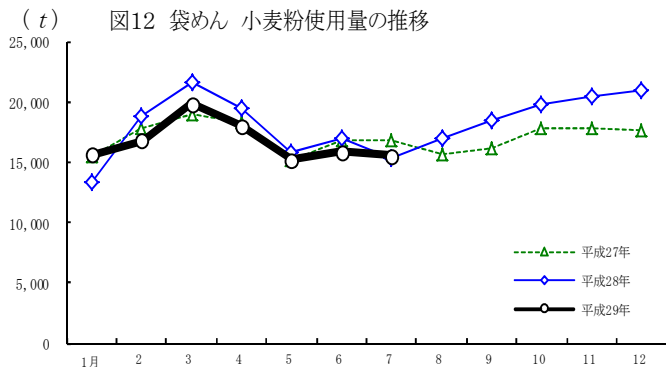


生めん類の7月の小麦粉使用量は、対前年同月比 18.2%と大幅に増加した。これは、中華めん（餃子等皮類）は減少したものの、うどん（ゆでめん）、中華めん（生めん、ゆでめん、蒸しめん）及び日本そば（生めん、ゆでめん）が増加したことによる。

乾めん類の7月の小麦粉使用量は、対前年同月比 4.2%とやや増加した。これは、うどん、ひらめん、ひやむぎ、そうめん、手延素麺類（ひやむぎ）及び日本そばは減少したものの、手延素麺類（うどん、そうめん）及び干し中華が増加したことによる。



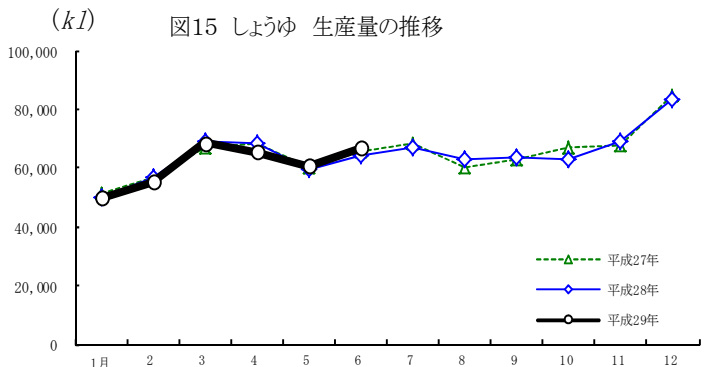
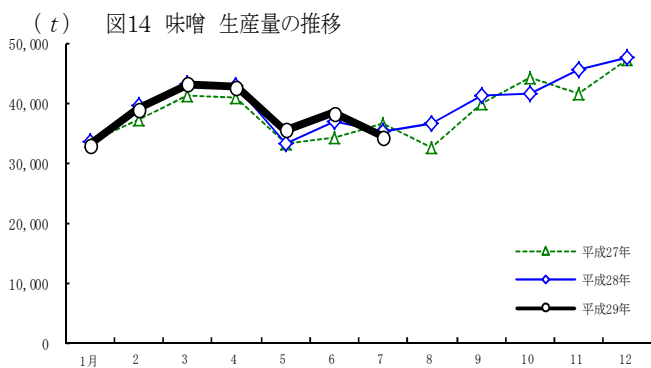
即席めん類のうち、袋めん（カップめん）の7月の小麦粉使用量は、対前年同月比 1.4%とわずかに増加した。また、カップ麺の7月の小麦粉使用量も、対前年同月比 5.5%とやや増加した。



5 調味料

味噌の7月の生産量は、対前年同月比▲3.0%とやや減少した。これは、米みそ、麦みそ、豆みそ及び調合みそのすべてが減少したことによる。

しょうゆの6月の生産量は、対前年同月比 4.0%とやや増加した。

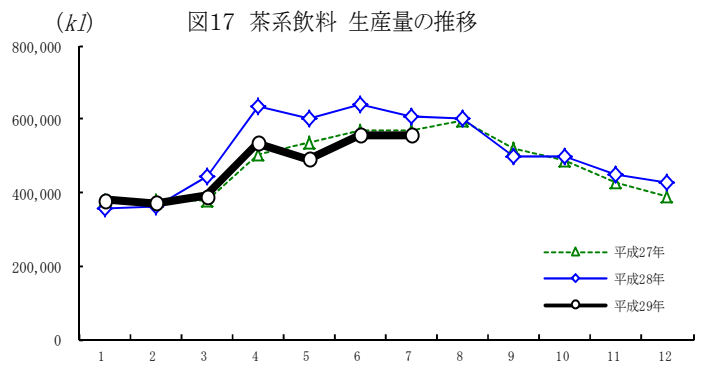
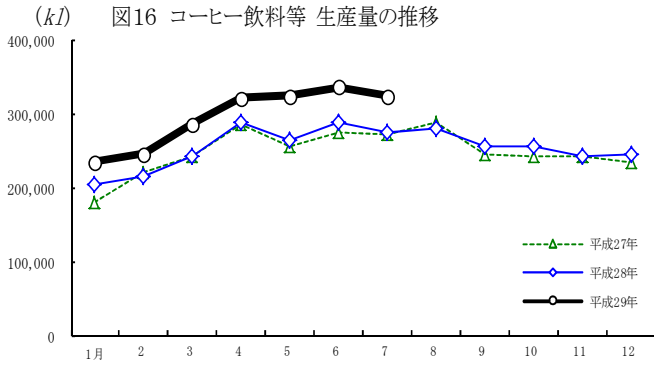


6 コーヒー・茶系飲料

コーヒー飲料等の7月の生産量は、対前年同月比17.4%と大幅に増加した。これは、大手メーカーの缶コーヒーのブランド商品の拡充の効果が一因と見受けられる。

一方、茶系飲料の7月の生産量は、対前年同月比▲8.0%とかなりの程度減少した。

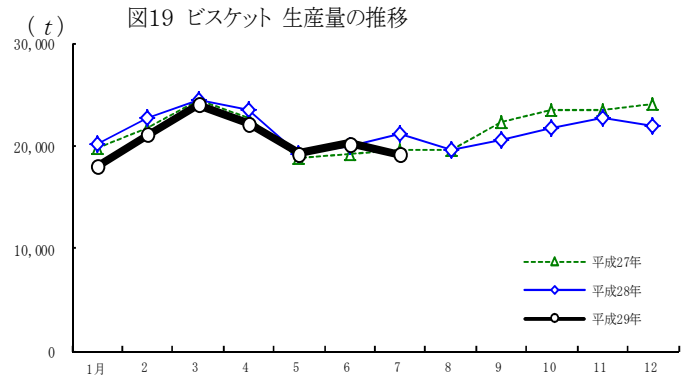
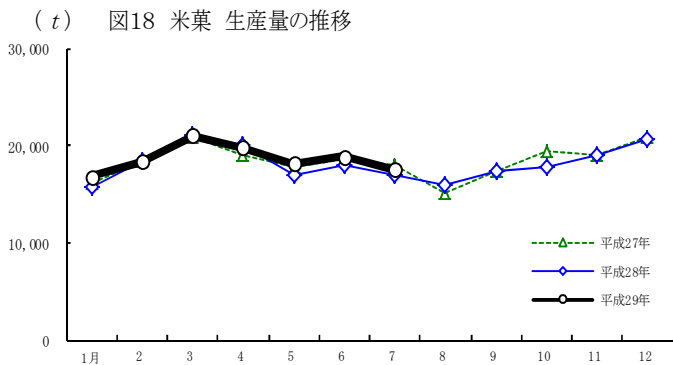
内訳については、ウーロン茶飲料及び麦茶飲料は増加したが、紅茶飲料、緑茶飲料及びその他茶系飲料が減少した。



7 菓子

米菓の7月の生産量は、対前年同月比4.2%とやや増加した。これは、あられ及びせんべいが増加したことによる。

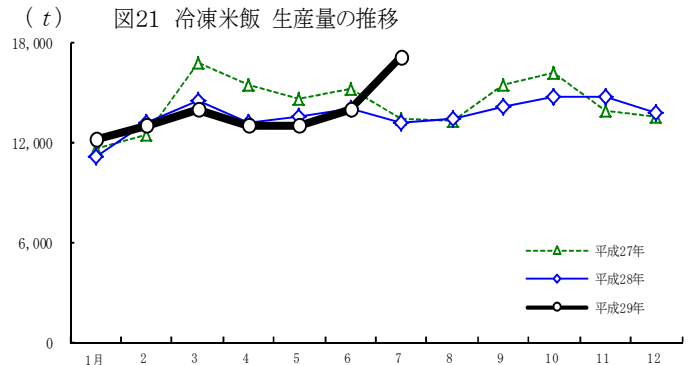
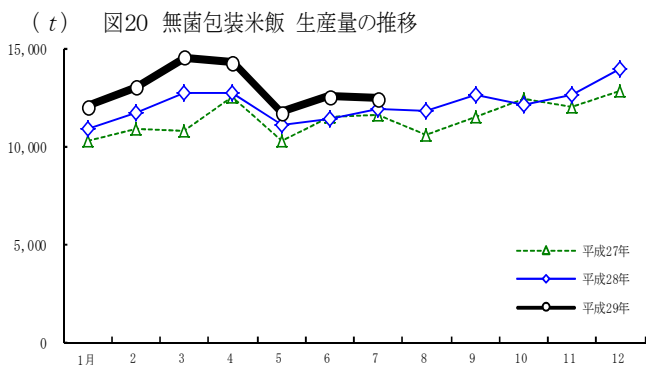
ビスケットの7月の生産量は、対前年同月比▲8.9%とかなりの程度減少した。これは、パイ加工その他は増加したものの、ハード系、ソフト系（クッキーを含む）、クラッカー系及び乾パンが減少したことによる。



8 調理食品類

無菌包装米飯の7月の生産量は、対前年同月比4.4%とやや増加した。

また、冷凍米飯の7月の生産量は、対前年同月比29.8%と大幅に増加した。これは、大手メーカーによる新商品やリニューアル商品の生産拡大が一因と考えられる。



【調査結果】

単位 { 生産量：t、kl
増減率：%

1 生産量

| 区分 年月 | 畜産食料品 | | | | | | | | 水産食料品 | |
|----------|---------------|------|-------------|-------|---------|-------|--------|-------|-----------|-------|
| | はっ酵乳 (非乳業) | | 乳酸菌飲料類(非乳業) | | | | | | ちくわ・かまぼこ類 | |
| | | | 乳製品乳酸菌飲料 | | 乳酸菌飲料 | | | | | |
| | 増減率 | 増減率 | 増減率 | 増減率 | 増減率 | 増減率 | 増減率 | 増減率 | | |
| kl | % | kl | % | kl | % | kl | % | t | % | |
| 平. 22 | 108,848 | 6.7 | 303,381 | ▲3.2 | 249,691 | 0.3 | 53,691 | ▲16.5 | 468,829 | 6.6 |
| 23 | 134,312 | 23.4 | 311,247 | 2.6 | 247,404 | ▲0.9 | 63,843 | 18.9 | 463,811 | ▲1.1 |
| 24 | 170,457 | 26.9 | 323,611 | 4.0 | 253,955 | 2.6 | 69,656 | 9.1 | 474,503 | 2.3 |
| 25 | 195,772 | 14.9 | 341,200 | 5.4 | 279,766 | 10.2 | 61,434 | ▲11.8 | 467,315 | ▲1.5 |
| 26 | 202,218 | 3.3 | 357,134 | 4.7 | 286,724 | 2.5 | 70,410 | 14.6 | 470,539 | 0.7 |
| 27 | 212,254 | 5.0 | 349,270 | ▲2.2 | 286,590 | ▲0.0 | 62,680 | ▲11.0 | 470,563 | 0.0 |
| 28 | 229,686 | 8.2 | 341,165 | ▲2.3 | 285,407 | ▲0.4 | 55,758 | ▲11.0 | 492,782 | 4.7 |
| 平.28.1 | 18,061 | 16.7 | 27,797 | 5.1 | 23,287 | 9.1 | 4,510 | ▲11.8 | 43,377 | 11.4 |
| 2 | 18,665 | 19.1 | 25,993 | ▲5.6 | 21,375 | ▲5.6 | 4,618 | ▲5.4 | 40,266 | 9.8 |
| 3 | 20,716 | 17.4 | 27,761 | 5.4 | 23,781 | 12.3 | 3,980 | ▲22.9 | 37,528 | 6.1 |
| 4 | 19,873 | 10.2 | 27,455 | ▲10.5 | 23,547 | ▲7.6 | 3,908 | ▲24.7 | 34,584 | 1.4 |
| 5 | 20,470 | 12.4 | 28,436 | ▲14.8 | 23,905 | ▲10.8 | 4,531 | ▲31.0 | 34,084 | 2.4 |
| 6 | 19,929 | 9.9 | 28,770 | ▲9.6 | 23,520 | ▲9.5 | 5,250 | ▲10.1 | 35,719 | 6.1 |
| 7 | 19,113 | 2.7 | 29,504 | ▲6.7 | 25,150 | ▲4.3 | 4,354 | ▲18.6 | 37,642 | 8.4 |
| 8 | 18,256 | 0.5 | 29,870 | 0.4 | 24,323 | 0.5 | 5,547 | 0.1 | 37,522 | 6.2 |
| 9 | 18,284 | 0.1 | 28,436 | 5.0 | 23,139 | 4.0 | 5,297 | 9.3 | 41,507 | 4.3 |
| 10 | 19,272 | 2.1 | 29,163 | 3.6 | 23,734 | 1.7 | 5,429 | 12.6 | 47,420 | 3.0 |
| 11 | 18,674 | 3.0 | 29,534 | 3.8 | 25,004 | 5.4 | 4,530 | ▲4.4 | 50,481 | ▲3.0 |
| 12 | 18,373 | 7.7 | 28,446 | 1.7 | 24,642 | 5.5 | 3,804 | ▲17.8 | 52,652 | 4.0 |
| 平.29.1 | 18,544 | 2.7 | 29,168 | 4.9 | 25,121 | 7.9 | 4,047 | ▲10.3 | 39,345 | ▲9.3 |
| 2 | 17,305 | ▲7.3 | 27,027 | 4.0 | 23,208 | 8.6 | 3,819 | ▲17.3 | 38,353 | ▲4.8 |
| 3 | 20,106 | ▲2.9 | 30,162 | 8.6 | 25,822 | 8.6 | 4,340 | 9.0 | 38,727 | 3.2 |
| 4 | 21,018 | 5.8 | 31,650 | 15.3 | 27,131 | 15.2 | 4,519 | 15.6 | 34,002 | ▲1.7 |
| 5 | 22,042 | 7.7 | 34,830 | 22.5 | 29,538 | 23.6 | 5,292 | 16.8 | 32,679 | ▲4.1 |
| 6 | 20,982 | 5.3 | 33,674 | 17.0 | 28,687 | 22.0 | 4,987 | ▲5.0 | 33,888 | ▲5.1 |
| 7 | 20,542 | 7.5 | 33,244 | 12.7 | 27,852 | 10.7 | 5,392 | 23.8 | 33,518 | ▲11.0 |
| 8 | | | | | | | | | | |
| 9 | | | | | | | | | | |
| 10 | | | | | | | | | | |
| 11 | | | | | | | | | | |
| 12 | | | | | | | | | | |
| 7月計 | 140,539 | 2.7 | 219,755 | 12.3 | 187,359 | 13.9 | 32,396 | 4.0 | 250,512 | ▲4.8 |

| 区分 年月 | 水産食料品(つづき) | | | | | | | | | |
|----------|----------------|-------|--------|-------|--------|-------|----------|-------|---------|-------|
| | ちくわ・かまぼこ類(つづき) | | | | | | | | | |
| | ちくわ | | 板かまぼこ | | 包装かまぼこ | | なると・はんぺん | | あげかまぼこ | |
| | t | 増減率 | t | 増減率 | t | 増減率 | t | 増減率 | t | 増減率 |
| 平. 22 | 94,561 | 4.0 | 72,086 | ▲2.3 | 17,889 | ▲2.3 | 31,916 | 12.2 | 187,346 | 9.4 |
| 23 | 92,997 | ▲1.7 | 67,630 | ▲6.2 | 16,063 | ▲10.2 | 33,362 | 4.5 | 183,549 | ▲2.0 |
| 24 | 94,713 | 1.8 | 64,850 | ▲4.1 | 17,477 | 8.8 | 32,460 | ▲2.7 | 191,155 | 4.1 |
| 25 | 81,224 | ▲14.2 | 56,516 | ▲12.9 | 16,168 | ▲7.5 | 29,412 | ▲9.4 | 189,079 | ▲1.1 |
| 26 | 77,999 | ▲4.0 | 55,732 | ▲1.4 | 15,115 | ▲6.5 | 27,354 | ▲7.0 | 194,040 | 2.6 |
| 27 | 73,743 | ▲5.5 | 54,495 | ▲2.2 | 11,945 | ▲21.0 | 24,644 | ▲9.9 | 201,638 | 3.9 |
| 28 | 69,973 | ▲5.1 | 60,532 | 11.1 | 15,758 | 31.9 | 27,437 | 11.3 | 211,980 | 5.1 |
| 平.28.1 | 6,596 | 10.6 | 4,319 | 20.2 | 1,126 | ▲8.5 | 2,505 | ▲16.6 | 20,891 | 13.5 |
| 2 | 5,575 | 1.6 | 4,291 | 21.6 | 996 | 6.9 | 2,368 | ▲6.3 | 18,892 | 8.6 |
| 3 | 5,704 | ▲4.9 | 4,098 | 17.0 | 999 | 6.5 | 1,866 | 3.2 | 17,025 | 13.4 |
| 4 | 5,463 | ▲10.7 | 3,834 | 8.7 | 1,005 | 6.9 | 1,555 | ▲2.5 | 14,490 | 5.9 |
| 5 | 5,477 | ▲8.5 | 3,603 | 11.6 | 1,379 | 51.7 | 1,477 | 4.7 | 13,791 | 2.7 |
| 6 | 5,534 | ▲8.6 | 3,351 | 5.0 | 1,463 | 57.3 | 1,439 | 8.0 | 14,910 | 11.7 |
| 7 | 6,025 | ▲0.1 | 4,443 | 14.6 | 1,425 | 51.8 | 1,710 | 30.8 | 14,549 | 9.9 |
| 8 | 5,918 | ▲0.9 | 5,253 | 22.3 | 1,416 | 50.3 | 1,872 | 27.1 | 14,269 | 3.2 |
| 9 | 5,688 | ▲7.0 | 5,653 | 40.2 | 1,130 | 21.1 | 2,477 | 20.9 | 17,724 | ▲1.9 |
| 10 | 6,006 | ▲7.4 | 5,395 | 2.6 | 1,463 | 56.0 | 2,979 | 16.5 | 21,443 | 4.6 |
| 11 | 5,991 | ▲16.8 | 6,786 | ▲1.9 | 1,465 | 53.9 | 3,262 | 26.0 | 22,554 | ▲8.6 |
| 12 | 5,996 | ▲5.2 | 9,506 | ▲0.4 | 1,891 | 38.9 | 3,927 | 31.2 | 21,442 | 7.0 |
| 平.29.1 | 5,414 | ▲17.9 | 4,117 | ▲4.7 | 1,541 | 36.9 | 3,497 | 39.6 | 18,041 | ▲13.6 |
| 2 | 5,466 | ▲2.0 | 3,802 | ▲11.4 | 1,161 | 16.6 | 2,733 | 15.4 | 17,861 | ▲5.5 |
| 3 | 5,994 | 5.1 | 3,887 | ▲5.1 | 1,163 | 16.4 | 2,170 | 16.3 | 17,360 | 2.0 |
| 4 | 5,162 | ▲5.5 | 3,029 | ▲21.0 | 1,170 | 16.4 | 1,729 | 11.2 | 14,664 | 1.2 |
| 5 | 5,261 | ▲3.9 | 2,892 | ▲19.7 | 1,161 | ▲15.8 | 1,637 | 10.8 | 13,897 | 0.8 |
| 6 | 5,068 | ▲8.4 | 2,971 | ▲11.3 | 1,162 | ▲20.6 | 1,561 | 8.5 | 14,012 | ▲6.0 |
| 7 | 5,109 | ▲15.2 | 3,383 | ▲23.9 | 1,179 | ▲17.3 | 1,589 | ▲7.1 | 13,113 | ▲9.9 |
| 8 | | | | | | | | | | |
| 9 | | | | | | | | | | |
| 10 | | | | | | | | | | |
| 11 | | | | | | | | | | |
| 12 | | | | | | | | | | |
| 7月計 | 37,474 | ▲7.2 | 24,081 | ▲13.8 | 8,537 | 1.7 | 14,916 | 15.4 | 108,948 | ▲4.9 |

単位 { 生産量 : t
増減率 : %

| 農産食料品 | | | | | | | | | | 区 分 |
|----------------|-------|---------|-------|---------|-------|--------|-------|--------|-------|---------|
| 野菜・果実漬物 | | | | | | | | | | |
| ちくわ・かまぼこ類(つづき) | | 塩漬類 | | | | | | | | 年 月 |
| その他のかまぼこ | | | | | | 梅干・梅漬 | | その他の塩漬 | | |
| t | 増減率 | t | 増減率 | t | 増減率 | t | 増減率 | t | 増減率 | |
| 65,031 | 13.9 | 872,878 | ▲4.1 | 134,234 | 1.6 | 40,139 | ▲8.8 | 94,095 | 6.9 | 平. 22 |
| 70,209 | 8.0 | 772,799 | ▲11.5 | 111,372 | ▲17.0 | 31,427 | ▲21.7 | 79,945 | ▲15.0 | 23 |
| 73,847 | 5.2 | 718,844 | ▲7.0 | 98,158 | ▲11.9 | 26,464 | ▲15.8 | 71,694 | ▲10.3 | 24 |
| 94,916 | 28.5 | 718,923 | 0.0 | 99,113 | 1.0 | 26,917 | 1.7 | 72,196 | 0.7 | 25 |
| 100,299 | 5.7 | 705,197 | ▲1.9 | 100,390 | 1.3 | 26,699 | ▲0.8 | 73,692 | 2.1 | 26 |
| 104,098 | 3.8 | 722,904 | 2.5 | 108,788 | 8.4 | 26,466 | ▲0.9 | 82,322 | 11.7 | 27 |
| 107,102 | 2.9 | 713,697 | ▲1.3 | 114,570 | 5.3 | 29,481 | 11.4 | 85,089 | 3.4 | 28 |
| 7,940 | 17.9 | 57,441 | 6.2 | 8,834 | 18.6 | 1,683 | 1.1 | 7,151 | 23.6 | 平. 28.1 |
| 8,144 | 20.0 | 56,138 | 2.0 | 9,638 | 12.0 | 2,047 | 7.1 | 7,591 | 13.4 | 2 |
| 7,836 | ▲3.2 | 60,273 | 3.0 | 10,224 | 15.2 | 2,445 | 12.8 | 7,779 | 16.0 | 3 |
| 8,237 | ▲0.1 | 58,641 | ▲5.6 | 10,035 | 8.8 | 2,277 | 7.2 | 7,758 | 9.3 | 4 |
| 8,357 | 0.5 | 63,108 | 5.4 | 9,446 | 8.3 | 2,667 | 18.7 | 6,779 | 4.7 | 5 |
| 9,022 | 2.4 | 57,245 | ▲7.1 | 10,200 | 10.8 | 3,198 | 17.0 | 7,002 | 8.2 | 6 |
| 9,490 | 1.8 | 63,458 | 2.2 | 9,624 | 0.6 | 3,165 | 7.0 | 6,459 | ▲2.3 | 7 |
| 8,794 | ▲0.5 | 58,379 | ▲2.7 | 9,169 | 1.1 | 2,825 | 16.2 | 6,344 | ▲4.5 | 8 |
| 8,835 | 2.9 | 64,143 | 4.7 | 9,437 | 11.8 | 2,702 | 28.9 | 6,735 | 6.2 | 9 |
| 10,134 | ▲1.5 | 56,266 | ▲11.8 | 9,417 | ▲9.4 | 2,144 | 6.8 | 7,273 | ▲13.3 | 10 |
| 10,423 | 7.4 | 61,660 | 2.2 | 9,092 | ▲8.5 | 2,061 | 9.5 | 7,031 | ▲12.7 | 11 |
| 9,890 | ▲4.6 | 56,945 | ▲11.3 | 9,454 | 1.6 | 2,267 | 1.2 | 7,187 | 1.7 | 12 |
| 6,735 | ▲15.2 | 54,531 | ▲5.1 | 8,476 | ▲4.1 | 1,858 | 10.4 | 6,618 | ▲7.5 | 平. 29.1 |
| 7,330 | ▲10.0 | 58,303 | 3.9 | 9,091 | ▲5.7 | 1,941 | ▲5.2 | 7,150 | ▲5.8 | 2 |
| 8,153 | 4.0 | 58,603 | ▲2.8 | 9,630 | ▲5.8 | 2,284 | ▲6.6 | 7,346 | ▲5.6 | 3 |
| 8,248 | 0.1 | 60,659 | 3.4 | 9,519 | ▲5.1 | 1,892 | ▲16.9 | 7,627 | ▲1.7 | 4 |
| 7,831 | ▲6.3 | 57,209 | ▲9.3 | 9,427 | ▲0.2 | 1,930 | ▲27.6 | 7,497 | 10.6 | 5 |
| 9,114 | 1.0 | 58,024 | 1.4 | 9,847 | ▲3.5 | 2,431 | ▲24.0 | 7,416 | 5.9 | 6 |
| 9,145 | ▲3.6 | 56,576 | ▲10.8 | 9,455 | ▲1.8 | 2,226 | ▲29.7 | 7,229 | 11.9 | 7 |
| | | | | | | | | | | 8 |
| | | | | | | | | | | 9 |
| | | | | | | | | | | 10 |
| | | | | | | | | | | 11 |
| | | | | | | | | | | 12 |
| 56,556 | ▲4.2 | 403,905 | ▲3.0 | 65,445 | ▲3.8 | 14,562 | ▲16.7 | 50,883 | 0.7 | 7月計 |

| 区分 年月 | 農産食料品(つづき) | | | | | | | | | |
|----------|--------------|-------|--------|-------|--------|-------|--------|-------|---------|-------|
| | 野菜・果実漬物(つづき) | | | | | | | | | |
| | 酢漬類 | | | | | | | | 浅漬類 | |
| | 増減率 | | らっきょう漬 | | しょうが漬 | | その他の酢漬 | | 増減率 | |
| t | % | t | % | t | % | t | % | t | % | |
| 平. 22 | 98,755 | ▲0.4 | 31,345 | ▲4.9 | 53,673 | 0.7 | 13,737 | 6.1 | 155,263 | ▲0.3 |
| 23 | 101,547 | 2.8 | 28,105 | ▲10.3 | 56,940 | 6.1 | 16,502 | 20.1 | 116,464 | ▲25.0 |
| 24 | 77,602 | ▲23.6 | 17,942 | ▲36.2 | 45,719 | ▲19.7 | 13,941 | ▲15.5 | 101,970 | ▲12.4 |
| 25 | 70,950 | ▲8.6 | 16,502 | ▲8.0 | 41,908 | ▲8.3 | 12,540 | ▲10.0 | 109,434 | 7.3 |
| 26 | 70,599 | ▲0.5 | 15,132 | ▲8.3 | 43,947 | 4.9 | 11,520 | ▲8.1 | 118,391 | 8.2 |
| 27 | 74,853 | 6.0 | 14,396 | ▲4.9 | 49,574 | 12.8 | 10,883 | ▲5.5 | 134,078 | 13.3 |
| 28 | 81,162 | 8.4 | 15,421 | 7.1 | 55,466 | 11.9 | 10,275 | ▲5.6 | 129,942 | ▲3.1 |
| 平.28.1 | 5,042 | ▲6.7 | 922 | ▲24.5 | 3,526 | 3.5 | 594 | ▲23.3 | 11,137 | 15.1 |
| 2 | 6,458 | 23.6 | 1,037 | ▲1.3 | 4,531 | 36.2 | 890 | 5.2 | 8,999 | ▲7.2 |
| 3 | 6,924 | 23.0 | 1,084 | ▲2.4 | 4,916 | 38.3 | 924 | ▲4.2 | 11,527 | 20.2 |
| 4 | 8,245 | 31.7 | 1,588 | 50.0 | 5,566 | 35.0 | 1,091 | 1.1 | 10,255 | ▲9.7 |
| 5 | 6,464 | 0.5 | 1,559 | ▲4.4 | 4,193 | 8.0 | 712 | ▲22.6 | 10,763 | ▲9.1 |
| 6 | 7,012 | 9.6 | 1,535 | 26.2 | 4,684 | 9.4 | 793 | ▲11.8 | 9,859 | ▲11.2 |
| 7 | 7,581 | 6.8 | 1,683 | 13.3 | 5,113 | 8.6 | 785 | ▲13.4 | 10,847 | ▲1.6 |
| 8 | 7,274 | 10.7 | 1,450 | 26.2 | 4,965 | 9.3 | 859 | ▲2.1 | 11,963 | 3.7 |
| 9 | 6,634 | 2.7 | 1,192 | 9.6 | 4,609 | 3.3 | 833 | ▲8.3 | 11,057 | ▲5.2 |
| 10 | 6,875 | 11.7 | 1,220 | ▲3.1 | 4,830 | 21.3 | 825 | ▲9.8 | 11,154 | ▲6.1 |
| 11 | 5,567 | ▲5.6 | 1,056 | 6.8 | 3,627 | ▲11.2 | 884 | 6.9 | 10,675 | ▲11.7 |
| 12 | 7,086 | ▲3.3 | 1,095 | ▲3.5 | 4,906 | ▲6.1 | 1,085 | 12.2 | 11,706 | ▲7.4 |
| 平.29.1 | 6,185 | 22.7 | 1,492 | 61.8 | 3,608 | 2.3 | 1,085 | 82.7 | 10,714 | ▲3.8 |
| 2 | 5,848 | ▲9.4 | 961 | ▲7.3 | 3,921 | ▲13.5 | 966 | 8.5 | 10,251 | 13.9 |
| 3 | 6,596 | ▲4.7 | 1,036 | ▲4.4 | 4,492 | ▲8.6 | 1,068 | 15.6 | 11,256 | ▲2.4 |
| 4 | 7,923 | ▲3.9 | 1,949 | 22.7 | 4,782 | ▲14.1 | 1,192 | 9.3 | 11,823 | 15.3 |
| 5 | 6,789 | 5.0 | 2,048 | 31.4 | 3,840 | ▲8.4 | 901 | 26.5 | 11,330 | 5.3 |
| 6 | 7,230 | 3.1 | 1,968 | 28.2 | 4,271 | ▲8.8 | 991 | 25.0 | 10,778 | 9.3 |
| 7 | 7,927 | 4.6 | 2,275 | 35.2 | 4,580 | ▲10.4 | 1,072 | 36.6 | 10,427 | ▲3.9 |
| 8 | | | | | | | | | | |
| 9 | | | | | | | | | | |
| 10 | | | | | | | | | | |
| 11 | | | | | | | | | | |
| 12 | | | | | | | | | | |
| 7月計 | 48,498 | 1.6 | 11,729 | 24.7 | 29,494 | ▲9.3 | 7,275 | 25.7 | 76,579 | 4.3 |

単位 { 生産量 : t
増減率 : %

| 農産食料品(つづき) | | | | | | | | | | 区 分 |
|--------------|-------|---------|-------|--------|-------|--------|-------|---------|-------|--------|
| 野菜・果実漬物(つづき) | | | | | | | | | | |
| 糠漬類 | | 醤油漬類 | | | | | | | | 年 月 |
| たくあん漬 | | 増減率 | | 福神漬 | | 野菜刻み漬 | | キムチ | | |
| t | % | t | % | t | % | t | % | t | % | |
| 74,641 | ▲10.0 | 358,317 | ▲8.1 | 67,170 | ▲2.3 | 71,169 | ▲9.8 | 191,188 | ▲8.6 | 平. 22 |
| 52,259 | ▲30.0 | 343,828 | ▲4.0 | 65,882 | ▲1.9 | 62,162 | ▲12.7 | 193,198 | 1.1 | 23 |
| 52,340 | 0.2 | 341,608 | ▲0.6 | 62,915 | ▲4.5 | 59,447 | ▲4.4 | 196,336 | 1.6 | 24 |
| 53,719 | 2.6 | 341,222 | ▲0.1 | 62,162 | ▲1.2 | 56,146 | ▲5.6 | 195,716 | ▲0.3 | 25 |
| 50,493 | ▲6.0 | 325,528 | ▲4.6 | 57,868 | ▲6.9 | 44,222 | ▲21.2 | 196,396 | 0.3 | 26 |
| 46,498 | ▲7.9 | 319,113 | ▲2.0 | 57,523 | ▲0.6 | 41,384 | ▲6.4 | 192,177 | ▲2.1 | 27 |
| 45,725 | ▲1.7 | 299,503 | ▲6.1 | 59,668 | 3.7 | 40,398 | ▲2.4 | 173,626 | ▲9.7 | 28 |
| 3,402 | ▲0.1 | 26,188 | 0.2 | 4,440 | ▲4.4 | 2,576 | ▲14.1 | 16,934 | 4.0 | 平.28.1 |
| 4,037 | 0.2 | 23,741 | ▲3.8 | 4,543 | 13.6 | 3,284 | ▲2.6 | 13,659 | ▲9.3 | 2 |
| 4,315 | ▲5.2 | 23,873 | ▲10.5 | 5,382 | 9.7 | 3,873 | 0.2 | 12,437 | ▲20.0 | 3 |
| 4,528 | 10.3 | 22,029 | ▲20.6 | 6,007 | 9.7 | 3,650 | ▲15.2 | 10,207 | ▲33.7 | 4 |
| 3,458 | ▲9.5 | 29,506 | 15.1 | 5,186 | 7.1 | 3,298 | ▲5.9 | 18,974 | 26.2 | 5 |
| 3,007 | ▲13.9 | 23,834 | ▲15.2 | 4,723 | ▲13.0 | 3,475 | ▲1.4 | 13,632 | ▲19.5 | 6 |
| 2,795 | ▲17.1 | 29,181 | 4.4 | 5,276 | ▲3.6 | 3,253 | 7.7 | 18,650 | 8.1 | 7 |
| 3,334 | ▲1.4 | 22,502 | ▲12.9 | 5,602 | 26.0 | 3,528 | 17.0 | 11,364 | ▲29.7 | 8 |
| 3,995 | ▲0.6 | 28,887 | 5.6 | 4,230 | ▲10.1 | 3,848 | 0.8 | 18,700 | 14.4 | 9 |
| 4,276 | 5.9 | 20,722 | ▲22.6 | 4,417 | 4.4 | 3,558 | ▲0.9 | 10,559 | ▲36.1 | 10 |
| 4,348 | 7.9 | 27,750 | 12.2 | 4,972 | 15.6 | 3,289 | 9.1 | 17,078 | 14.0 | 11 |
| 4,230 | ▲0.5 | 21,290 | ▲22.6 | 4,890 | ▲3.6 | 2,766 | ▲17.6 | 11,432 | ▲31.3 | 12 |
| 5,857 | 72.2 | 20,550 | ▲21.5 | 4,731 | 6.6 | 2,628 | 2.0 | 11,130 | ▲34.3 | 平.29.1 |
| 4,405 | 9.1 | 25,417 | 7.1 | 4,445 | ▲2.2 | 3,031 | ▲7.7 | 15,863 | 16.1 | 2 |
| 4,909 | 13.8 | 22,673 | ▲5.0 | 4,782 | ▲11.1 | 4,147 | 7.1 | 11,430 | ▲8.1 | 3 |
| 4,154 | ▲8.3 | 23,927 | 8.6 | 4,984 | ▲17.0 | 4,218 | 15.6 | 12,419 | 21.7 | 4 |
| 3,513 | 1.6 | 23,224 | ▲21.3 | 4,959 | ▲4.4 | 3,244 | ▲1.6 | 12,810 | ▲32.5 | 5 |
| 4,369 | 45.3 | 22,978 | ▲3.6 | 5,051 | 6.9 | 3,290 | ▲5.3 | 12,296 | ▲9.8 | 6 |
| 3,267 | 16.9 | 22,385 | ▲23.3 | 4,961 | ▲6.0 | 3,204 | ▲1.5 | 12,078 | ▲35.2 | 7 |
| | | | | | | | | | | 8 |
| | | | | | | | | | | 9 |
| | | | | | | | | | | 10 |
| | | | | | | | | | | 11 |
| | | | | | | | | | | 12 |
| 30,474 | 19.3 | 161,154 | ▲9.6 | 33,913 | ▲4.6 | 23,762 | 1.5 | 88,026 | ▲15.8 | 7月計 |

| 区分 年月 | 農産食料品(つづき) | | | | | | | | | |
|----------|--------------|-------|--------|-------|--------|-------|-------|-------|--------|-------|
| | 野菜・果実漬物(つづき) | | | | | | | | | |
| | 醤油漬類(つづき) | | 粕漬類 | | | | | | | |
| | その他の醤油漬 | | | | 奈良漬 | | わさび漬 | | その他の粕漬 | |
| | 増減率 | | 増減率 | | 増減率 | | 増減率 | | 増減率 | |
| | t | % | t | % | t | % | t | % | t | % |
| 平. 22 | 28,791 | ▲12.7 | 34,393 | 6.4 | 26,007 | 8.7 | 4,758 | ▲9.1 | 3,628 | 15.2 |
| 23 | 22,587 | ▲21.5 | 28,673 | ▲16.6 | 21,369 | ▲17.8 | 4,780 | 0.5 | 2,525 | ▲30.4 |
| 24 | 22,910 | 1.4 | 27,461 | ▲4.2 | 20,029 | ▲6.3 | 4,779 | ▲0.0 | 2,652 | 5.0 |
| 25 | 27,198 | 18.7 | 25,374 | ▲7.6 | 18,536 | ▲7.5 | 4,407 | ▲7.8 | 2,430 | ▲8.4 |
| 26 | 27,043 | ▲0.6 | 25,148 | ▲0.9 | 18,532 | ▲0.0 | 4,201 | ▲4.7 | 2,415 | ▲0.6 |
| 27 | 28,029 | 3.6 | 23,112 | ▲8.1 | 16,977 | ▲8.4 | 3,875 | ▲7.8 | 2,260 | ▲6.4 |
| 28 | 25,811 | ▲7.9 | 23,686 | 2.5 | 17,841 | 5.1 | 3,724 | ▲3.9 | 2,121 | ▲6.2 |
| 平.28.1 | 2,238 | 1.1 | 1,468 | 48.7 | 1,075 | 68.2 | 265 | ▲0.4 | 128 | 56.1 |
| 2 | 2,255 | 0.8 | 1,688 | 6.0 | 1,283 | 8.9 | 281 | 11.5 | 124 | ▲23.5 |
| 3 | 2,181 | ▲7.4 | 1,780 | ▲1.2 | 1,340 | 1.4 | 309 | 3.7 | 131 | ▲28.0 |
| 4 | 2,165 | ▲15.8 | 1,915 | ▲6.8 | 1,463 | ▲6.8 | 306 | ▲4.7 | 146 | ▲11.0 |
| 5 | 2,048 | ▲8.8 | 2,022 | ▲2.8 | 1,584 | ▲0.7 | 290 | ▲8.5 | 148 | ▲11.9 |
| 6 | 2,004 | ▲9.2 | 1,793 | ▲10.8 | 1,309 | ▲12.9 | 302 | ▲7.1 | 182 | 0.6 |
| 7 | 2,002 | ▲9.8 | 1,831 | 9.8 | 1,273 | 17.4 | 319 | ▲13.3 | 239 | 11.2 |
| 8 | 2,008 | ▲9.4 | 2,347 | 4.6 | 1,871 | 6.2 | 337 | 2.1 | 139 | ▲8.6 |
| 9 | 2,109 | ▲15.3 | 2,581 | 40.9 | 2,093 | 58.8 | 321 | ▲3.9 | 167 | ▲7.2 |
| 10 | 2,188 | ▲8.9 | 2,228 | ▲26.9 | 1,734 | ▲29.2 | 327 | ▲6.8 | 167 | ▲32.7 |
| 11 | 2,411 | ▲0.7 | 2,605 | 19.7 | 2,049 | 26.7 | 317 | 2.9 | 239 | ▲4.8 |
| 12 | 2,202 | ▲10.1 | 1,428 | ▲12.0 | 767 | ▲18.6 | 350 | ▲13.6 | 311 | 13.1 |
| 平.29.1 | 2,061 | ▲7.9 | 1,191 | ▲18.9 | 637 | ▲40.7 | 295 | 11.3 | 259 | 102.3 |
| 2 | 2,078 | ▲7.8 | 1,726 | 2.3 | 1,340 | 4.4 | 247 | ▲12.1 | 139 | 12.1 |
| 3 | 2,314 | 6.1 | 2,023 | 13.7 | 1,423 | 6.2 | 287 | ▲7.1 | 313 | 138.9 |
| 4 | 2,306 | 6.5 | 1,682 | ▲12.2 | 1,224 | ▲16.3 | 278 | ▲9.2 | 180 | 23.3 |
| 5 | 2,211 | 8.0 | 1,444 | ▲28.6 | 975 | ▲38.4 | 272 | ▲6.2 | 197 | 33.1 |
| 6 | 2,341 | 16.8 | 1,343 | ▲25.1 | 831 | ▲36.5 | 290 | ▲4.0 | 222 | 22.0 |
| 7 | 2,142 | 7.0 | 1,641 | ▲10.4 | 1,075 | ▲15.6 | 276 | ▲13.5 | 290 | 21.3 |
| 8 | | | | | | | | | | |
| 9 | | | | | | | | | | |
| 10 | | | | | | | | | | |
| 11 | | | | | | | | | | |
| 12 | | | | | | | | | | |
| 7月計 | 15,453 | 3.8 | 11,050 | ▲11.6 | 7,505 | ▲19.5 | 1,945 | ▲6.1 | 1,600 | 45.7 |

単位 { 生産量 : t
増減率 : %

| 農産食料品(つづき) | | | | | | 製穀粉・同加工品 | | | | 区 分 |
|--------------|-------|--------|-------|--------|--------|----------|-------|---------|-------|---------|
| 野菜・果実漬物(つづき) | | | | 乾燥野菜 | プレミックス | | | | | |
| みそ漬類 | | その他の漬物 | | | 増減率 | プレミックス | | 加糖 | | 年月 |
| t | % | t | % | t | | % | t | % | | |
| 7,326 | ▲1.7 | 9,948 | ▲5.5 | 10,352 | ▲3.6 | 379,669 | 3.5 | 229,653 | 2.4 | 平. 22 |
| 7,483 | 2.1 | 11,172 | 12.3 | 8,714 | ▲15.8 | 374,868 | ▲1.3 | 226,117 | ▲1.5 | 23 |
| 7,209 | ▲3.7 | 12,496 | 11.9 | 6,721 | ▲22.9 | 366,676 | ▲2.2 | 210,947 | ▲6.7 | 24 |
| 6,732 | ▲6.6 | 12,379 | ▲0.9 | 5,450 | ▲18.9 | 362,234 | ▲1.2 | 203,540 | ▲3.5 | 25 |
| 5,802 | ▲13.8 | 8,845 | ▲28.5 | 5,340 | ▲2.0 | 365,958 | 1.0 | 207,833 | 2.1 | 26 |
| 7,463 | 28.6 | 8,999 | 1.7 | 5,342 | 0.0 | 369,069 | 0.9 | 204,049 | ▲1.8 | 27 |
| 9,940 | 33.2 | 9,169 | 1.9 | 5,355 | 0.2 | 359,767 | ▲2.5 | 194,036 | ▲4.9 | 28 |
| 623 | 30.3 | 747 | 31.7 | 442 | ▲0.9 | 25,666 | ▲10.2 | 14,635 | ▲10.8 | 平. 28.1 |
| 817 | 47.5 | 760 | 9.7 | 450 | 0.7 | 29,392 | ▲0.8 | 16,623 | ▲0.7 | 2 |
| 853 | 37.6 | 777 | 2.4 | 444 | 0.0 | 33,006 | 0.0 | 18,709 | ▲1.3 | 3 |
| 902 | 42.9 | 732 | ▲5.4 | 447 | ▲0.2 | 32,998 | ▲1.2 | 17,740 | ▲3.9 | 4 |
| 787 | 25.5 | 662 | ▲9.2 | 445 | 1.6 | 27,510 | ▲0.8 | 14,566 | ▲3.6 | 5 |
| 850 | 51.5 | 690 | ▲7.9 | 450 | 0.2 | 29,308 | ▲3.9 | 15,420 | ▲5.8 | 6 |
| 858 | 45.7 | 741 | ▲9.7 | 443 | ▲0.2 | 28,785 | ▲5.1 | 14,976 | ▲8.0 | 7 |
| 823 | 46.2 | 967 | 23.8 | 448 | 0.2 | 29,828 | 5.4 | 16,032 | 3.6 | 8 |
| 834 | 16.8 | 718 | ▲5.8 | 445 | 0.7 | 29,201 | ▲4.2 | 15,130 | ▲7.9 | 9 |
| 887 | 22.2 | 707 | ▲10.3 | 449 | 0.2 | 29,529 | ▲6.8 | 15,263 | ▲11.9 | 10 |
| 860 | 25.5 | 763 | ▲1.3 | 442 | ▲0.2 | 31,188 | ▲1.9 | 16,617 | ▲4.4 | 11 |
| 846 | 18.3 | 905 | 12.7 | 450 | 0.9 | 33,355 | ▲0.9 | 18,326 | ▲4.1 | 12 |
| 752 | 20.7 | 806 | 7.9 | 443 | 0.2 | 25,059 | ▲2.4 | 14,129 | ▲3.5 | 平. 29.1 |
| 787 | ▲3.7 | 778 | 2.4 | 449 | ▲0.2 | 28,561 | ▲2.8 | 15,544 | ▲6.5 | 2 |
| 717 | ▲15.9 | 799 | 2.8 | 445 | 0.2 | 32,552 | ▲1.4 | 17,804 | ▲4.8 | 3 |
| 829 | ▲8.1 | 802 | 9.6 | 450 | 0.7 | 31,539 | ▲4.4 | 17,616 | ▲0.7 | 4 |
| 759 | ▲3.6 | 723 | 9.2 | 444 | ▲0.2 | 27,497 | ▲0.0 | 14,567 | 0.0 | 5 |
| 779 | ▲8.4 | 700 | 1.4 | 449 | ▲0.2 | 29,652 | 1.2 | 15,615 | 1.3 | 6 |
| 786 | ▲8.4 | 688 | ▲7.2 | 445 | 0.5 | 29,541 | 2.6 | 15,273 | 2.0 | 7 |
| | | | | | | | | | | 8 |
| | | | | | | | | | | 9 |
| | | | | | | | | | | 10 |
| | | | | | | | | | | 11 |
| | | | | | | | | | | 12 |
| 5,409 | ▲4.9 | 5,296 | 3.7 | 3,125 | 0.1 | 204,401 | ▲1.1 | 110,548 | ▲1.9 | 7月計 |

(注1)プレミックスについては、日本プレミックス協会調べ。

| 区分 年月 | 製穀粉・同加工品(つづき) | | | | | | | | | |
|----------|---------------|------|--------|-------|--------|------|--------|-------|--------|-------|
| | プレミックス(つづき) | | 小麦でん粉 | | 米穀粉 | | | | | |
| | 無糖 | | | | 上新粉 | | もち粉 | | | |
| | t | 増減率 | t | 増減率 | t | 増減率 | t | 増減率 | t | 増減率 |
| 平.22 | 150,016 | 5.2 | 20,200 | 3.3 | 80,558 | ▲0.1 | 50,842 | ▲11.1 | 10,344 | ▲13.9 |
| 23 | 148,751 | ▲0.8 | 19,938 | ▲1.3 | 89,402 | 11.0 | 48,057 | ▲5.5 | 11,675 | 12.9 |
| 24 | 155,728 | 4.7 | 18,903 | ▲5.2 | 84,929 | ▲5.0 | 43,910 | ▲8.6 | 11,425 | ▲2.1 |
| 25 | 158,694 | 1.9 | 18,053 | ▲4.5 | 90,364 | 6.4 | 44,539 | 1.4 | 12,538 | 9.7 |
| 26 | 158,125 | ▲0.4 | 17,221 | ▲4.6 | 88,587 | ▲2.0 | 44,062 | ▲1.1 | 11,460 | ▲8.6 |
| 27 | 165,020 | 4.4 | 17,546 | 1.9 | 94,651 | 6.8 | 46,260 | 5.0 | 11,583 | 1.1 |
| 28 | 165,731 | 0.4 | 16,631 | ▲5.2 | 92,693 | ▲2.1 | 46,377 | 0.3 | 10,755 | ▲7.1 |
| 平.28.1 | 11,031 | ▲9.4 | 1,263 | ▲8.5 | 6,887 | 4.2 | 3,345 | 8.4 | 815 | ▲7.7 |
| 2 | 12,769 | ▲0.9 | 1,579 | 10.9 | 7,870 | 5.1 | 3,940 | 9.7 | 1,032 | 5.6 |
| 3 | 14,297 | 1.9 | 1,533 | ▲8.1 | 8,539 | ▲7.2 | 4,413 | ▲4.6 | 1,029 | ▲4.5 |
| 4 | 15,258 | 2.0 | 1,353 | ▲13.8 | 8,820 | 2.2 | 5,048 | 15.1 | 858 | ▲6.8 |
| 5 | 12,944 | 2.7 | 1,289 | ▲5.6 | 6,661 | ▲3.1 | 3,002 | ▲11.2 | 791 | 8.7 |
| 6 | 13,888 | ▲1.8 | 1,503 | 1.1 | 7,143 | ▲5.1 | 3,223 | ▲3.4 | 855 | ▲16.7 |
| 7 | 13,809 | ▲1.8 | 1,275 | ▲16.3 | 6,921 | ▲7.7 | 3,318 | ▲7.4 | 769 | ▲8.0 |
| 8 | 13,796 | 7.6 | 1,243 | ▲2.9 | 7,190 | 7.6 | 3,417 | 9.0 | 847 | 9.4 |
| 9 | 14,071 | 0.2 | 1,437 | ▲1.3 | 7,725 | ▲5.5 | 3,989 | ▲5.0 | 823 | ▲15.2 |
| 10 | 14,266 | ▲0.6 | 1,387 | ▲10.9 | 8,229 | ▲8.1 | 4,074 | ▲7.2 | 913 | ▲16.4 |
| 11 | 14,571 | 1.1 | 1,438 | 2.4 | 8,209 | ▲2.0 | 4,204 | ▲1.0 | 970 | ▲11.2 |
| 12 | 15,029 | 3.4 | 1,331 | ▲6.9 | 8,499 | ▲1.6 | 4,404 | 2.4 | 1,053 | ▲12.8 |
| 平.29.1 | 10,930 | ▲0.9 | 1,302 | 3.1 | 6,897 | 0.1 | 3,472 | 3.8 | 682 | ▲16.3 |
| 2 | 13,017 | 1.9 | 1,449 | ▲8.2 | 8,162 | 3.7 | 4,339 | 10.1 | 761 | ▲26.3 |
| 3 | 14,748 | 3.2 | 1,658 | 8.2 | 9,095 | 6.5 | 5,015 | 13.6 | 812 | ▲21.1 |
| 4 | 13,923 | ▲8.7 | 1,532 | 13.2 | 8,803 | ▲0.2 | 4,719 | ▲6.5 | 783 | ▲8.7 |
| 5 | 12,930 | ▲0.1 | 1,398 | 8.5 | 7,486 | 12.4 | 3,696 | 23.1 | 602 | ▲23.9 |
| 6 | 14,037 | 1.1 | 1,592 | 5.9 | 7,678 | 7.5 | 3,675 | 14.0 | 831 | ▲2.8 |
| 7 | 14,268 | 3.3 | 1,503 | 17.9 | 7,775 | 12.3 | 3,732 | 12.5 | 747 | ▲2.9 |
| 8 | | | | | | | | | | |
| 9 | | | | | | | | | | |
| 10 | | | | | | | | | | |
| 11 | | | | | | | | | | |
| 12 | | | | | | | | | | |
| 7月計 | 93,853 | ▲0.2 | 10,434 | 6.5 | 55,896 | 5.8 | 28,648 | 9.0 | 5,218 | ▲15.1 |

(注2)小麦でん粉については、全国小麦粉分離加工協会調べ。

(注3)米穀粉(新規米粉を除く):平成22年3月までは農林水産省総合食料局「米麦加工食品生産動態等統計調査」。22年4月より食品需給研究センター調査。

単位 { 生産量 : t
増減率 : %

| 製穀粉・同加工品(つづき) | | | | | | | | | | 区 分 |
|---------------|-------|-------|-------|----------------|-------|-------|-------|-------|-------|--------|
| 米穀粉(つづき) | | | | | | | | | | |
| 白玉粉 | | 寒梅粉 | | らくがん粉 ・みじん粉 | | だんご粉 | | 菓子種 | | 年 月 |
| t | 増減率 | t | 増減率 | t | 増減率 | t | 増減率 | t | 増減率 | |
| 4,640 | 2.0 | 1,657 | 4.7 | 620 | ▲5.8 | 1,427 | ▲12.9 | 2,837 | ▲6.1 | 平. 22 |
| 4,821 | 3.9 | 1,396 | ▲15.8 | 863 | 39.2 | 1,354 | ▲5.1 | 3,331 | 17.4 | 23 |
| 4,649 | ▲3.6 | 1,324 | ▲5.2 | 857 | ▲0.7 | 825 | ▲39.1 | 2,427 | ▲27.1 | 24 |
| 4,567 | ▲1.8 | 1,249 | ▲5.7 | 781 | ▲8.9 | 985 | 19.4 | 1,906 | ▲21.5 | 25 |
| 4,550 | ▲0.4 | 1,516 | 21.4 | 860 | 10.1 | 858 | ▲12.9 | 1,774 | ▲6.9 | 26 |
| 4,974 | 9.3 | 1,468 | ▲3.2 | 1,007 | 17.1 | 962 | 12.1 | 2,448 | 38.0 | 27 |
| 4,992 | 0.4 | 1,606 | 9.4 | 971 | ▲3.6 | 1,543 | 60.4 | 1,756 | ▲28.3 | 28 |
| 387 | 16.9 | 112 | ▲18.2 | 79 | 19.7 | 46 | 70.4 | 142 | ▲30.0 | 平.28.1 |
| 464 | 32.2 | 134 | ▲0.7 | 59 | ▲25.3 | 76 | 33.3 | 205 | ▲34.1 | 2 |
| 435 | ▲5.6 | 138 | 4.5 | 111 | 27.6 | 150 | 28.2 | 200 | ▲15.3 | 3 |
| 326 | ▲21.4 | 143 | 5.9 | 100 | 17.6 | 79 | 58.0 | 160 | ▲25.6 | 4 |
| 388 | ▲4.2 | 130 | 25.0 | 87 | 11.5 | 125 | 140.4 | 163 | ▲15.5 | 5 |
| 411 | ▲1.4 | 135 | 6.3 | 84 | ▲2.3 | 188 | 62.1 | 127 | ▲45.0 | 6 |
| 421 | ▲2.5 | 130 | 1.6 | 93 | 3.3 | 178 | 6.6 | 106 | ▲48.5 | 7 |
| 466 | 1.7 | 136 | 54.5 | 90 | 0.0 | 231 | 71.1 | 94 | ▲52.5 | 8 |
| 517 | 4.4 | 157 | 51.0 | 72 | ▲13.3 | 121 | 59.2 | 116 | ▲49.1 | 9 |
| 393 | ▲9.9 | 156 | 19.1 | 57 | ▲32.1 | 156 | 151.6 | 97 | ▲44.3 | 10 |
| 402 | 9.5 | 131 | 6.5 | 69 | ▲19.8 | 129 | 174.5 | 134 | ▲0.7 | 11 |
| 382 | ▲5.9 | 104 | ▲16.1 | 70 | ▲24.7 | 64 | 14.3 | 212 | 79.7 | 12 |
| 365 | ▲5.7 | 111 | ▲0.9 | 68 | ▲13.9 | 44 | ▲4.3 | 217 | 52.8 | 平.29.1 |
| 387 | ▲16.6 | 128 | ▲4.5 | 85 | 44.1 | 80 | 5.3 | 264 | 28.8 | 2 |
| 494 | 13.6 | 123 | ▲10.9 | 89 | ▲19.8 | 85 | ▲43.3 | 262 | 31.0 | 3 |
| 416 | 27.6 | 139 | ▲2.8 | 88 | ▲12.0 | 80 | 1.3 | 254 | 58.8 | 4 |
| 414 | 6.7 | 135 | 3.8 | 97 | 11.5 | 67 | ▲46.4 | 145 | ▲11.0 | 5 |
| 390 | ▲5.1 | 115 | ▲14.8 | 86 | 2.4 | 169 | ▲10.1 | 156 | 22.8 | 6 |
| 445 | 5.7 | 137 | 5.4 | 77 | ▲17.2 | 191 | 7.3 | 154 | 45.3 | 7 |
| | | | | | | | | | | 8 |
| | | | | | | | | | | 9 |
| | | | | | | | | | | 10 |
| | | | | | | | | | | 11 |
| | | | | | | | | | | 12 |
| 2,911 | 2.8 | 888 | ▲3.7 | 590 | ▲3.8 | 716 | ▲15.0 | 1,452 | 31.6 | 7月計 |

(注4) 新規米粉については、平成22年4月より食品需給研究センター調査。平成22年の生産量は4~12月の計である。

| 区分 年月 | 製穀粉・同加工品(つづき) | | | | | | | | | |
|----------|---------------|-------|-----------|------|---------|------|--------------|-------|----------------|-------|
| | 米穀粉(つづき) | | パン | | | | | | | |
| | 新規米粉 | | 食パン | | | | | | プレミックス | |
| | t | 増減率 | t | 増減率 | t | 増減率 | 冷凍生地 (内数) | 増減率 | プレミックス (外数) | 増減率 |
| 平. 22 | 8,190 | nc | 1,196,187 | 1.5 | 575,976 | 0.6 | 3,658 | ▲11.0 | 1,954 | ▲5.8 |
| 23 | 17,905 | nc | 1,214,851 | 1.6 | 580,058 | 0.7 | 3,179 | ▲13.1 | 1,740 | ▲11.0 |
| 24 | 19,511 | 9.0 | 1,219,100 | 0.3 | 580,349 | 0.1 | 3,286 | 3.4 | 1,788 | 2.8 |
| 25 | 23,797 | 22.0 | 1,226,019 | 0.6 | 598,143 | 3.1 | 5,545 | 68.7 | 1,739 | ▲2.7 |
| 26 | 23,507 | ▲1.2 | 1,234,270 | 0.7 | 608,447 | 1.7 | 6,188 | 11.6 | 1,681 | ▲3.3 |
| 27 | 25,949 | 10.4 | 1,234,177 | ▲0.0 | 604,877 | ▲0.6 | 6,486 | 4.8 | 1,616 | ▲3.9 |
| 28 | 24,693 | ▲4.8 | 1,237,915 | 0.3 | 604,366 | ▲0.1 | 6,703 | 3.3 | 1,589 | ▲1.7 |
| 平.28.1 | 1,961 | 4.6 | 99,440 | ▲1.8 | 49,018 | ▲1.5 | 556 | 16.1 | 130 | ▲1.5 |
| 2 | 1,960 | ▲1.2 | 99,867 | ▲1.2 | 48,864 | ▲1.4 | 544 | 18.5 | 121 | ▲3.2 |
| 3 | 2,063 | ▲16.4 | 106,512 | ▲4.9 | 52,379 | ▲2.2 | 619 | 20.7 | 141 | 0.0 |
| 4 | 2,106 | ▲13.1 | 107,433 | ▲0.6 | 52,277 | ▲2.0 | 629 | 18.7 | 135 | ▲6.9 |
| 5 | 1,975 | 2.4 | 110,950 | 2.2 | 53,878 | ▲0.0 | 593 | 8.4 | 149 | ▲1.3 |
| 6 | 2,120 | ▲3.1 | 104,299 | 0.6 | 50,916 | 0.1 | 586 | 1.4 | 129 | ▲3.0 |
| 7 | 1,906 | ▲7.4 | 104,399 | 0.1 | 51,140 | ▲0.1 | 557 | ▲5.4 | 139 | ▲5.4 |
| 8 | 1,909 | 5.8 | 100,067 | 2.6 | 50,167 | 2.3 | 563 | ▲0.2 | 122 | 0.0 |
| 9 | 1,930 | ▲4.5 | 99,798 | 1.0 | 48,359 | 0.1 | 516 | 1.6 | 120 | 4.3 |
| 10 | 2,383 | ▲7.7 | 103,627 | 0.7 | 50,378 | 0.3 | 496 | ▲12.8 | 145 | ▲1.4 |
| 11 | 2,170 | ▲4.9 | 101,424 | 2.4 | 48,800 | 1.7 | 521 | ▲0.8 | 122 | ▲2.4 |
| 12 | 2,210 | ▲5.3 | 100,099 | 3.1 | 48,190 | 2.0 | 523 | ▲16.3 | 136 | 2.3 |
| 平.29.1 | 1,938 | ▲1.2 | 102,487 | 3.1 | 49,725 | 1.4 | 523 | ▲5.9 | 131 | 0.8 |
| 2 | 2,118 | 8.1 | 99,653 | ▲0.2 | 48,048 | ▲1.7 | 460 | ▲15.4 | 125 | 3.3 |
| 3 | 2,215 | 7.4 | 109,138 | 2.5 | 53,110 | 1.4 | 565 | ▲8.7 | 145 | 2.8 |
| 4 | 2,324 | 10.4 | 108,806 | 1.3 | 53,189 | 1.7 | 590 | ▲6.2 | 140 | 3.7 |
| 5 | 2,330 | 18.0 | 108,522 | ▲2.2 | 52,633 | ▲2.3 | 571 | ▲3.7 | 152 | 2.0 |
| 6 | 2,256 | 6.4 | 105,665 | 1.3 | 51,262 | 0.7 | 494 | ▲15.7 | 135 | 4.7 |
| 7 | 2,292 | 20.3 | 104,874 | 0.5 | 50,368 | ▲1.5 | 493 | ▲11.5 | 144 | 3.6 |
| 8 | | | | | | | | | | |
| 9 | | | | | | | | | | |
| 10 | | | | | | | | | | |
| 11 | | | | | | | | | | |
| 12 | | | | | | | | | | |
| 7月計 | 15,473 | 9.8 | 739,145 | 0.9 | 358,335 | ▲0.0 | 3,696 | ▲9.5 | 972 | 3.0 |

(注5)パン：小麦粉使用量である。平成22年3月までは農林水産省総合食料局「米麦加工食品生産動態等統計調査」。22年4月より食品需給研究センター調査

単位 { 生産量 : t
増減率 : %

| 製穀粉・同加工品(つづき) | | | | | | | | | | 区 分 |
|---------------|------|--------------|-------|----------------|------|--------|-------|---------|-------|--------|
| パン(つづき) | | | | | | | | | | |
| 菓子パン | | | | | | 学給パン | | その他パン | | |
| | | 冷凍生地 (内数) | | プレミックス (外数) | | | | | | 年 月 |
| t | 増減率 | t | 増減率 | t | 増減率 | t | 増減率 | t | 増減率 | |
| 375,451 | 5.1 | 50,850 | ▲7.9 | 27,438 | ▲0.3 | 29,779 | 1.5 | 214,980 | ▲2.0 | 平. 22 |
| 391,547 | 4.3 | 49,314 | ▲3.0 | 26,723 | ▲2.6 | 28,207 | ▲5.3 | 215,038 | 0.0 | 23 |
| 392,015 | 0.1 | 53,173 | 7.8 | 24,642 | ▲7.8 | 25,784 | ▲8.6 | 220,951 | 2.7 | 24 |
| 383,514 | ▲2.2 | 52,313 | ▲1.6 | 23,455 | ▲4.8 | 26,133 | 1.4 | 218,230 | ▲1.2 | 25 |
| 386,578 | 0.8 | 52,293 | ▲0.0 | 21,839 | ▲6.9 | 25,640 | ▲1.9 | 213,606 | ▲2.1 | 26 |
| 403,187 | 4.3 | 51,779 | ▲1.0 | 21,211 | ▲2.9 | 24,692 | ▲3.7 | 201,421 | ▲5.7 | 27 |
| 403,363 | 0.0 | 50,068 | ▲3.3 | 20,946 | ▲1.2 | 24,295 | ▲1.6 | 205,891 | 2.2 | 28 |
| 33,204 | 2.4 | 3,984 | ▲8.4 | 1,743 | ▲0.1 | 1,866 | ▲11.3 | 15,352 | ▲9.3 | 平.28.1 |
| 32,949 | 1.8 | 4,173 | 1.8 | 1,748 | 2.8 | 2,466 | ▲3.6 | 15,588 | ▲6.2 | 2 |
| 35,303 | 0.2 | 4,496 | ▲7.9 | 1,751 | 0.7 | 1,810 | 1.2 | 17,020 | ▲20.8 | 3 |
| 35,321 | 2.1 | 4,611 | ▲3.9 | 1,770 | 3.4 | 1,893 | ▲6.8 | 17,942 | ▲0.7 | 4 |
| 35,211 | 0.7 | 4,090 | ▲10.8 | 1,784 | ▲0.2 | 2,308 | 0.9 | 19,553 | 12.1 | 5 |
| 33,264 | ▲3.0 | 3,964 | 8.0 | 1,710 | ▲3.6 | 2,688 | 1.1 | 17,431 | 10.0 | 6 |
| 33,773 | ▲3.3 | 4,071 | ▲4.2 | 1,755 | ▲3.7 | 1,542 | ▲3.1 | 17,944 | 8.2 | 7 |
| 32,206 | ▲0.5 | 4,017 | ▲1.5 | 1,691 | ▲3.0 | 280 | 3.3 | 17,414 | 9.9 | 8 |
| 32,428 | ▲0.9 | 3,998 | ▲2.6 | 1,703 | ▲4.6 | 2,486 | 5.2 | 16,525 | 7.1 | 9 |
| 33,779 | ▲1.1 | 4,275 | ▲2.5 | 1,752 | ▲3.8 | 2,484 | ▲6.4 | 16,986 | 7.2 | 10 |
| 33,117 | 0.6 | 4,187 | ▲0.3 | 1,714 | 0.9 | 2,455 | 5.3 | 17,052 | 7.9 | 11 |
| 32,808 | 1.7 | 4,202 | ▲4.0 | 1,825 | ▲3.1 | 2,017 | ▲1.8 | 17,084 | 10.0 | 12 |
| 32,791 | ▲1.2 | 4,225 | 6.0 | 1,730 | ▲0.7 | 2,008 | 7.6 | 17,963 | 17.0 | 平.29.1 |
| 31,559 | ▲4.2 | 3,960 | ▲5.1 | 1,739 | ▲0.5 | 2,576 | 4.5 | 17,470 | 12.1 | 2 |
| 35,383 | 0.2 | 4,323 | ▲3.8 | 1,788 | 2.1 | 1,760 | ▲2.8 | 18,885 | 11.0 | 3 |
| 34,939 | ▲1.1 | 4,065 | ▲11.8 | 1,754 | ▲0.9 | 1,902 | 0.5 | 18,776 | 4.6 | 4 |
| 34,939 | ▲0.8 | 4,092 | 0.0 | 1,779 | ▲0.3 | 2,427 | 5.2 | 18,523 | ▲5.3 | 5 |
| 33,117 | ▲0.4 | 3,960 | ▲0.1 | 1,803 | 5.4 | 2,689 | 0.0 | 18,597 | 6.7 | 6 |
| 33,925 | 0.5 | 3,914 | ▲3.9 | 1,775 | 1.1 | 1,743 | 13.0 | 18,838 | 5.0 | 7 |
| | | | | | | | | | | 8 |
| | | | | | | | | | | 9 |
| | | | | | | | | | | 10 |
| | | | | | | | | | | 11 |
| | | | | | | | | | | 12 |
| 236,653 | ▲1.0 | 28,539 | ▲2.9 | 12,368 | 0.9 | 15,105 | 3.7 | 129,052 | 6.8 | 7月計 |

| 区分 年月 | 製穀粉・同加工品(つづき) | | | | | | | | | |
|----------|---------------|-------|----------------|------|---------|------|--------|------|--------|------|
| | パン(つづき) | | | | パン粉 | | | | | |
| | その他パン(つづき) | | | | 生パン粉 | | 乾燥パン粉 | | | |
| | 冷凍生地 (内数) | | プレミックス (外数) | | | | | | | |
| | t | % | t | % | t | % | t | % | t | % |
| 平.22 | 21,474 | 6.9 | 5,783 | 3.6 | 152,536 | 1.5 | 72,861 | 3.5 | 55,435 | 0.2 |
| 23 | 23,320 | 8.6 | 5,923 | 2.4 | 148,880 | ▲2.4 | 71,716 | ▲1.6 | 52,727 | ▲4.9 |
| 24 | 25,123 | 7.7 | 5,913 | ▲0.2 | 149,733 | 0.6 | 77,438 | 8.0 | 51,628 | ▲2.1 |
| 25 | 27,826 | 10.8 | 5,898 | ▲0.3 | 152,341 | 1.7 | 79,224 | 2.3 | 50,685 | ▲1.8 |
| 26 | 29,360 | 5.5 | 5,735 | ▲2.8 | 155,629 | 2.2 | 77,651 | ▲2.0 | 51,023 | 0.7 |
| 27 | 31,352 | 6.8 | 5,491 | ▲4.3 | 159,225 | 2.3 | 84,698 | 9.1 | 52,277 | 2.5 |
| 28 | 33,245 | 6.0 | 5,541 | 0.9 | 160,221 | 0.6 | 84,280 | ▲0.5 | 52,857 | 1.1 |
| 平.28.1 | 2,593 | 1.2 | 411 | ▲3.5 | 11,718 | ▲1.9 | 5,969 | ▲2.7 | 3,748 | 2.1 |
| 2 | 2,419 | ▲0.6 | 420 | 2.4 | 12,317 | 1.8 | 6,119 | ▲5.1 | 4,191 | 5.9 |
| 3 | 2,972 | 7.3 | 472 | ▲1.5 | 14,183 | 3.8 | 7,005 | ▲3.3 | 4,913 | 7.9 |
| 4 | 2,841 | 18.3 | 488 | 5.4 | 14,150 | ▲0.8 | 7,525 | ▲2.6 | 4,832 | 3.2 |
| 5 | 2,831 | 15.0 | 501 | 2.5 | 12,441 | 2.6 | 6,584 | 0.8 | 4,098 | 5.0 |
| 6 | 3,021 | 20.8 | 490 | ▲1.0 | 13,629 | 2.3 | 7,174 | 1.1 | 4,578 | 4.7 |
| 7 | 3,033 | 17.9 | 513 | 2.4 | 13,600 | ▲4.4 | 7,308 | ▲3.4 | 4,506 | ▲5.4 |
| 8 | 2,964 | 23.3 | 455 | 2.7 | 13,209 | 5.0 | 7,301 | 4.1 | 4,136 | 6.5 |
| 9 | 2,688 | ▲0.7 | 401 | ▲4.1 | 13,720 | ▲3.6 | 7,513 | ▲0.7 | 4,311 | ▲9.5 |
| 10 | 2,576 | ▲9.3 | 473 | 0.9 | 13,429 | ▲4.4 | 7,234 | ▲1.9 | 4,300 | ▲7.3 |
| 11 | 2,626 | 1.3 | 455 | 1.8 | 14,081 | 8.1 | 7,250 | 7.2 | 4,576 | 4.0 |
| 12 | 2,681 | ▲13.7 | 462 | 2.4 | 13,744 | 0.3 | 7,298 | 0.8 | 4,668 | ▲0.6 |
| 平.29.1 | 5,162 | 99.1 | 429 | 4.4 | 11,931 | 1.8 | 6,181 | 3.6 | 3,794 | 1.2 |
| 2 | 2,878 | 19.0 | 427 | 1.7 | 12,356 | 0.3 | 6,174 | 0.9 | 4,202 | 0.3 |
| 3 | 2,982 | 0.3 | 458 | ▲3.0 | 14,306 | 0.9 | 7,234 | 3.3 | 4,947 | 0.7 |
| 4 | 2,950 | 3.8 | 478 | ▲2.0 | 13,915 | ▲1.7 | 7,398 | ▲1.7 | 4,751 | ▲1.7 |
| 5 | 2,971 | 4.9 | 503 | 0.4 | 12,946 | 4.1 | 6,936 | 5.3 | 4,254 | 3.8 |
| 6 | 3,034 | 0.4 | 487 | ▲0.6 | 14,092 | 3.4 | 7,536 | 5.0 | 4,614 | 0.8 |
| 7 | 3,011 | ▲0.7 | 511 | ▲0.4 | | | | | | |
| 8 | | | | | | | | | | |
| 9 | | | | | | | | | | |
| 10 | | | | | | | | | | |
| 11 | | | | | | | | | | |
| 12 | | | | | | | | | | |
| 7月計 | 22,988 | 16.6 | 3,293 | ▲0.1 | | | | | | |

(注6)パン粉:平成22年3月までは農林水産省総合食料局「米麦加工食品生産動態等統計調査」。

22年4月より全国パン粉工業協同組合連合会調べ。四半期ごとの取りまとめのため、空欄になることがある。

単位 { 生産量 : t
増減率 : %

| 製穀粉・同加工品(つづき) | | | | | | | | | | 区 分 |
|---------------|-------|---------|------|--------|-------|---------|-------|---------|------|--------|
| パン粉(つづき) | | 生めん類 | | | | | | | | |
| セミドライパン粉 | | うどん | | | | 中華めん | | | | |
| | | 生めん | | ゆでめん | | 生めん | | | | |
| 増減率 | | 増減率 | | 増減率 | | 増減率 | | 増減率 | | 年 月 |
| t | % | t | % | t | % | t | % | t | % | |
| 24,240 | ▲1.2 | 554,766 | ▲2.6 | 30,515 | 3.0 | 178,197 | ▲5.2 | 156,422 | ▲1.7 | 平. 22 |
| 24,437 | 0.8 | 548,098 | ▲1.2 | 29,244 | ▲4.2 | 176,773 | ▲0.8 | 153,393 | ▲1.9 | 23 |
| 20,667 | ▲15.4 | 541,731 | ▲1.2 | 26,203 | ▲10.4 | 175,681 | ▲0.6 | 148,557 | ▲3.2 | 24 |
| 22,432 | 8.5 | 562,271 | 3.8 | 22,662 | ▲13.5 | 176,909 | 0.7 | 158,110 | 6.4 | 25 |
| 26,955 | 20.2 | 577,550 | 2.7 | 22,353 | ▲1.4 | 186,120 | 5.2 | 160,905 | 1.8 | 26 |
| 22,250 | ▲17.5 | 624,084 | 8.1 | 22,381 | 0.1 | 192,433 | 3.4 | 163,693 | 1.7 | 27 |
| 23,084 | 3.7 | 652,131 | 4.5 | 19,958 | ▲10.8 | 193,236 | 0.4 | 173,703 | 6.1 | 28 |
| 2,001 | ▲6.5 | 49,845 | 0.4 | 1,578 | 7.5 | 19,530 | ▲6.3 | 10,635 | 5.9 | 平.28.1 |
| 2,007 | 18.5 | 45,627 | 4.9 | 1,556 | 17.9 | 15,767 | ▲0.7 | 10,706 | 12.7 | 2 |
| 2,265 | 21.7 | 53,806 | 9.1 | 1,925 | 11.0 | 16,379 | 9.7 | 12,534 | 9.9 | 3 |
| 1,793 | ▲3.1 | 53,550 | 2.3 | 1,977 | ▲5.5 | 14,089 | ▲7.0 | 15,029 | 8.3 | 4 |
| 1,759 | 4.3 | 56,690 | 3.6 | 1,670 | ▲18.9 | 13,942 | 3.9 | 19,271 | 1.9 | 5 |
| 1,877 | 1.0 | 53,844 | 0.7 | 1,635 | ▲16.5 | 14,658 | 4.8 | 18,307 | 2.3 | 6 |
| 1,786 | ▲6.2 | 57,456 | 0.9 | 1,617 | ▲31.7 | 12,981 | ▲13.3 | 22,269 | 10.4 | 7 |
| 1,772 | 5.2 | 55,624 | 3.3 | 1,704 | ▲21.5 | 14,237 | ▲2.2 | 17,657 | 7.0 | 8 |
| 1,896 | ▲0.4 | 53,967 | 5.6 | 1,624 | ▲11.0 | 15,802 | 2.6 | 12,932 | 7.0 | 9 |
| 1,895 | ▲6.9 | 55,992 | 8.0 | 1,467 | ▲15.3 | 17,762 | 4.0 | 11,400 | 2.6 | 10 |
| 2,255 | 20.7 | 56,636 | 9.2 | 1,671 | ▲8.4 | 18,629 | 4.1 | 11,294 | 6.7 | 11 |
| 1,778 | 0.9 | 59,094 | 6.5 | 1,534 | ▲16.2 | 19,460 | 6.2 | 11,669 | 0.5 | 12 |
| 1,956 | ▲2.2 | 53,634 | 7.6 | 1,287 | ▲18.4 | 20,370 | 4.3 | 10,893 | 2.4 | 平.29.1 |
| 1,980 | ▲1.3 | 48,815 | 7.0 | 1,259 | ▲19.1 | 16,227 | 2.9 | 10,132 | ▲5.4 | 2 |
| 2,125 | ▲6.2 | 55,195 | 2.6 | 1,639 | ▲14.9 | 16,782 | 2.5 | 12,162 | ▲3.0 | 3 |
| 1,766 | ▲1.5 | 55,814 | 4.2 | 1,860 | ▲5.9 | 16,227 | 15.2 | 13,946 | ▲7.2 | 4 |
| 1,756 | ▲0.2 | 60,672 | 7.0 | 1,717 | 2.8 | 17,143 | 23.0 | 19,196 | ▲0.4 | 5 |
| 1,942 | 3.5 | 61,038 | 13.4 | 1,665 | 1.8 | 16,383 | 11.8 | 19,618 | 7.2 | 6 |
| | | 67,933 | 18.2 | 1,614 | ▲0.2 | 17,170 | 32.3 | 22,880 | 2.7 | 7 |
| | | | | | | | | | | 8 |
| | | | | | | | | | | 9 |
| | | | | | | | | | | 10 |
| | | | | | | | | | | 11 |
| | | | | | | | | | | 12 |
| | | 403,101 | 8.7 | 11,041 | ▲7.7 | 120,302 | 12.1 | 108,827 | 0.1 | 7月計 |

(注7) 生めん類:小麦粉使用量である。平成22年3月までは農林水産省総合食料局「米麦加工食品生産動態等統計調査」。22年4月より食品需給研究センター調査。

| 区分 年月 | 製穀粉・同加工品(つづき) | | | | | | | | | |
|----------|---------------|-------|---------|-------|--------|-------|--------|-------|--------|-------|
| | 生めん類(つづき) | | | | | | | | | |
| | 中華めん(つづき) | | | | | 日本そば | | | | |
| | ゆでめん | | 蒸しめん | | 餃子等皮類 | | 生めん | | ゆでめん | |
| t | 増減率 | t | 増減率 | t | 増減率 | t | 増減率 | t | 増減率 | |
| 平. 22 | 45,316 | 7.2 | 90,217 | ▲2.3 | 13,645 | ▲9.1 | 14,082 | ▲3.1 | 26,373 | ▲8.7 |
| 23 | 42,512 | ▲6.2 | 89,363 | ▲0.9 | 14,439 | 5.8 | 13,491 | ▲4.2 | 28,883 | 9.5 |
| 24 | 45,634 | 7.3 | 86,294 | ▲3.4 | 13,430 | ▲7.0 | 14,880 | 10.3 | 31,050 | 7.5 |
| 25 | 43,727 | ▲4.2 | 95,605 | 10.8 | 13,498 | 0.5 | 16,342 | 9.8 | 35,419 | 14.1 |
| 26 | 52,845 | 20.9 | 90,969 | ▲4.8 | 14,252 | 5.6 | 17,467 | 6.9 | 32,639 | ▲7.8 |
| 27 | 65,350 | 23.7 | 109,994 | 20.9 | 14,655 | 2.8 | 18,283 | 4.7 | 37,295 | 14.3 |
| 28 | 72,250 | 10.6 | 98,580 | ▲10.4 | 15,871 | 8.3 | 17,464 | ▲4.5 | 61,069 | 63.7 |
| 平.28.1 | 4,136 | ▲9.9 | 9,190 | 7.8 | 1,295 | 0.7 | 1,040 | 9.0 | 2,441 | 25.6 |
| 2 | 4,532 | 2.3 | 7,969 | 1.9 | 1,299 | 13.7 | 929 | 7.0 | 2,869 | 12.5 |
| 3 | 6,883 | 27.4 | 8,914 | ▲15.7 | 1,366 | 3.5 | 1,293 | 2.4 | 4,512 | 66.6 |
| 4 | 6,041 | 14.3 | 8,293 | ▲17.2 | 1,375 | 15.3 | 1,576 | ▲2.5 | 5,170 | 66.0 |
| 5 | 6,196 | 26.9 | 7,586 | ▲18.3 | 1,405 | 6.7 | 1,780 | ▲2.0 | 4,840 | 61.1 |
| 6 | 7,074 | 33.6 | 7,159 | ▲22.6 | 1,337 | 4.5 | 1,634 | ▲9.2 | 2,040 | 1.3 |
| 7 | 5,759 | 23.3 | 6,746 | ▲29.3 | 1,896 | 52.3 | 1,515 | ▲19.6 | 4,673 | 125.9 |
| 8 | 4,479 | ▲19.0 | 7,858 | ▲5.4 | 1,261 | 4.0 | 1,716 | 3.7 | 6,712 | 72.1 |
| 9 | 6,335 | ▲0.2 | 8,323 | ▲13.3 | 1,190 | 0.8 | 1,196 | 23.2 | 6,565 | 76.8 |
| 10 | 6,702 | 5.4 | 9,428 | 1.8 | 1,170 | 2.4 | 1,134 | ▲6.6 | 6,929 | 74.9 |
| 11 | 7,092 | 10.0 | 8,876 | ▲0.7 | 1,077 | ▲2.7 | 1,057 | ▲10.7 | 6,940 | 79.3 |
| 12 | 7,021 | 14.8 | 8,238 | ▲7.1 | 1,200 | ▲2.3 | 2,594 | ▲15.2 | 7,378 | 66.0 |
| 平.29.1 | 5,997 | 45.0 | 8,441 | ▲8.2 | 1,192 | ▲8.0 | 992 | ▲4.6 | 4,462 | 82.8 |
| 2 | 6,669 | 47.2 | 8,377 | 5.1 | 1,176 | ▲9.5 | 858 | ▲7.6 | 4,117 | 43.5 |
| 3 | 7,204 | 4.7 | 9,969 | 11.8 | 1,271 | ▲7.0 | 1,279 | ▲1.1 | 4,889 | 8.4 |
| 4 | 7,140 | 18.2 | 9,051 | 9.1 | 1,283 | ▲6.7 | 1,620 | 2.8 | 4,687 | ▲9.3 |
| 5 | 6,561 | 5.9 | 8,420 | 11.0 | 1,309 | ▲6.8 | 1,767 | ▲0.7 | 4,559 | ▲5.8 |
| 6 | 7,237 | 2.3 | 7,920 | 10.6 | 1,297 | ▲3.0 | 1,745 | 6.8 | 5,173 | 153.6 |
| 7 | 6,712 | 16.5 | 8,252 | 22.3 | 1,095 | ▲42.2 | 2,040 | 34.7 | 8,170 | 74.8 |
| 8 | | | | | | | | | | |
| 9 | | | | | | | | | | |
| 10 | | | | | | | | | | |
| 11 | | | | | | | | | | |
| 12 | | | | | | | | | | |
| 7月計 | 47,520 | 17.0 | 60,430 | 8.2 | 8,623 | ▲13.5 | 10,301 | 5.5 | 36,057 | 35.8 |

単位 { 生産量 : t
増減率 : %

| 製穀粉・同加工品(つづき) | | | | | | | | | | 区 分 |
|---------------|-------|---------|-------|--------|-------|-------|-------|--------|-------|--------|
| 生めん類(つづき) | | 乾めん類 | | | | | | | | |
| そば粉使用量 | | うどん | | ひらめん | | ひやむぎ | | | | 年 月 |
| t | 増減率 | t | 増減率 | t | 増減率 | t | 増減率 | t | 増減率 | |
| 19,810 | ▲7.3 | 202,715 | 4.8 | 43,653 | 4.6 | 2,737 | 20.3 | 16,353 | 5.7 | 平. 22 |
| 19,444 | ▲1.8 | 209,109 | 3.2 | 43,488 | ▲0.4 | 3,420 | 25.0 | 17,724 | 8.4 | 23 |
| 19,972 | 2.7 | 204,169 | ▲2.4 | 37,392 | ▲14.0 | 3,742 | 9.4 | 16,985 | ▲4.2 | 24 |
| 21,079 | 5.5 | 213,175 | 4.4 | 37,479 | 0.2 | 4,537 | 21.2 | 17,731 | 4.4 | 25 |
| 16,948 | ▲19.6 | 213,273 | 0.0 | 36,004 | ▲3.9 | 4,640 | 2.3 | 19,313 | 8.9 | 26 |
| 12,895 | ▲23.9 | 195,105 | ▲8.5 | 27,262 | ▲24.3 | 4,669 | 0.6 | 19,916 | 3.1 | 27 |
| 13,862 | 7.5 | 185,724 | ▲4.8 | 26,160 | ▲4.0 | 5,332 | 14.2 | 18,760 | ▲5.8 | 28 |
| 957 | 45.2 | 14,719 | ▲10.1 | 1,541 | ▲46.4 | 318 | ▲0.9 | 1,120 | 58.2 | 平.28.1 |
| 946 | 2.5 | 17,641 | ▲3.9 | 1,954 | 10.0 | 297 | ▲20.4 | 1,813 | ▲5.1 | 2 |
| 1,096 | ▲4.4 | 19,663 | ▲6.0 | 2,248 | 17.5 | 302 | ▲0.3 | 2,391 | ▲10.2 | 3 |
| 1,201 | 13.4 | 19,213 | ▲8.0 | 2,155 | ▲4.4 | 265 | ▲1.5 | 2,359 | ▲1.6 | 4 |
| 1,216 | 3.9 | 17,725 | ▲3.6 | 2,046 | ▲6.1 | 300 | 4.5 | 2,572 | ▲7.2 | 5 |
| 1,225 | 17.8 | 14,849 | ▲13.8 | 2,201 | 0.3 | 266 | ▲16.4 | 2,423 | ▲28.1 | 6 |
| 1,222 | 5.1 | 14,251 | ▲7.6 | 2,250 | ▲2.6 | 324 | ▲21.9 | 2,344 | ▲13.2 | 7 |
| 1,202 | 8.1 | 9,604 | ▲5.9 | 2,013 | 0.6 | 441 | 24.2 | 1,043 | 3.0 | 8 |
| 1,144 | 21.6 | 12,188 | 8.5 | 2,411 | 3.8 | 1,051 | 79.0 | 654 | 30.5 | 9 |
| 1,132 | 12.5 | 12,455 | 5.4 | 2,485 | ▲13.5 | 731 | 42.2 | 515 | ▲1.9 | 10 |
| 1,021 | ▲11.7 | 17,764 | 1.8 | 2,515 | 1.1 | 661 | 24.7 | 636 | 3.6 | 11 |
| 1,500 | ▲1.3 | 15,652 | ▲6.9 | 2,341 | 12.7 | 376 | ▲5.3 | 890 | 20.1 | 12 |
| 1,080 | 12.9 | 14,784 | 0.4 | 1,665 | 8.0 | 345 | 8.5 | 1,597 | 42.6 | 平.29.1 |
| 1,034 | 9.3 | 16,745 | ▲5.1 | 1,805 | ▲7.6 | 317 | 6.7 | 1,976 | 9.0 | 2 |
| 1,123 | 2.5 | 19,627 | ▲0.2 | 2,204 | ▲2.0 | 296 | ▲2.0 | 2,388 | ▲0.1 | 3 |
| 1,175 | ▲2.2 | 18,689 | ▲2.7 | 2,235 | 3.7 | 309 | 16.6 | 2,379 | 0.8 | 4 |
| 1,214 | ▲0.2 | 17,751 | 0.1 | 2,048 | 0.1 | 349 | 16.3 | 2,499 | ▲2.8 | 5 |
| 1,200 | ▲2.0 | 14,717 | ▲0.9 | 2,438 | 10.8 | 257 | ▲3.4 | 2,724 | 12.4 | 6 |
| 1,268 | 3.8 | 14,854 | 4.2 | 2,051 | ▲8.8 | 305 | ▲5.9 | 2,048 | ▲12.6 | 7 |
| | | | | | | | | | | 8 |
| | | | | | | | | | | 9 |
| | | | | | | | | | | 10 |
| | | | | | | | | | | 11 |
| | | | | | | | | | | 12 |
| 8,094 | 2.9 | 117,167 | ▲0.8 | 14,446 | 0.4 | 2,178 | 5.1 | 15,611 | 3.9 | 7月計 |

(注8) 乾めん類:小麦粉使用量である。平成22年3月までは農林水産省総合食料局「小麦加工食品生産動態等統計調査」。22年4月より食品需給研究センター調査。

| 区分 年月 | 製穀粉・同加工品(つづき) | | | | | | | | | | |
|----------|---------------|-------|-------|-------|-------|-------|--------|-------|--------|-------|--|
| | 乾めん類(つづき) | | | | | | | | | | |
| | そうめん | | 手延素麺類 | | | | | | 干し中華 | | |
| | | 増減率 | うどん | | ひやむぎ | | そうめん | | | 増減率 | |
| t | % | t | % | t | % | t | % | t | % | | |
| 平. 22 | 42,130 | 12.6 | 3,345 | ▲13.3 | 4,397 | 33.8 | 45,069 | ▲2.0 | 8,636 | 3.8 | |
| 23 | 50,263 | 19.3 | 3,755 | 12.3 | 3,986 | ▲9.3 | 46,017 | 2.1 | 9,207 | 6.6 | |
| 24 | 46,453 | ▲7.6 | 2,988 | ▲20.4 | 3,222 | ▲19.2 | 53,749 | 16.8 | 9,543 | 3.6 | |
| 25 | 47,616 | 2.5 | 3,598 | 20.4 | 4,919 | 52.7 | 53,724 | ▲0.0 | 9,653 | 1.2 | |
| 26 | 45,354 | ▲4.8 | 4,202 | 16.8 | 5,209 | 5.9 | 53,573 | ▲0.3 | 10,273 | 6.4 | |
| 27 | 38,223 | ▲15.7 | 4,288 | 2.0 | 6,475 | 24.3 | 47,743 | ▲10.9 | 11,648 | 13.4 | |
| 28 | 29,492 | ▲22.8 | 4,133 | ▲3.6 | 7,495 | 15.8 | 46,070 | ▲3.5 | 13,079 | 12.3 | |
| 平.28.1 | 2,616 | ▲13.7 | 306 | 0.3 | 139 | ▲42.3 | 6,078 | 1.6 | 955 | 4.7 | |
| 2 | 2,904 | ▲21.6 | 307 | ▲7.5 | 191 | 15.8 | 6,806 | ▲5.7 | 1,053 | 32.0 | |
| 3 | 2,504 | ▲32.7 | 292 | ▲14.6 | 194 | 1.0 | 7,540 | ▲6.7 | 1,076 | 18.2 | |
| 4 | 2,584 | ▲22.1 | 687 | 86.2 | 198 | ▲60.1 | 6,268 | ▲14.3 | 1,126 | 19.5 | |
| 5 | 2,938 | ▲19.1 | 258 | ▲26.9 | 3,533 | 25.5 | 1,825 | ▲7.1 | 986 | 14.0 | |
| 6 | 3,452 | ▲25.2 | 332 | ▲6.7 | 283 | ▲2.4 | 636 | ▲7.0 | 1,183 | ▲4.4 | |
| 7 | 3,248 | ▲22.3 | 323 | ▲9.8 | 58 | 87.1 | 886 | 51.2 | 1,109 | ▲3.8 | |
| 8 | 2,043 | ▲30.5 | 294 | ▲10.1 | 10 | ▲73.0 | 283 | 91.2 | 1,122 | 31.5 | |
| 9 | 1,712 | ▲20.6 | 310 | ▲9.6 | 1,902 | 15.4 | 651 | ▲13.0 | 1,111 | 34.5 | |
| 10 | 1,892 | ▲20.8 | 268 | ▲27.8 | 293 | 28.5 | 2,306 | 76.6 | 1,238 | 45.8 | |
| 11 | 1,890 | ▲12.5 | 335 | ▲7.5 | 677 | 198.2 | 6,694 | ▲4.2 | 1,174 | 1.1 | |
| 12 | 1,709 | ▲28.0 | 421 | ▲10.4 | 17 | ▲83.8 | 6,097 | ▲9.3 | 946 | ▲17.1 | |
| 平.29.1 | 2,448 | ▲6.4 | 272 | ▲11.1 | 134 | ▲3.6 | 5,665 | ▲6.8 | 845 | ▲11.5 | |
| 2 | 2,473 | ▲14.8 | 293 | ▲4.6 | 196 | 2.6 | 6,373 | ▲6.4 | 1,067 | 1.3 | |
| 3 | 2,636 | 5.3 | 295 | 1.0 | 224 | 15.5 | 7,308 | ▲3.1 | 1,196 | 11.2 | |
| 4 | 2,411 | ▲6.7 | 266 | ▲61.3 | 193 | ▲2.5 | 5,887 | ▲6.1 | 1,582 | 40.5 | |
| 5 | 2,604 | ▲11.4 | 297 | 15.1 | 3,212 | ▲9.1 | 1,845 | 1.1 | 1,280 | 29.8 | |
| 6 | 3,069 | ▲11.1 | 544 | 63.9 | 108 | ▲61.8 | 332 | ▲47.8 | 1,278 | 8.0 | |
| 7 | 2,906 | ▲10.5 | 549 | 70.0 | 34 | ▲41.4 | 2,212 | 149.7 | 1,226 | 10.6 | |
| 8 | | | | | | | | | | | |
| 9 | | | | | | | | | | | |
| 10 | | | | | | | | | | | |
| 11 | | | | | | | | | | | |
| 12 | | | | | | | | | | | |
| 7月計 | 18,547 | ▲8.4 | 2,516 | 0.4 | 4,101 | ▲10.8 | 29,622 | ▲1.4 | 8,474 | 13.2 | |

単位 { 生産量：t
増減率：%

| 製穀粉・同加工品(つづき) | | | | | | | | | | 区 分 |
|---------------|-------|--------|-------|---------|-------|---------|-------|---------|-------|--------|
| 乾めん類(つづき) | | | | 即席めん類 | | | | | | |
| 日本そば | | そば粉使用量 | | 袋めん | | | | カップ麺 | | |
| t | 増減率 | t | 増減率 | t | 増減率 | t | 増減率 | t | 増減率 | |
| 36,402 | 3.9 | 15,239 | 2.1 | 332,289 | ▲3.9 | 150,673 | ▲8.8 | 181,616 | 0.6 | 平. 22 |
| 31,249 | ▲14.2 | 13,335 | ▲12.5 | 361,191 | 8.7 | 169,922 | 12.8 | 191,269 | 5.3 | 23 |
| 30,094 | ▲3.7 | 12,458 | ▲6.6 | 363,324 | 0.6 | 167,798 | ▲1.2 | 195,526 | 2.2 | 24 |
| 33,919 | 12.7 | 13,577 | 9.0 | 385,593 | 6.1 | 186,291 | 11.0 | 199,302 | 1.9 | 25 |
| 34,705 | 2.3 | 13,816 | 1.8 | 410,156 | 6.4 | 201,396 | 8.1 | 208,760 | 4.7 | 26 |
| 34,881 | 0.5 | 14,887 | 7.8 | 413,879 | 0.9 | 204,228 | 1.4 | 209,651 | 0.4 | 27 |
| 35,203 | 0.9 | 11,767 | ▲21.0 | 419,016 | 1.2 | 217,798 | 6.6 | 201,218 | ▲4.0 | 28 |
| 1,646 | ▲17.6 | 640 | ▲19.4 | 29,639 | ▲9.2 | 13,338 | ▲13.5 | 16,301 | ▲5.3 | 平.28.1 |
| 2,316 | 11.1 | 723 | ▲6.8 | 34,683 | 0.3 | 18,728 | 5.4 | 15,955 | ▲5.0 | 2 |
| 3,116 | 11.6 | 1,048 | ▲9.8 | 38,595 | 5.9 | 21,557 | 13.4 | 17,038 | ▲2.3 | 3 |
| 3,571 | 1.2 | 1,194 | ▲22.7 | 37,701 | 4.8 | 19,382 | 6.2 | 18,319 | 3.4 | 4 |
| 3,267 | ▲7.2 | 1,106 | ▲30.6 | 30,866 | 2.5 | 15,845 | 4.6 | 15,021 | 0.4 | 5 |
| 4,073 | ▲2.1 | 1,337 | ▲26.5 | 33,504 | ▲0.1 | 16,916 | 0.4 | 16,588 | ▲0.6 | 6 |
| 3,709 | 0.3 | 1,107 | ▲35.1 | 30,035 | ▲10.2 | 15,320 | ▲9.0 | 14,715 | ▲11.5 | 7 |
| 2,355 | ▲7.0 | 715 | ▲33.4 | 31,465 | 1.5 | 17,043 | 9.1 | 14,422 | ▲6.3 | 8 |
| 2,386 | 13.5 | 796 | ▲7.3 | 35,535 | 2.9 | 18,493 | 14.5 | 17,042 | ▲7.4 | 9 |
| 2,727 | ▲1.1 | 943 | ▲18.8 | 37,995 | ▲0.2 | 19,839 | 11.6 | 18,156 | ▲10.6 | 10 |
| 3,182 | 9.2 | 1,129 | ▲6.7 | 39,496 | 6.8 | 20,435 | 14.8 | 19,061 | ▲0.7 | 11 |
| 2,855 | 2.3 | 1,029 | ▲13.4 | 39,502 | 8.1 | 20,902 | 18.7 | 18,600 | ▲1.7 | 12 |
| 1,813 | 10.1 | 605 | ▲5.5 | 31,573 | 6.5 | 15,576 | 16.8 | 15,997 | ▲1.9 | 平.29.1 |
| 2,245 | ▲3.1 | 735 | 1.7 | 34,184 | ▲1.4 | 16,741 | ▲10.6 | 17,443 | 9.3 | 2 |
| 3,080 | ▲1.2 | 1,027 | ▲2.0 | 37,228 | ▲3.5 | 19,828 | ▲8.0 | 17,400 | 2.1 | 3 |
| 3,427 | ▲4.0 | 1,117 | ▲6.4 | 35,403 | ▲6.1 | 17,985 | ▲7.2 | 17,418 | ▲4.9 | 4 |
| 3,617 | 10.7 | 1,180 | 6.7 | 29,461 | ▲4.6 | 15,191 | ▲4.1 | 14,270 | ▲5.0 | 5 |
| 3,967 | ▲2.6 | 1,324 | ▲1.0 | 32,926 | ▲1.7 | 15,855 | ▲6.3 | 17,071 | 2.9 | 6 |
| 3,523 | ▲5.0 | 1,145 | 3.4 | 31,047 | 3.4 | 15,528 | 1.4 | 15,519 | 5.5 | 7 |
| | | | | | | | | | | 8 |
| | | | | | | | | | | 9 |
| | | | | | | | | | | 10 |
| | | | | | | | | | | 11 |
| | | | | | | | | | | 12 |
| 21,672 | ▲0.1 | 7,133 | ▲0.3 | 231,822 | ▲1.4 | 116,704 | ▲3.6 | 115,118 | 1.0 | 7月計 |

(注9) 即席めん類：小麦粉使用量である。平成22年3月までは農林水産省総合食料局「米麦加工食品生産動態等統計調査」。22年4月より食品需給研究センター調査。

袋めんは中華めん、和風めん、欧風めんの計である。

| 区分 年月 | 製穀粉・同加工品(つづき) | | | | 調味料 | | | | | |
|----------|---------------|-------|---------|-------|---------|------|---------|------|--------|-------|
| | 即席めん類(つづき) | | マカロニ類 | | 味噌 | | | | | |
| | そば粉使用量 | | | | 米みそ | | 麦みそ | | | |
| | t | 増減率 | t | 増減率 | t | 増減率 | t | 増減率 | t | 増減率 |
| 平. 22 | 5,498 | ▲1.6 | 160,766 | 3.2 | 461,800 | 1.3 | 372,748 | 2.7 | 23,856 | ▲7.5 |
| 23 | 6,085 | 10.7 | 164,790 | 2.5 | 456,020 | ▲1.3 | 377,206 | 1.2 | 20,508 | ▲14.0 |
| 24 | 6,955 | 14.3 | 159,627 | ▲3.1 | 442,020 | ▲3.1 | 366,757 | ▲2.8 | 21,220 | 3.5 |
| 25 | 7,836 | 12.7 | 162,949 | 2.1 | 425,627 | ▲3.7 | 354,059 | ▲3.5 | 19,911 | ▲6.2 |
| 26 | 9,229 | 17.8 | 169,906 | 4.3 | 461,097 | 8.3 | 391,634 | 10.6 | 18,860 | ▲5.3 |
| 27 | 7,690 | ▲16.7 | 163,185 | ▲4.0 | 461,652 | 0.1 | 393,554 | 0.5 | 18,060 | ▲4.2 |
| 28 | 6,323 | ▲17.8 | 151,863 | ▲6.9 | 476,057 | 3.1 | 408,695 | 3.8 | 18,574 | 2.8 |
| 平.28.1 | 482 | 6.4 | 12,255 | ▲5.3 | 33,449 | ▲0.1 | 28,506 | 0.3 | 1,292 | ▲10.8 |
| 2 | 516 | ▲10.6 | 11,554 | ▲16.5 | 39,497 | 6.2 | 34,291 | 7.6 | 1,593 | 26.4 |
| 3 | 427 | ▲27.0 | 14,024 | ▲18.7 | 43,212 | 5.3 | 37,235 | 6.4 | 1,653 | ▲0.8 |
| 4 | 460 | ▲30.0 | 13,366 | ▲17.7 | 42,727 | 4.6 | 36,658 | 5.1 | 1,726 | 8.3 |
| 5 | 454 | ▲3.4 | 11,998 | ▲2.1 | 33,258 | 0.7 | 28,517 | 1.8 | 1,238 | ▲13.3 |
| 6 | 350 | ▲20.5 | 13,593 | 6.7 | 36,806 | 7.3 | 31,661 | 7.2 | 1,442 | 7.1 |
| 7 | 367 | ▲20.4 | 12,383 | ▲2.2 | 35,251 | ▲3.5 | 29,977 | ▲3.5 | 1,341 | ▲6.2 |
| 8 | 392 | ▲23.6 | 12,187 | 2.5 | 36,432 | 11.7 | 31,502 | 12.6 | 1,351 | 16.8 |
| 9 | 558 | ▲10.9 | 12,743 | ▲1.1 | 41,209 | 3.5 | 35,311 | 4.0 | 1,637 | 5.4 |
| 10 | 671 | ▲23.0 | 12,469 | ▲3.5 | 41,363 | ▲6.2 | 35,922 | ▲4.0 | 1,363 | ▲16.1 |
| 11 | 852 | ▲15.7 | 12,316 | ▲8.8 | 45,461 | 9.3 | 38,845 | 10.1 | 2,041 | 17.0 |
| 12 | 794 | ▲22.6 | 12,975 | ▲7.9 | 47,392 | 0.6 | 40,270 | 0.3 | 1,897 | 4.9 |
| 平.29.1 | 418 | ▲13.3 | 11,919 | ▲2.7 | 32,857 | ▲1.8 | 28,387 | ▲0.4 | 1,051 | ▲18.7 |
| 2 | 420 | ▲18.6 | 11,114 | ▲3.8 | 38,936 | ▲1.4 | 33,499 | ▲2.3 | 1,491 | ▲6.4 |
| 3 | 471 | 10.3 | 14,438 | 3.0 | 43,012 | ▲0.5 | 37,162 | ▲0.2 | 1,626 | ▲1.6 |
| 4 | 450 | ▲2.2 | 13,745 | 2.8 | 42,662 | ▲0.2 | 36,615 | ▲0.1 | 1,606 | ▲7.0 |
| 5 | 365 | ▲19.6 | 11,979 | ▲0.2 | 35,489 | 6.7 | 30,377 | 6.5 | 1,442 | 16.5 |
| 6 | 411 | 17.4 | 12,462 | ▲8.3 | 38,300 | 4.1 | 33,307 | 5.2 | 1,201 | ▲16.7 |
| 7 | 411 | 12.0 | 13,030 | 5.2 | 34,182 | ▲3.0 | 29,521 | ▲1.5 | 1,136 | ▲15.3 |
| 8 | | | | | | | | | | |
| 9 | | | | | | | | | | |
| 10 | | | | | | | | | | |
| 11 | | | | | | | | | | |
| 12 | | | | | | | | | | |
| 7月計 | 2,946 | ▲3.6 | 88,687 | ▲0.5 | 265,438 | 0.5 | 228,868 | 0.9 | 9,553 | ▲7.1 |

(注10)マカロニ類：製品重量に1.04を乗じた小麦粉使用量である。平成22年3月までは農林水産省総合食料局「米麦加工食品生産動態等統計調査」。22年4月より食品需給研究センター調査。

(注11)味噌：平成22年3月までは農林水産省総合食料局「米麦加工食品生産動態等統計調査」。22年4月より食品需給研究センター調査。

単位 { 生産量：t、kl
増減率：%

| 調味料(つづき) | | | | | | | | | | 区 分 |
|----------|-------|--------|-------|---------|------|---------|------|---------|-------|--------|
| 味噌(つづき) | | | | しょうゆ等 | | | | | | |
| 豆みそ | | 調合みそ | | しょうゆ | | しょうゆ加工品 | | めん類等用つゆ | | |
| | 増減率 | | 増減率 | | 増減率 | | 増減率 | | 増減率 | 年 月 |
| t | % | t | % | kl | % | kl | % | kl | % | |
| 23,526 | 0.6 | 41,687 | ▲4.7 | 848,925 | ▲2.2 | 62,205 | 0.2 | 157,015 | ▲2.7 | 平. 22 |
| 25,254 | 7.3 | 33,052 | ▲20.7 | 825,854 | ▲2.7 | 61,181 | ▲1.6 | 166,689 | 6.2 | 23 |
| 22,650 | ▲10.3 | 31,393 | ▲5.0 | 807,060 | ▲2.3 | 61,243 | 0.1 | 165,833 | ▲0.5 | 24 |
| 23,389 | 3.3 | 28,268 | ▲10.0 | 793,364 | ▲1.7 | 58,237 | ▲4.9 | 168,873 | 1.8 | 25 |
| 23,246 | ▲0.6 | 27,358 | ▲3.2 | 790,166 | ▲0.4 | 61,443 | 5.5 | 169,986 | 0.7 | 26 |
| 23,730 | 2.1 | 26,308 | ▲3.8 | 780,411 | ▲1.2 | 61,083 | ▲0.6 | 165,396 | ▲2.7 | 27 |
| 23,113 | ▲2.6 | 25,675 | ▲2.4 | 776,408 | ▲0.5 | 63,365 | 3.7 | 171,289 | 3.6 | 28 |
| 1,593 | ▲3.6 | 2,058 | 3.7 | 50,201 | ▲2.7 | 4,146 | 2.7 | 8,518 | ▲1.4 | 平.28.1 |
| 1,665 | ▲15.8 | 1,948 | ▲6.9 | 56,995 | 0.4 | 4,372 | 6.5 | 11,070 | 3.6 | 2 |
| 2,037 | ▲2.2 | 2,287 | 0.3 | 68,716 | 2.0 | 5,058 | 9.0 | 14,866 | 7.8 | 3 |
| 1,979 | ▲2.3 | 2,364 | 0.3 | 68,253 | 0.2 | 5,007 | ▲4.6 | 16,692 | 4.8 | 4 |
| 1,399 | ▲11.5 | 2,104 | 3.9 | 59,348 | ▲1.1 | 4,386 | ▲4.1 | 13,685 | ▲17.9 | 5 |
| 1,636 | 9.6 | 2,067 | 7.3 | 64,172 | ▲2.6 | 5,079 | 9.4 | 14,216 | ▲19.7 | 6 |
| 1,783 | ▲4.6 | 2,150 | ▲0.4 | 66,962 | ▲2.2 | 5,012 | ▲2.0 | 15,481 | ▲12.1 | 7 |
| 1,702 | 3.7 | 1,877 | 2.3 | 62,595 | 4.3 | 5,040 | 17.8 | 22,449 | 85.5 | 8 |
| 2,019 | ▲2.6 | 2,242 | 1.3 | 63,391 | 0.3 | 6,402 | 22.1 | 11,340 | 0.5 | 9 |
| 2,009 | ▲18.6 | 2,069 | ▲19.5 | 63,015 | ▲6.0 | 5,478 | ▲4.5 | 12,019 | ▲1.8 | 10 |
| 2,421 | 6.5 | 2,154 | ▲6.0 | 69,319 | 2.4 | 6,068 | 3.1 | 14,200 | 8.5 | 11 |
| 2,870 | 10.6 | 2,355 | ▲8.5 | 83,441 | ▲1.1 | 7,317 | ▲3.4 | 16,753 | 4.5 | 12 |
| 1,487 | ▲6.7 | 1,932 | ▲6.1 | 49,739 | ▲0.9 | 4,197 | 1.2 | 9,717 | 14.1 | 平.29.1 |
| 1,884 | 13.2 | 2,062 | 5.9 | 55,298 | ▲3.0 | 4,309 | ▲1.4 | 11,508 | 4.0 | 2 |
| 2,098 | 3.0 | 2,126 | ▲7.0 | 68,440 | ▲0.4 | 4,592 | ▲9.2 | 15,758 | 6.0 | 3 |
| 2,132 | 7.7 | 2,309 | ▲2.3 | 65,483 | ▲4.1 | 5,374 | 7.3 | 16,672 | ▲0.1 | 4 |
| 1,634 | 16.8 | 2,036 | ▲3.2 | 60,588 | 2.1 | 4,205 | ▲4.1 | 14,239 | 4.0 | 5 |
| 1,846 | 12.8 | 1,946 | ▲5.9 | 66,757 | 4.0 | 4,627 | ▲8.9 | 18,472 | 29.9 | 6 |
| 1,637 | ▲8.2 | 1,888 | ▲12.2 | | | | | | | 7 |
| | | | | | | | | | | 8 |
| | | | | | | | | | | 9 |
| | | | | | | | | | | 10 |
| | | | | | | | | | | 11 |
| | | | | | | | | | | 12 |
| 12,718 | 5.2 | 14,299 | ▲4.5 | | | | | | | 7月計 |

(注12)しょうゆ等：平成22年3月までは農林水産省総合食料局「米麦加工食品生産動態等統計調査」。22年4月より日本醤油協会調べ。

| 区分 年月 | 調味料(つづき) | | コーヒー・茶系飲料 | | | | | | | |
|----------|------------|------|-----------|------|-----------|-------|-----------|-------|-----------|------|
| | しょうゆ等(つづき) | | 容器別 | | | | 品目別 | | | |
| | たれ類 | | 缶・びん詰 | | PETボトル | | コーヒー飲料等 | | | |
| | kl | 増減率 | kl | 増減率 | kl | 増減率 | kl | 増減率 | kl | 増減率 |
| 平. 22 | 64,789 | 3.4 | 8,231,600 | 1.5 | 3,275,212 | ▲1.8 | 4,956,389 | 3.8 | 2,877,400 | ▲0.9 |
| 23 | 63,056 | ▲2.7 | 8,155,800 | ▲0.9 | 3,288,799 | 0.4 | 4,867,001 | ▲1.8 | 2,899,500 | 0.8 |
| 24 | 63,882 | 1.3 | 8,381,900 | 2.8 | 3,167,848 | ▲3.7 | 5,214,051 | 7.1 | 2,950,100 | 1.7 |
| 25 | 65,893 | 3.1 | 8,445,600 | 0.8 | 3,052,412 | ▲3.6 | 5,393,188 | 3.4 | 2,952,400 | 0.1 |
| 26 | 64,899 | ▲1.5 | 8,459,400 | 0.2 | 3,243,071 | 6.2 | 5,216,329 | ▲3.3 | 2,976,900 | 0.8 |
| 27 | 64,856 | ▲0.1 | 8,714,400 | 3.0 | 2,914,354 | ▲10.1 | 5,800,046 | 11.2 | 2,978,200 | 0.0 |
| 28 | 71,242 | 9.8 | 9,173,000 | 5.3 | 2,933,368 | 0.7 | 6,239,632 | 7.6 | 3,051,102 | 2.4 |
| 平.28.1 | 4,099 | ▲5.0 | 563,506 | 0.9 | 225,559 | 3.5 | 337,947 | ▲0.8 | 204,731 | 13.9 |
| 2 | 4,682 | 1.9 | 577,634 | ▲3.9 | 224,020 | ▲8.9 | 353,614 | ▲0.4 | 215,213 | ▲2.4 |
| 3 | 5,610 | 11.4 | 683,393 | 10.3 | 223,551 | 0.2 | 459,842 | 16.0 | 240,882 | ▲0.9 |
| 4 | 6,127 | 2.8 | 918,503 | 16.3 | 264,510 | 2.3 | 653,993 | 23.1 | 286,745 | 0.9 |
| 5 | 5,191 | ▲4.8 | 867,437 | 9.4 | 236,651 | 1.8 | 630,786 | 12.6 | 264,707 | 3.8 |
| 6 | 5,368 | ▲3.4 | 928,605 | 10.2 | 263,317 | 4.2 | 665,288 | 12.8 | 287,707 | 5.0 |
| 7 | 6,574 | 12.3 | 881,942 | 5.0 | 237,940 | 2.0 | 644,002 | 6.1 | 275,615 | 1.6 |
| 8 | 6,016 | 11.3 | 882,001 | ▲0.4 | 258,735 | ▲3.7 | 623,266 | 1.0 | 278,446 | ▲3.5 |
| 9 | 5,304 | ▲1.9 | 752,488 | ▲1.9 | 245,390 | 2.6 | 507,098 | ▲4.0 | 254,371 | 3.8 |
| 10 | 9,587 | 76.8 | 753,355 | 3.3 | 254,826 | 0.6 | 498,529 | 4.7 | 254,213 | 4.8 |
| 11 | 5,898 | 6.3 | 690,993 | 3.8 | 258,899 | ▲0.3 | 432,094 | 6.5 | 242,871 | 0.9 |
| 12 | 6,786 | 7.6 | 673,143 | 8.2 | 239,970 | 4.4 | 433,173 | 10.3 | 245,601 | 5.1 |
| 平.29.1 | 4,106 | 0.2 | 614,102 | 9.0 | 231,652 | 2.7 | 382,450 | 13.2 | 234,569 | 14.6 |
| 2 | 4,951 | 5.7 | 616,441 | 6.7 | 229,444 | 2.4 | 386,997 | 9.4 | 245,043 | 13.9 |
| 3 | 6,223 | 10.9 | 677,226 | ▲0.9 | 273,999 | 22.6 | 403,227 | ▲12.3 | 286,196 | 18.8 |
| 4 | 6,620 | 8.0 | 856,248 | ▲6.8 | 277,663 | 5.0 | 578,585 | ▲11.5 | 320,993 | 11.9 |
| 5 | 6,023 | 16.0 | 815,932 | ▲5.9 | 271,241 | 14.6 | 544,691 | ▲13.6 | 324,103 | 22.4 |
| 6 | 6,392 | 19.1 | 891,256 | ▲4.0 | 253,429 | ▲3.8 | 637,827 | ▲4.1 | 335,701 | 16.7 |
| 7 | | | 881,152 | ▲0.1 | 268,121 | 12.7 | 613,031 | ▲4.8 | 323,628 | 17.4 |
| 8 | | | | | | | | | | |
| 9 | | | | | | | | | | |
| 10 | | | | | | | | | | |
| 11 | | | | | | | | | | |
| 12 | | | | | | | | | | |
| 7月計 | | | 5,352,357 | ▲1.3 | 1,805,549 | 7.8 | 3,546,808 | ▲5.3 | 2,070,233 | 16.6 |

単位 { 生産量 : t、kl
増減率 : %

| コーヒー・茶系飲料(つづき) | | | | | | | | | | 区 分 |
|----------------|-------|-----------|-------|---------|-------|---------|-------|---------|-------|--------|
| 品目別(つづき) | | | | | | | | | | |
| 紅茶飲料 | | 緑茶飲料 | | ウーロン茶飲料 | | 麦茶飲料 | | その他茶系飲料 | | 年 月 |
| kl | 増減率 | kl | 増減率 | kl | 増減率 | kl | 増減率 | kl | 増減率 | |
| 1,159,600 | 10.3 | 2,238,900 | ▲0.1 | 833,700 | 2.5 | 253,200 | 10.5 | 868,800 | ▲0.2 | 平. 22 |
| 1,124,300 | ▲3.0 | 2,227,700 | ▲0.5 | 758,300 | ▲9.0 | 296,300 | 17.0 | 849,700 | ▲2.2 | 23 |
| 1,095,800 | ▲2.5 | 2,310,100 | 3.7 | 742,800 | ▲2.0 | 355,400 | 19.9 | 927,700 | 9.2 | 24 |
| 1,014,200 | ▲7.4 | 2,436,900 | 5.5 | 711,600 | ▲4.2 | 424,500 | 19.4 | 906,000 | ▲2.3 | 25 |
| 960,800 | ▲5.3 | 2,463,501 | 1.1 | 648,201 | ▲8.9 | 540,200 | 27.3 | 869,800 | ▲4.0 | 26 |
| 955,500 | ▲0.6 | 2,611,700 | 6.0 | 676,000 | 4.3 | 644,300 | 19.3 | 848,700 | ▲2.4 | 27 |
| 963,300 | 0.8 | 2,793,000 | 6.9 | 632,799 | ▲6.4 | 759,601 | 17.9 | 973,200 | 14.7 | 28 |
| 72,787 | ▲9.6 | 164,780 | 9.1 | 41,450 | ▲13.3 | 27,093 | ▲12.6 | 52,666 | ▲23.1 | 平.28.1 |
| 57,780 | ▲33.6 | 177,575 | 7.1 | 44,010 | ▲4.9 | 30,705 | 18.5 | 52,351 | ▲5.4 | 2 |
| 72,617 | ▲16.8 | 200,886 | 44.7 | 48,779 | ▲9.4 | 51,600 | 20.8 | 68,630 | 26.9 | 3 |
| 99,455 | 26.0 | 285,206 | 26.5 | 62,813 | 2.4 | 74,125 | 37.2 | 110,159 | 28.6 | 4 |
| 83,284 | 32.7 | 278,773 | 4.7 | 71,831 | 2.7 | 81,375 | 38.3 | 87,466 | 9.6 | 5 |
| 85,001 | 33.0 | 303,022 | 15.2 | 54,545 | ▲17.1 | 103,612 | 17.8 | 94,717 | 8.0 | 6 |
| 77,322 | 4.6 | 286,809 | 6.2 | 60,281 | ▲2.8 | 94,672 | 13.4 | 87,243 | 9.8 | 7 |
| 69,566 | ▲17.7 | 262,707 | ▲7.6 | 69,950 | 10.5 | 96,064 | 26.5 | 105,269 | 18.1 | 8 |
| 72,969 | ▲34.4 | 220,175 | ▲6.9 | 48,117 | ▲23.3 | 64,274 | 60.1 | 92,582 | 29.4 | 9 |
| 101,405 | 12.2 | 219,844 | ▲6.4 | 44,218 | ▲1.9 | 52,028 | ▲4.5 | 81,649 | 31.9 | 10 |
| 90,170 | 32.5 | 197,218 | 3.7 | 42,991 | ▲27.1 | 44,530 | ▲11.6 | 73,213 | 27.6 | 11 |
| 80,944 | 20.8 | 196,005 | 5.8 | 43,814 | 12.8 | 39,523 | 0.2 | 67,255 | 15.5 | 12 |
| 69,616 | ▲4.4 | 157,495 | ▲4.4 | 52,042 | 25.6 | 36,482 | 34.7 | 63,898 | 21.3 | 平.29.1 |
| 48,763 | ▲15.6 | 179,236 | 0.9 | 49,250 | 11.9 | 34,566 | 12.6 | 59,584 | 13.8 | 2 |
| 52,588 | ▲27.6 | 194,633 | ▲3.1 | 37,878 | ▲22.3 | 37,913 | ▲26.5 | 68,018 | ▲0.9 | 3 |
| 71,043 | ▲28.6 | 242,501 | ▲15.0 | 69,081 | 10.0 | 70,076 | ▲5.5 | 82,554 | ▲25.1 | 4 |
| 61,130 | ▲26.6 | 210,726 | ▲24.4 | 61,895 | ▲13.8 | 84,924 | 4.4 | 73,153 | ▲16.4 | 5 |
| 64,953 | ▲23.6 | 247,279 | ▲18.4 | 71,800 | 31.6 | 90,574 | ▲12.6 | 80,948 | ▲14.5 | 6 |
| 42,604 | ▲44.9 | 251,802 | ▲12.2 | 61,434 | 1.9 | 132,119 | 39.6 | 69,565 | ▲20.3 | 7 |
| | | | | | | | | | | 8 |
| | | | | | | | | | | 9 |
| | | | | | | | | | | 10 |
| | | | | | | | | | | 11 |
| | | | | | | | | | | 12 |
| 410,697 | ▲25.1 | 1,483,672 | ▲12.6 | 403,380 | 5.1 | 486,654 | 5.1 | 497,720 | ▲10.0 | 7月計 |

| 区分 年月 | 菓子 | | | | | | | | | |
|----------|---------|------|---------|-------|---------|------|---------|-------|--------|-------|
| | 米菓 | | | | | | ビスケット | | | |
| | あられ | | せんべい | | | | ハード系 | | | |
| | 増減率 | | 増減率 | | 増減率 | | 増減率 | | 増減率 | |
| | t | % | t | % | t | % | t | % | t | % |
| 平. 22 | 223,445 | 2.3 | 100,093 | 0.2 | 123,352 | 4.1 | 241,295 | ▲0.6 | 52,738 | 0.2 |
| 23 | 227,597 | 1.9 | 100,229 | 0.1 | 127,368 | 3.3 | 242,797 | 0.6 | 47,457 | ▲10.0 |
| 24 | 224,755 | ▲1.2 | 96,676 | ▲3.5 | 128,079 | 0.6 | 239,499 | ▲1.4 | 46,185 | ▲2.7 |
| 25 | 216,524 | ▲3.7 | 91,471 | ▲5.4 | 125,053 | ▲2.4 | 236,552 | ▲1.2 | 40,817 | ▲11.6 |
| 26 | 216,676 | 0.1 | 93,228 | 1.9 | 123,448 | ▲1.3 | 244,383 | 3.3 | 42,744 | 4.7 |
| 27 | 220,350 | 1.7 | 94,995 | 1.9 | 125,355 | 1.5 | 258,919 | 5.9 | 43,186 | 1.0 |
| 28 | 217,687 | ▲1.2 | 92,310 | ▲2.8 | 125,377 | 0.0 | 257,579 | ▲0.5 | 41,713 | ▲3.4 |
| 平.28.1 | 15,690 | ▲2.5 | 6,777 | ▲0.9 | 8,913 | ▲3.6 | 20,188 | 2.3 | 3,068 | ▲11.2 |
| 2 | 18,456 | 0.8 | 7,811 | 1.6 | 10,645 | 0.3 | 22,631 | 4.1 | 3,880 | 8.3 |
| 3 | 21,151 | 1.7 | 8,652 | ▲2.2 | 12,499 | 4.6 | 24,517 | 0.1 | 3,872 | ▲1.7 |
| 4 | 19,940 | 4.6 | 8,089 | ▲3.5 | 11,851 | 10.9 | 23,520 | 3.3 | 4,102 | 2.6 |
| 5 | 16,916 | ▲5.1 | 6,989 | ▲2.2 | 9,927 | ▲7.1 | 19,165 | 2.1 | 3,450 | 9.9 |
| 6 | 17,879 | ▲3.6 | 7,645 | 0.6 | 10,234 | ▲6.6 | 19,988 | 4.5 | 3,464 | ▲3.5 |
| 7 | 16,858 | ▲6.0 | 7,331 | ▲7.8 | 9,527 | ▲4.5 | 21,044 | 7.0 | 3,809 | 2.7 |
| 8 | 15,938 | 5.7 | 6,746 | 3.2 | 9,192 | 7.6 | 19,579 | ▲0.1 | 2,802 | ▲14.5 |
| 9 | 17,405 | 0.3 | 7,455 | ▲1.9 | 9,950 | 2.1 | 20,633 | ▲7.1 | 3,086 | ▲19.9 |
| 10 | 17,792 | ▲8.4 | 7,598 | ▲10.6 | 10,194 | ▲6.7 | 21,679 | ▲7.4 | 3,420 | ▲11.9 |
| 11 | 18,953 | ▲0.7 | 8,401 | ▲1.9 | 10,552 | 0.2 | 22,718 | ▲3.0 | 3,296 | ▲1.0 |
| 12 | 20,709 | ▲0.6 | 8,816 | ▲5.6 | 11,893 | 3.4 | 21,917 | ▲8.6 | 3,464 | 0.9 |
| 平.29.1 | 16,787 | 7.0 | 6,828 | 0.8 | 9,959 | 11.7 | 18,003 | ▲10.8 | 3,000 | ▲2.2 |
| 2 | 18,388 | ▲0.4 | 7,554 | ▲3.3 | 10,834 | 1.8 | 21,075 | ▲6.9 | 3,342 | ▲13.9 |
| 3 | 20,969 | ▲0.9 | 8,650 | ▲0.0 | 12,319 | ▲1.4 | 23,975 | ▲2.2 | 3,845 | ▲0.7 |
| 4 | 19,734 | ▲1.0 | 7,858 | ▲2.9 | 11,876 | 0.2 | 22,174 | ▲5.7 | 4,001 | ▲2.5 |
| 5 | 18,168 | 7.4 | 7,422 | 6.2 | 10,746 | 8.3 | 19,229 | 0.3 | 3,354 | ▲2.8 |
| 6 | 18,887 | 5.6 | 7,692 | 0.6 | 11,195 | 9.4 | 20,226 | 1.2 | 3,499 | 1.0 |
| 7 | 17,568 | 4.2 | 7,427 | 1.3 | 10,141 | 6.4 | 19,171 | ▲8.9 | 3,371 | ▲11.5 |
| 8 | | | | | | | | | | |
| 9 | | | | | | | | | | |
| 10 | | | | | | | | | | |
| 11 | | | | | | | | | | |
| 12 | | | | | | | | | | |
| 7月計 | 130,501 | 2.8 | 53,431 | 0.3 | 77,070 | 4.7 | 143,853 | ▲4.8 | 24,412 | ▲4.8 |

(注13)菓子：平成22年3月までは農林水産省総合食料局「米麦加工食品生産動態等統計調査」。22年4月より食品需給研究センター調査。

単位 { 生産量 : t
増減率 : %

| 菓子(つづき) | | | | | | | | 調理食品類 | | 区 分 |
|-------------------|-------|--------|-------|-------|-------|---------|------|---------|------|--------|
| ビスケット(つづき) | | | | | | | | 加工米飯 | | |
| ソフト系 (クッキーを含む) | | クラッカー系 | | 乾パン | | パイ加工その他 | | t | % | 年月 |
| t | 増減率 | t | 増減率 | t | 増減率 | t | 増減率 | | | |
| 81,570 | ▲1.1 | 16,735 | 0.3 | 2,031 | ▲2.5 | 88,221 | ▲0.7 | 227,952 | 1.0 | 平. 22 |
| 80,258 | ▲1.6 | 18,478 | 10.4 | 3,258 | 60.4 | 93,346 | 5.8 | 264,020 | 15.8 | 23 |
| 80,659 | 0.5 | 17,551 | ▲5.0 | 3,195 | ▲1.9 | 91,909 | ▲1.5 | 287,781 | 9.0 | 24 |
| 81,043 | 0.5 | 18,636 | 6.2 | 2,702 | ▲15.4 | 93,354 | 1.6 | 324,230 | 12.7 | 25 |
| 79,468 | ▲1.9 | 19,459 | 4.4 | 2,692 | ▲0.4 | 100,020 | 7.1 | 340,660 | 5.1 | 26 |
| 87,752 | 10.4 | 19,763 | 1.6 | 2,696 | 0.1 | 105,522 | 5.5 | 349,424 | 2.6 | 27 |
| 84,712 | ▲3.5 | 18,464 | ▲6.6 | 3,719 | 37.9 | 108,971 | 3.3 | 346,708 | ▲0.8 | 28 |
| 6,253 | 0.7 | 1,327 | 2.8 | 211 | ▲4.5 | 9,329 | 8.9 | 24,977 | ▲3.4 | 平.28.1 |
| 7,294 | ▲5.1 | 1,529 | ▲4.9 | 334 | 12.1 | 9,594 | 12.1 | 27,651 | 2.7 | 2 |
| 7,929 | ▲2.7 | 1,806 | 0.7 | 440 | 49.7 | 10,470 | 1.4 | 30,372 | ▲2.4 | 3 |
| 8,040 | 2.5 | 2,025 | 10.0 | 465 | 123.6 | 8,888 | 0.1 | 29,492 | ▲3.9 | 4 |
| 6,719 | ▲0.7 | 1,687 | 3.4 | 298 | 63.7 | 7,011 | ▲0.6 | 27,435 | ▲1.7 | 5 |
| 6,978 | ▲5.1 | 1,764 | 18.5 | 281 | 50.3 | 7,501 | 15.1 | 28,476 | ▲5.1 | 6 |
| 7,440 | 6.7 | 1,561 | 4.1 | 309 | 29.3 | 7,925 | 9.4 | 28,204 | ▲0.7 | 7 |
| 6,666 | 1.2 | 1,487 | ▲3.9 | 271 | 20.4 | 8,353 | 5.0 | 27,821 | 4.2 | 8 |
| 6,702 | ▲16.7 | 1,360 | ▲8.8 | 267 | 32.8 | 9,218 | 6.9 | 29,471 | ▲0.1 | 9 |
| 6,844 | ▲7.6 | 1,454 | ▲19.2 | 253 | 25.2 | 9,708 | ▲4.1 | 30,063 | ▲4.6 | 10 |
| 7,072 | ▲3.1 | 1,393 | ▲29.4 | 279 | 36.1 | 10,678 | 0.6 | 30,753 | 7.4 | 11 |
| 6,775 | ▲8.9 | 1,071 | ▲40.5 | 311 | 32.9 | 10,296 | ▲7.0 | 31,993 | ▲0.5 | 12 |
| 5,409 | ▲13.5 | 911 | ▲31.3 | 281 | 33.2 | 8,402 | ▲9.9 | 26,947 | 7.9 | 平.29.1 |
| 6,505 | ▲10.8 | 1,162 | ▲24.0 | 306 | ▲8.4 | 9,760 | 1.7 | 28,812 | 4.2 | 2 |
| 8,034 | 1.3 | 1,205 | ▲33.3 | 395 | ▲10.2 | 10,496 | 0.2 | 31,615 | 4.1 | 3 |
| 7,605 | ▲5.4 | 1,199 | ▲40.8 | 279 | ▲40.0 | 9,090 | 2.3 | 30,397 | 3.1 | 4 |
| 6,447 | ▲4.0 | 1,172 | ▲30.5 | 240 | ▲19.5 | 8,016 | 14.3 | 27,200 | ▲0.9 | 5 |
| 6,714 | ▲3.8 | 1,206 | ▲31.6 | 257 | ▲8.5 | 8,550 | 14.0 | 29,023 | 1.9 | 6 |
| 6,353 | ▲14.6 | 1,087 | ▲30.4 | 267 | ▲13.6 | 8,093 | 2.1 | 32,440 | 15.0 | 7 |
| | | | | | | | | | | 8 |
| | | | | | | | | | | 9 |
| | | | | | | | | | | 10 |
| | | | | | | | | | | 11 |
| | | | | | | | | | | 12 |
| 47,067 | ▲7.1 | 7,942 | ▲32.1 | 2,025 | ▲13.4 | 62,407 | 2.8 | 206,434 | 5.0 | 7月計 |

| 区分 年月 | 調理食品類(つづき) | | | | | | | | | |
|----------|------------|-------|---------|------|---------|-------|-------|-------|-------|-------|
| | 加工米飯(つづき) | | | | | | | | | |
| | レトルト米飯 | | 無菌包装米飯 | | 冷凍米飯 | | チルド米飯 | | 缶詰米飯 | |
| | 増減率 | 増減率 | 増減率 | 増減率 | 増減率 | 増減率 | 増減率 | 増減率 | 増減率 | |
| | t | % | t | % | t | % | t | % | t | % |
| 平. 22 | 18,739 | ▲5.9 | 99,409 | 1.5 | 100,936 | 1.8 | 3,304 | 9.2 | 1,279 | ▲8.2 |
| 23 | 26,800 | 43.0 | 110,139 | 10.8 | 117,089 | 16.0 | 3,557 | 7.7 | 1,030 | ▲19.5 |
| 24 | 25,356 | ▲5.4 | 116,999 | 6.2 | 134,574 | 14.9 | 4,232 | 19.0 | 826 | ▲19.8 |
| 25 | 30,601 | 20.7 | 127,749 | 9.2 | 155,609 | 15.6 | 5,100 | 20.5 | 1,048 | 26.9 |
| 26 | 33,270 | 8.7 | 136,092 | 6.5 | 160,038 | 2.8 | 5,361 | 5.1 | 1,212 | 15.6 |
| 27 | 30,685 | ▲7.8 | 136,886 | 0.6 | 171,501 | 7.2 | 4,765 | ▲11.1 | 1,094 | ▲9.7 |
| 28 | 27,856 | ▲9.2 | 145,326 | 6.2 | 163,017 | ▲4.9 | 4,916 | 3.2 | 543 | ▲50.4 |
| 平.28.1 | 1,965 | ▲31.0 | 10,899 | 6.4 | 11,154 | ▲3.8 | 344 | 3.3 | 45 | ▲81.5 |
| 2 | 1,734 | ▲27.1 | 11,685 | 7.1 | 13,147 | 5.7 | 422 | 21.3 | 43 | ▲89.3 |
| 3 | 2,376 | ▲10.5 | 12,672 | 17.5 | 14,405 | ▲14.1 | 445 | 7.0 | 36 | ▲65.0 |
| 4 | 2,816 | 32.3 | 12,709 | 1.7 | 13,114 | ▲14.9 | 465 | 11.5 | 41 | 95.2 |
| 5 | 2,116 | ▲19.6 | 11,089 | 8.4 | 13,492 | ▲7.7 | 365 | 18.5 | 43 | 975.0 |
| 6 | 2,413 | ▲8.5 | 11,415 | ▲0.6 | 13,946 | ▲8.2 | 262 | ▲10.9 | 50 | ▲13.8 |
| 7 | 2,176 | ▲22.5 | 11,886 | 2.7 | 13,195 | ▲1.0 | 449 | 23.7 | 61 | 60.5 |
| 8 | 1,935 | ▲8.1 | 11,818 | 12.2 | 13,332 | 0.7 | 417 | ▲9.2 | 59 | 47.5 |
| 9 | 1,925 | 21.5 | 12,563 | 9.6 | 14,095 | ▲8.5 | 450 | ▲3.4 | 39 | ▲4.9 |
| 10 | 2,470 | 14.0 | 12,095 | ▲2.2 | 14,725 | ▲8.7 | 387 | ▲5.6 | 45 | ▲10.0 |
| 11 | 2,548 | 28.4 | 12,612 | 5.5 | 14,711 | 5.7 | 451 | 3.2 | 47 | ▲7.8 |
| 12 | 3,382 | ▲28.9 | 13,883 | 8.1 | 13,701 | 1.7 | 459 | ▲10.7 | 34 | ▲24.4 |
| 平.29.1 | 1,825 | ▲7.1 | 11,992 | 10.0 | 12,139 | 8.8 | 355 | 3.2 | 48 | 6.7 |
| 2 | 1,877 | 8.2 | 12,989 | 11.2 | 12,970 | ▲1.3 | 376 | ▲10.9 | 49 | 14.0 |
| 3 | 2,310 | ▲2.8 | 14,514 | 14.5 | 13,979 | ▲3.0 | 422 | ▲5.2 | 48 | 33.3 |
| 4 | 2,367 | ▲15.9 | 14,270 | 12.3 | 13,020 | ▲0.7 | 446 | ▲4.1 | 39 | ▲4.9 |
| 5 | 1,843 | ▲12.9 | 11,721 | 5.7 | 12,988 | ▲3.7 | 350 | ▲4.1 | 37 | ▲14.0 |
| 6 | 1,834 | ▲24.0 | 12,543 | 9.9 | 13,964 | 0.1 | 302 | 15.3 | 46 | ▲8.0 |
| 7 | 2,044 | ▲6.1 | 12,411 | 4.4 | 17,122 | 29.8 | 449 | 0.0 | 44 | ▲27.9 |
| 8 | | | | | | | | | | |
| 9 | | | | | | | | | | |
| 10 | | | | | | | | | | |
| 11 | | | | | | | | | | |
| 12 | | | | | | | | | | |
| 7月計 | 14,100 | ▲9.6 | 90,440 | 9.8 | 96,182 | 4.0 | 2,700 | ▲1.9 | 311 | ▲2.5 |

単位 { 生産量 : t
増減率 : %

| 調理食品類(つづき) | | | | 区 分 |
|------------|-------|--------|------|--------|
| 加工米飯(つづき) | | 包装もち | | |
| 乾燥米飯 | | | | 年 月 |
| | 増減率 | | 増減率 | |
| t | % | t | % | |
| 4,287 | 1.9 | 55,773 | 2.6 | 平. 22 |
| 5,405 | 26.1 | 59,272 | 6.3 | 23 |
| 5,794 | 7.2 | 57,970 | ▲2.2 | 24 |
| 4,124 | ▲28.8 | 57,969 | ▲0.0 | 25 |
| 4,687 | 13.7 | 58,660 | 1.2 | 26 |
| 4,493 | ▲4.1 | 58,950 | 0.5 | 27 |
| 5,050 | 12.4 | 63,470 | 7.7 | 28 |
| 570 | ▲5.9 | 2,399 | ▲6.8 | 平.28.1 |
| 620 | 38.4 | 2,811 | 4.5 | 2 |
| 438 | 12.6 | 3,256 | 1.1 | 3 |
| 347 | 52.2 | 2,975 | ▲4.5 | 4 |
| 330 | 192.0 | 3,103 | 28.3 | 5 |
| 390 | 9.6 | 4,169 | 30.1 | 6 |
| 437 | 48.1 | 4,122 | 10.7 | 7 |
| 260 | ▲18.0 | 4,593 | 11.3 | 8 |
| 399 | ▲26.4 | 7,137 | ▲7.2 | 9 |
| 341 | ▲14.3 | 8,725 | 10.7 | 10 |
| 384 | 28.9 | 10,087 | 15.8 | 11 |
| 534 | 6.2 | 10,093 | 5.2 | 12 |
| 588 | 3.2 | 2,772 | 15.5 | 平.29.1 |
| 551 | ▲11.1 | 2,855 | 1.6 | 2 |
| 342 | ▲21.9 | 3,329 | 2.2 | 3 |
| 255 | ▲26.5 | 2,860 | ▲3.9 | 4 |
| 261 | ▲20.9 | 3,553 | 14.5 | 5 |
| 334 | ▲14.4 | 4,160 | ▲0.2 | 6 |
| 370 | ▲15.3 | 4,458 | 8.2 | 7 |
| | | | | 8 |
| | | | | 9 |
| | | | | 10 |
| | | | | 11 |
| | | | | 12 |
| 2,701 | ▲13.8 | 23,987 | 5.0 | 7月計 |

(注14) 包装もち : 平成22年3月までは農林水産省総合食料局「米麦加工食品生産動態等統計調査」。
22年4月より全国餅工業協同組合調べ。

2 在庫量

単位:t、kl

| 区分 年月 | 畜産食料品 | | | | 水産食料品 | | | |
|----------|---------------|--------------|-------|-----|-----------|-------|--------|---|
| | はっ酵乳 (非乳業) | 乳酸菌飲料類(非乳業) | | | ちくわ・かまぼこ類 | | | |
| | | 乳製品 乳酸菌飲料 | 乳酸菌飲料 | | ちくわ | 板かまぼこ | 包装かまぼこ | |
| | kl | kl | kl | kl | t | t | t | t |
| 平. 22 | 546 | 3,629 | 3,468 | 161 | 3,710 | 571 | 8 | 0 |
| 23 | 1,083 | 5,069 | 4,587 | 482 | 7,674 | 489 | 154 | 0 |
| 24 | 559 | 4,132 | 4,018 | 114 | 4,657 | 505 | 7 | 0 |
| 25 | 697 | 4,967 | 4,423 | 544 | 5,393 | 367 | 255 | 0 |
| 26 | 678 | 6,262 | 5,532 | 731 | 4,827 | 438 | 241 | 0 |
| 27 | 1,433 | 6,328 | 5,683 | 646 | 6,832 | 505 | 269 | 0 |
| 28 | 1,424 | 5,420 | 5,044 | 376 | 5,341 | 442 | 329 | 0 |
| 平.28.1 | 1,456 | 5,893 | 5,347 | 545 | 5,897 | 499 | 252 | 0 |
| 2 | 1,528 | 4,936 | 4,428 | 508 | 5,270 | 450 | 362 | 0 |
| 3 | 1,351 | 5,326 | 4,892 | 434 | 4,412 | 334 | 104 | 0 |
| 4 | 1,166 | 5,297 | 4,910 | 387 | 4,177 | 269 | 147 | 0 |
| 5 | 1,753 | 4,955 | 4,560 | 394 | 4,057 | 273 | 84 | 0 |
| 6 | 1,287 | 4,972 | 4,464 | 508 | 5,348 | 418 | 67 | 0 |
| 7 | 1,603 | 5,325 | 4,886 | 439 | 5,948 | 556 | 131 | 0 |
| 8 | 1,516 | 5,893 | 5,382 | 511 | 6,560 | 599 | 244 | 0 |
| 9 | 1,523 | 5,772 | 5,267 | 505 | 7,506 | 611 | 293 | 0 |
| 10 | 1,588 | 4,735 | 4,018 | 717 | 7,339 | 633 | 288 | 0 |
| 11 | 1,500 | 5,476 | 5,009 | 467 | 7,639 | 692 | 313 | 0 |
| 12 | 1,424 | 5,420 | 5,044 | 376 | 5,341 | 442 | 329 | 0 |
| 平.29.1 | 1,459 | 5,439 | 4,990 | 449 | 5,038 | 469 | 506 | 0 |
| 2 | 1,524 | 4,814 | 4,519 | 295 | 4,683 | 450 | 412 | 0 |
| 3 | 1,468 | 5,713 | 5,210 | 503 | 4,759 | 489 | 384 | 0 |
| 4 | 1,401 | 6,301 | 5,851 | 450 | 4,389 | 402 | 202 | 0 |
| 5 | 1,808 | 6,598 | 6,120 | 478 | 4,506 | 427 | 194 | 0 |
| 6 | 1,505 | 7,115 | 6,752 | 363 | 5,122 | 506 | 447 | 0 |
| 7 | 1,667 | 6,846 | 6,338 | 507 | 5,372 | 605 | 469 | 0 |
| 8 | | | | | | | | |
| 9 | | | | | | | | |
| 10 | | | | | | | | |
| 11 | | | | | | | | |
| 12 | | | | | | | | |

| 区分 年月 | 水産食料品(つづき) | | | 乾燥野菜 | コーヒー・茶系飲料 | | | めん類 |
|----------|--------------|--------|--------------|-------|-----------|---------|----------------|--------|
| | ちくわ・蒲鉾類(つづき) | | | | 缶・びん詰 | PETボトル | 乾めん製品 月末在庫量 | |
| | なると・ はんぺん | あげかまぼこ | その他の かまぼこ | | | | | t |
| 平. 22 | 1,066 | 763 | 1,301 | 1,888 | 485,165 | 239,366 | 245,800 | 15,949 |
| 23 | 349 | 2,962 | 3,719 | 1,802 | 411,992 | 192,410 | 219,582 | 16,204 |
| 24 | 306 | 2,107 | 1,731 | 2,001 | 331,193 | 162,694 | 168,499 | 14,249 |
| 25 | 412 | 2,122 | 2,237 | 899 | 349,739 | 163,020 | 186,718 | 17,100 |
| 26 | 327 | 1,874 | 1,946 | 1,804 | 365,575 | 158,391 | 207,183 | 20,829 |
| 27 | 332 | 2,806 | 2,920 | 1,777 | 467,257 | 174,930 | 292,327 | 20,262 |
| 28 | 347 | 1,825 | 2,399 | 892 | 547,575 | 169,591 | 377,984 | 19,352 |
| 平.28.1 | 323 | 2,095 | 2,728 | 1,783 | 489,950 | 181,051 | 308,899 | 23,662 |
| 2 | 272 | 1,506 | 2,679 | 1,783 | 468,874 | 172,888 | 295,986 | 27,871 |
| 3 | 138 | 1,078 | 2,758 | 1,788 | 513,171 | 168,681 | 344,490 | 29,232 |
| 4 | 110 | 947 | 2,704 | 1,780 | 558,312 | 170,655 | 387,658 | 27,912 |
| 5 | 75 | 964 | 2,661 | 1,787 | 608,871 | 165,024 | 443,846 | 25,143 |
| 6 | 88 | 1,615 | 3,160 | 1,783 | 618,405 | 158,795 | 459,610 | 19,654 |
| 7 | 504 | 1,648 | 3,108 | 1,787 | 589,768 | 153,784 | 435,984 | 13,725 |
| 8 | 496 | 2,200 | 3,022 | 1,777 | 648,740 | 206,878 | 441,862 | 11,476 |
| 9 | 617 | 2,659 | 3,327 | 1,787 | 570,393 | 191,532 | 378,861 | 12,409 |
| 10 | 587 | 2,348 | 3,483 | 1,781 | 543,078 | 183,488 | 359,590 | 14,064 |
| 11 | 631 | 2,411 | 3,592 | 1,790 | 529,339 | 175,889 | 353,450 | 17,120 |
| 12 | 347 | 1,825 | 2,399 | 892 | 547,575 | 169,591 | 377,984 | 19,352 |
| 平.29.1 | 386 | 1,543 | 2,134 | 1,784 | 542,060 | 172,868 | 369,192 | 22,197 |
| 2 | 245 | 1,490 | 2,086 | 1,786 | 568,238 | 168,947 | 399,291 | 23,845 |
| 3 | 154 | 1,255 | 2,478 | 1,781 | 594,329 | 175,059 | 419,270 | 27,083 |
| 4 | 104 | 1,039 | 2,641 | 1,789 | 637,429 | 184,445 | 452,984 | 25,905 |
| 5 | 135 | 1,054 | 2,695 | 1,779 | 613,181 | 175,951 | 437,231 | 22,897 |
| 6 | 116 | 1,062 | 2,992 | 1,787 | 668,312 | 179,905 | 488,407 | 18,283 |
| 7 | 118 | 1,127 | 3,052 | 1,780 | 672,660 | 181,797 | 490,863 | 12,116 |
| 8 | | | | | | | | |
| 9 | | | | | | | | |
| 10 | | | | | | | | |
| 11 | | | | | | | | |
| 12 | | | | | | | | |

【利用者のために】

調査方法の概要

この調査は、農林水産省が、食品産業の動向を把握するため、調査の企画・立案から調査の実施・分析に係る業務を一体として一般社団法人食品需給研究センターに請け負わせて実施しているもので、本報告は、毎月調査している食品製造業8部門の品目別生産量の速報値です。

確報値は、速報値公表の3カ月後に公表される月報に掲載いたします。なお、「ちくわ・かまぼこ類」及び「コーヒー・茶系飲料」の1～12月の月次及び年次の確報値は、関係データを入手後、それぞれ以下の月報に掲載いたします。

◎ちくわ・かまぼこ類……翌年12月もしくは翌々年1月公表の月報

◎コーヒー・茶系飲料……翌年4月もしくは翌年5月公表の月報

- 調査時点……………平成29年7月
- 調査方法……………メールによる定点調査
- 調査対象企業・団体……………食品製造業 計597社
- 集計方法……………生産量：各品目における当月の全国生産量(A_1)を
調査対象企業の生産量(B_1)から推計
 $A_1 = \Sigma B_1 / \Sigma C_1 \times 100$ * C_1 ：各企業のシェアの合計
在庫量：各品目における当月の全国在庫量(A_2)を
調査対象企業の在庫量(B_2)から推計
 $A_2 = \Sigma B_2 / \Sigma C_2 \times 100$ * C_2 ：各企業のシェアの合計
- 表中記号……………表中に使用した記号は以下のとおりです。
「-」：事実不詳又は調査を欠くもの
「▲」：負数又は減少したもの
「nc」：計算不能
- ラウンドの関係で合計と内訳が一致しない場合があります。

用語の定義

| | |
|--------|-----------|
| 前年並み | ±1%未満 |
| わずかに | ±1～3%未満 |
| やや | ±3～6%未満 |
| かなりの程度 | ±6～11%未満 |
| かなり大きく | ±11～16%未満 |
| 大幅に | ±16%以上 |

本調査結果は、下記のホームページからご覧いただけます。

一般社団法人食品需給研究センター 【<http://www.fmric.or.jp/stat/>】

発行日 平成29年9月11日発行

一般社団法人 食品需給研究センター

〒114-0024 東京都北区西ヶ原3-1-12

TEL : 03-5567-1991 FAX : 03-5567-1960

<http://www.fmric.or.jp>