

加工食品の輸出入動向

—平成 27 年 3 月—

【概要】（輸入の部）

加工食品（総合）の3月の輸入数量指数は、91.3で対前年同月比▲6.8%とかなりの程度低下した。

加工食品（酒類を除く）は、82.7で対前年同月比▲9.2%とかなりの程度低下した。

部門別にみると、糖類がかなりの程度上昇し、その他の調製食料品、酒類がやや上昇した。一方、飲料が大幅に低下し、畜産加工品、水産加工品がかなり大きく低下し、農産加工品、製穀粉加工品がかなりの程度低下し、調味料がわずかに低下した。

加工食品（総合）の3月の輸入額は、1,373億円に対前年同月比10.7%とかなりの程度増加した。

加工食品（酒類を除く）は、1,174億円に対前年同月比10.3%とかなりの程度増加した。

部門別にみると、農産加工品、調味料、その他の調製食料品が大幅に増加し、製穀粉加工品、菓子、酒類がかなり大きく増加し、糖類がかなりの程度増加した。一方、飲料がやや減少した。

表1 輸入数量指数の動向および輸入額の動向（27年3月）

	加工食品 総合	加工食品 (除酒類)	畜産加工品	水産加工品	農産加工品	製穀粉 加工品	糖類	菓子	飲料	調味料	加工油脂	その他の 調製食料品	酒類
ウエイト	10000.0	8651.0	1659.8	1722.4	1560.0	429.3	571.3	689.3	781.7	271.2	21.2	944.8	1349.0
輸入数量指数	91.3	82.7	104.9	50.6	87.1	75.5	75.9	95.5	80.1	100.7	195.1	89.3	148.0
前年 同月比 (%)	▲ 6.8	▲ 9.2	▲ 14.2	▲ 13.7	▲ 6.2	▲ 8.7	7.7	2.0	▲ 22.6	▲ 2.6	35.4	3.9	3.6
前月比 (%)	▲ 0.0	▲ 4.0	▲ 1.8	▲ 29.3	1.2	11.9	15.6	0.1	▲ 6.9	13.6	15.1	8.3	18.2
単位：百万円													
輸入額	137,314	117,373	23,143	16,348	23,829	6,218	6,015	9,361	11,299	4,250	383	16,527	19,942
前年 同月比 (%)	10.7	10.3	▲ 0.1	2.7	17.8	15.4	6.7	16.0	▲ 5.3	17.5	44.7	36.1	12.7
前月比 (%)	▲ 3.7	▲ 5.4	▲ 9.8	▲ 29.6	4.9	10.9	16.5	2.0	▲ 17.1	8.5	13.4	12.5	8.2

図1 月別輸入数量指数の推移(総合)

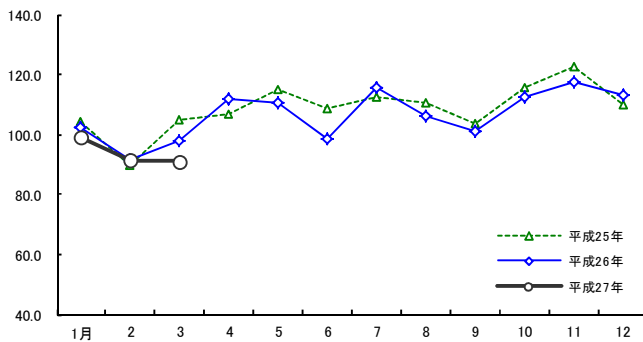


図2 月別輸入額の推移(総合)

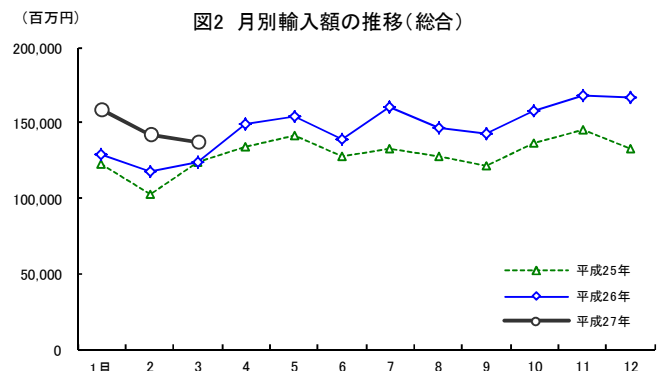


図3 月別輸入数量指数の推移(除酒類)

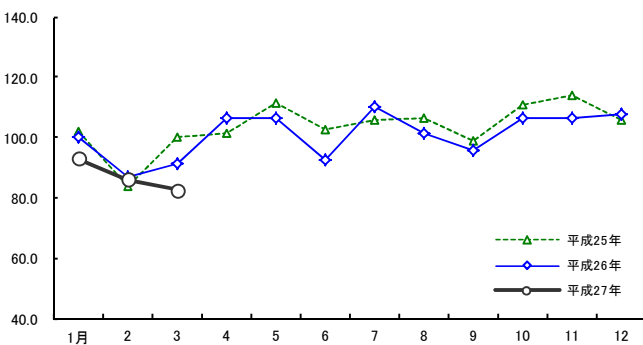


図4 月別輸入額の推移(除酒類)

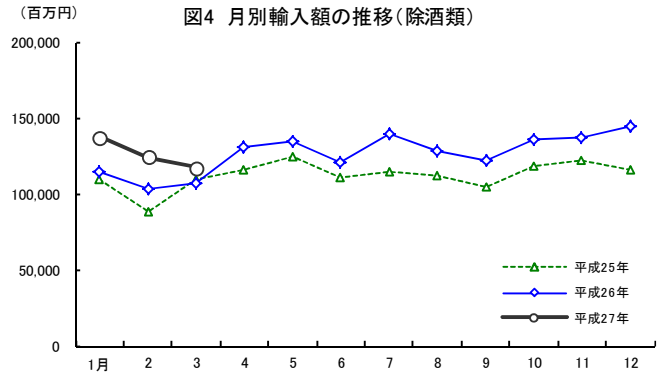


表2 加工食品の輸入数量指数の推移

	加工食品 総合	加工食品 (除く酒類)	畜産加工品	水産加工品	農産加工品		製穀粉 加工品	糖類	菓子	飲料	調味料	加工油脂	その他の 調製食品	酒類	
					野菜部門	果実部門									
ウエイト	10,000	8,651.0	1,659.8	1,722.4	1,560.0	1,093.3	466.7	429.3	571.3	689.3	781.7	271.2	21.2	944.8	1,349.0
指数															
平.21	94.8	95.5	91.1	98.8	91.2	91.6	90.0	95.3	100.9	95.1	101.6	98.2	93.1	98.7	91.4
22	100.0	100.0	100.0	100.0	100.0	100.0	100.0	100.0	100.0	100.0	100.0	100.0	100.0	100.0	100.0
23	114.5	113.8	110.3	105.8	106.6	104.9	111.3	103.7	121.4	102.8	132.9	109.7	110.5	108.1	121.9
24	111.2	112.1	118.8	95.9	112.0	113.2	108.4	105.5	113.5	109.7	113.4	113.3	116.1	113.3	102.2
25	109.2	110.2	116.9	94.6	106.5	108.0	102.2	100.9	113.0	103.3	117.9	108.8	119.0	112.2	98.4
26	105.4	106.1	113.2	92.7	108.6	112.4	98.2	99.5	107.6	103.2	97.1	105.3	139.0	114.3	98.6
平.26.1	105.8	101.3	118.6	87.2	109.7	121.4	84.6	95.9	61.7	117.4	93.0	103.2	177.3	95.5	135.6
2	82.9	76.5	96.4	54.1	76.9	83.8	61.9	75.0	58.7	82.6	75.5	99.2	157.4	78.3	125.7
3	98.9	93.0	118.0	61.0	101.9	110.6	83.3	86.3	91.5	97.2	86.4	92.8	243.9	96.1	138.5
4	108.0	101.4	124.8	82.6	103.8	111.1	88.0	88.5	77.1	94.1	108.3	105.7	222.5	98.5	151.7
5	110.2	102.5	121.8	78.7	106.4	115.2	87.3	85.3	117.4	95.6	120.9	100.0	279.0	92.9	161.3
6	106.6	100.9	120.6	80.9	102.3	110.0	85.6	81.5	109.3	92.0	115.8	96.9	163.3	96.5	144.4
7	112.2	105.6	123.6	85.7	106.2	113.6	90.2	88.6	132.5	102.8	108.7	107.3	225.8	101.6	156.0
8	102.3	95.3	125.0	73.7	93.5	99.2	81.4	83.7	93.9	95.9	95.7	94.9	187.7	84.5	149.0
9	98.3	92.6	106.6	72.6	96.3	103.5	80.7	87.7	60.3	125.8	89.4	102.3	236.4	91.7	136.2
10	109.1	100.9	119.2	77.8	95.7	99.3	87.9	87.5	109.7	148.7	91.8	114.0	247.9	94.0	163.8
11	106.0	95.5	122.0	78.0	88.5	91.7	81.8	84.7	95.7	132.2	72.5	96.4	216.6	87.7	175.6
12	104.8	98.4	119.5	86.8	96.6	103.7	81.3	89.2	97.9	130.1	70.7	95.5	189.2	89.7	147.2
平.27.1	99.1	93.0	107.6	81.8	95.1	102.4	79.4	74.8	73.8	120.1	79.3	98.7	209.6	90.7	139.8
2	91.3	86.2	106.8	71.5	86.1	93.2	70.7	67.4	65.7	95.4	86.1	88.6	169.4	82.4	125.2
3	91.3	82.7	104.9	50.6	87.1	94.6	71.0	75.5	75.9	95.5	80.1	100.7	195.1	89.3	148.0
4															
5															
6															
7															
8															
9															
10															
11															
12															
前年同月比 (%)															
平.20	▲7.6	▲6.2	▲15.5	▲3.9	▲9.1	▲13.8	3.0	6.9	3.4	▲7.8	2.9	▲3.1	▲27.2	0.1	▲14.9
21	▲1.4	▲2.3	0.4	0.9	▲4.0	▲2.8	▲7.1	0.8	▲8.5	▲2.7	▲13.0	▲3.0	22.4	▲0.0	4.2
22	5.5	4.8	9.7	1.2	9.7	9.1	11.1	4.9	▲0.9	5.2	▲1.5	1.8	7.4	1.3	9.4
23	14.5	13.8	10.3	5.8	6.6	4.9	11.3	3.7	21.4	2.8	32.9	9.7	10.5	8.1	21.9
24	▲2.9	▲1.4	7.7	▲9.4	5.1	8.0	▲2.6	1.8	▲6.4	6.8	▲14.7	3.3	5.1	4.8	▲16.1
25	▲1.9	▲1.7	▲1.6	▲1.3	▲4.9	▲4.6	▲5.7	▲4.4	▲0.5	▲5.8	3.9	▲4.0	2.5	▲1.0	▲3.7
26	▲3.4	▲3.8	▲3.2	▲2.0	2.0	4.0	▲4.0	▲1.4	▲4.8	▲0.2	▲17.6	▲3.2	16.8	1.9	0.2
平.26.1	3.7	1.3	1.9	5.6	0.1	▲0.5	2.0	8.8	▲12.9	▲3.4	▲3.1	3.3	▲2.5	2.6	17.1
2	▲9.4	▲12.1	▲11.3	▲18.3	▲8.3	▲5.4	▲15.8	▲5.1	▲35.5	▲20.1	▲1.9	3.0	▲1.9	▲9.6	3.5
3	1.1	2.0	▲3.4	4.2	9.7	12.4	2.6	4.4	29.9	3.9	▲16.6	▲10.2	69.3	11.8	▲3.0
4	▲3.5	▲4.6	0.5	▲8.7	▲2.9	▲3.5	▲1.2	▲7.5	▲18.3	▲13.4	▲4.6	▲2.3	3.6	▲1.8	1.6
5	▲0.3	▲3.6	2.1	▲8.9	▲6.4	▲7.0	▲4.9	▲8.6	10.4	▲4.7	▲6.3	▲8.6	81.0	▲4.7	16.6
6	8.4	8.8	11.5	0.0	11.1	10.9	11.6	6.4	4.2	19.9	7.6	6.5	10.8	13.3	6.7
7	▲3.2	▲3.9	▲6.6	▲2.1	▲3.1	▲2.6	▲4.5	▲2.5	26.7	2.6	▲22.9	▲4.1	4.6	4.3	0.5
8	▲3.6	▲5.7	1.9	▲8.5	▲9.9	▲10.5	▲8.3	▲0.9	2.9	▲4.2	▲15.5	▲3.6	6.6	▲10.0	6.1
9	▲2.7	▲3.0	▲6.3	▲3.2	3.5	3.2	4.1	8.4	▲40.3	8.1	▲12.8	3.8	17.7	5.6	▲1.3
10	▲3.2	▲5.0	▲8.7	▲2.5	▲8.9	▲11.4	▲2.1	▲5.4	8.1	0.7	▲7.8	▲2.3	7.0	▲1.9	5.1
11	▲10.0	▲10.1	▲8.8	▲3.7	▲17.2	▲18.9	▲12.7	▲7.4	▲15.3	▲7.1	▲18.2	▲15.0	23.1	▲7.4	▲9.5
12	▲7.4	▲8.7	▲8.2	▲1.8	▲10.3	▲10.9	▲8.4	▲8.2	▲11.5	▲4.8	▲34.2	▲7.5	6.9	2.0	▲1.5
平.27.1	▲6.3	▲8.2	▲9.3	▲6.2	▲13.3	▲15.7	▲6.2	▲22.0	19.5	2.3	▲14.7	▲4.4	18.2	▲5.0	3.1
2	10.1	12.6	10.8	32.3	12.0	11.2	14.2	▲10.1	11.8	15.5	14.0	▲10.7	7.7	5.2	▲0.4
3	▲7.8	▲11.0	▲11.2	▲17.1	▲14.5	▲14.4	▲14.8	▲12.5	▲17.1	▲1.8	▲7.3	8.5	▲20.0	▲7.1	6.8
4															
5															
6															
7															
8															
9															
10															
11															
12															

資料:財務省「貿易月報」

表3 加工食品の輸入額の推移

単位:百万円

	加工食品 総合	加工食品 (除く酒類)	畜産加工品	水産加工品	農産加工品		製穀粉 加工品	糖類	菓子	飲料	調味料	加工油脂	その他の 調製食料品	酒類	
					野菜部門	果実部門									
平.21	1,290,368	1,116,545	210,721	226,660	196,828	139,229	57,600	58,927	59,397	85,430	113,492	36,641	2,720	125,728	173,823
22	1,341,296	1,160,360	222,632	231,023	209,246	146,643	62,603	57,576	76,628	92,460	104,847	36,380	2,849	126,719	180,935
23	1,511,647	1,312,908	250,994	261,731	226,311	153,880	72,431	61,180	108,870	96,104	129,367	38,935	3,177	136,240	198,739
24	1,550,733	1,344,137	276,618	258,688	243,984	167,279	76,705	63,116	86,127	103,849	130,057	40,907	3,331	137,460	206,596
25	1,757,890	1,516,041	317,851	279,505	278,128	192,577	85,551	72,355	87,931	117,438	152,267	45,619	4,028	160,919	241,849
26	1,835,047	1,568,226	328,930	286,839	286,923	198,845	88,079	76,829	85,065	127,147	136,638	48,390	4,872	186,592	266,822
平.26.1	157,030	137,306	27,955	27,334	26,391	18,929	7,462	6,977	5,186	11,326	11,742	4,066	331	15,997	19,725
2	119,887	101,114	20,968	17,440	18,539	13,024	5,516	5,279	4,491	7,825	8,830	3,723	303	13,715	18,773
3	138,872	119,459	24,186	18,890	24,024	16,715	7,309	6,165	6,572	8,907	9,331	3,599	455	17,330	19,413
4	155,876	133,911	29,319	26,363	24,644	17,115	7,529	6,355	5,808	8,614	12,628	4,064	441	15,676	21,965
5	156,600	133,685	27,832	23,965	25,161	17,646	7,515	6,172	9,121	8,805	13,311	3,968	487	14,864	22,915
6	153,519	132,506	28,404	24,325	24,048	16,933	7,115	5,762	8,165	8,497	13,785	3,783	304	15,432	21,014
7	161,756	139,929	28,789	25,753	25,417	17,713	7,704	6,333	10,148	9,552	12,696	4,310	438	16,494	21,827
8	145,912	124,404	28,636	21,938	22,164	15,299	6,864	6,055	6,943	9,058	11,301	3,711	380	14,218	21,507
9	147,251	124,934	24,761	21,829	23,272	16,204	7,069	6,804	4,909	12,145	10,967	4,204	468	15,575	22,317
10	165,545	140,774	28,279	24,395	23,918	15,922	7,996	6,867	8,369	14,823	12,938	4,714	476	15,994	24,771
11	160,537	131,547	28,087	24,786	22,610	14,951	7,659	6,602	7,324	13,610	9,393	3,901	411	14,822	28,990
12	172,262	148,656	31,714	29,821	26,734	18,393	8,341	7,459	8,028	13,986	9,716	4,346	377	16,475	23,605
平.27.1	158,943	137,138	27,839	27,760	25,258	17,717	7,541	6,091	5,515	12,334	11,716	4,369	392	15,864	21,806
2	142,543	124,117	25,652	23,219	22,719	15,830	6,889	5,608	5,163	9,175	13,634	3,919	338	14,690	18,426
3	137,314	117,373	23,143	16,348	23,829	16,501	7,328	6,218	6,015	9,361	11,299	4,250	383	16,527	19,942
4															
5															
6															
7															
8															
9															
10															
11															
12															
前年同月比 (%)															
21	▲ 13.6	▲ 12.3	▲ 5.3	▲ 10.6	▲ 8.4	▲ 5.9	▲ 13.8	▲ 14.4	▲ 13.6	▲ 16.2	▲ 25.3	▲ 2.4	▲ 0.0	▲ 16.2	▲ 21.4
22	3.9	3.9	5.7	1.9	6.3	5.3	8.7	▲ 2.3	29.0	8.2	▲ 7.6	▲ 0.7	4.7	0.8	4.1
23	12.7	13.1	12.7	13.3	8.2	4.9	15.7	6.3	42.1	3.9	23.4	7.0	11.5	7.5	9.8
24	2.6	2.4	10.2	▲ 1.2	7.8	8.7	5.9	3.2	▲ 20.9	8.1	0.5	5.1	4.9	0.9	4.0
25	13.4	12.8	14.9	8.0	14.0	15.1	11.5	14.6	2.1	13.1	17.1	11.5	20.9	17.1	17.1
26	4.4	3.4	3.5	2.6	3.2	3.3	3.0	6.2	▲ 3.3	8.3	▲ 10.3	6.1	20.9	16.0	10.3
平.26.1	21.2	19.6	21.0	24.0	16.6	17.6	14.1	26.3	3.2	15.4	7.2	17.8	28.8	33.6	33.8
2	1.6	▲ 1.9	▲ 2.4	▲ 3.1	0.9	4.2	▲ 5.9	1.6	▲ 35.5	▲ 8.5	▲ 1.2	12.0	21.3	14.1	25.5
3	11.9	12.3	4.4	18.7	18.7	21.2	13.4	14.4	16.6	10.4	▲ 21.8	▲ 0.5	71.7	42.7	9.7
4	4.3	2.5	6.5	▲ 1.2	3.4	3.2	3.9	▲ 1.2	▲ 13.1	▲ 3.4	▲ 1.9	5.4	11.2	16.2	17.0
5	1.5	▲ 0.5	5.5	▲ 6.3	▲ 3.3	▲ 3.5	▲ 2.7	▲ 1.4	9.3	1.5	▲ 11.4	▲ 2.5	48.8	8.7	15.2
6	10.5	10.0	9.8	0.1	11.0	11.7	9.5	8.2	3.1	28.3	8.0	7.4	12.7	26.0	14.0
7	0.6	0.8	▲ 1.1	0.9	1.0	1.3	0.3	▲ 0.1	25.8	13.6	▲ 26.6	3.8	▲ 2.4	15.5	▲ 1.0
8	▲ 0.7	▲ 2.6	6.9	▲ 7.2	▲ 9.1	▲ 9.2	▲ 8.9	1.4	2.9	▲ 0.5	▲ 13.4	1.1	18.1	0.9	12.6
9	2.8	2.2	▲ 4.7	▲ 2.2	8.3	9.2	6.1	15.6	▲ 37.4	19.8	▲ 6.6	16.0	20.7	21.0	6.7
10	4.7	3.7	▲ 1.8	4.2	▲ 0.2	▲ 2.5	4.7	5.5	3.6	13.8	8.8	10.7	21.6	3.8	10.8
11	▲ 4.1	▲ 3.8	▲ 6.1	0.9	▲ 9.2	▲ 11.6	▲ 4.0	3.0	▲ 15.0	6.8	▲ 11.7	▲ 5.6	19.2	2.7	▲ 5.4
12	3.0	2.5	6.7	8.3	5.0	3.7	8.0	5.0	0.2	4.7	▲ 36.0	10.3	2.7	15.3	5.9
平.27.1	1.2	▲ 0.1	▲ 0.4	1.6	▲ 4.3	▲ 6.4	1.1	▲ 12.7	6.3	8.9	▲ 0.2	7.4	18.4	▲ 0.8	10.6
2	18.9	22.7	22.3	33.1	22.5	21.5	24.9	6.2	15.0	17.3	54.4	5.2	11.3	7.1	▲ 1.8
3	▲ 1.1	▲ 1.7	▲ 4.3	▲ 13.5	▲ 0.8	▲ 1.3	0.3	0.9	▲ 8.5	5.1	21.1	18.1	▲ 15.7	▲ 4.6	2.7
4															
5															
6															
7															
8															
9															
10															
11															
12															

資料:財務省「貿易月報」

【統計表】（輸入の部）

区分 年月	畜						産					
	ソーセージ		ハム・ベーコン		コンビーフ		ビーフジャーキー		牛肉調製品		豚肉調製品	
	増減率		増減率		増減率		増減率		増減率		増減率	
輸入量	t	%	t	%	t	%	t	%	t	%	t	%
平成. 21	40,735	10.7	3,100	▲22.0	647	▲28.2	639	▲18.1	11,614	41.6	167,573	10.6
22	43,347	6.4	4,499	45.1	477	▲26.3	629	▲1.7	10,888	▲6.2	162,508	▲3.0
23	45,702	5.4	4,444	▲1.2	785	64.6	557	▲11.5	10,373	▲4.7	165,011	1.5
24	51,179	12.0	6,645	49.5	458	▲41.6	696	25.0	8,393	▲19.1	180,772	9.6
25	47,692	▲6.8	6,813	2.5	108	▲76.4	358	▲48.5	6,036	▲28.1	192,401	6.4
26	45,583	▲4.4	7,608	11.7	183	69.1	292	▲18.6	6,797	12.6	184,847	▲3.9
平. 26. 1	3,706	▲8.9	486	▲31.0	25	-	16	▲35.8	479	▲14.9	17,515	19.5
2	2,887	▲11.8	492	▲5.5	9	55.7	18	▲49.7	498	33.1	15,440	4.4
3	3,173	▲9.2	327	▲34.1	24	▲12.6	30	▲34.9	540	37.7	17,789	17.9
4	3,607	▲16.0	696	33.5	6	▲5.7	26	▲58.8	742	74.2	19,045	12.8
5	3,836	▲9.2	673	91.5	37	-	25	51.0	616	0.5	19,605	9.0
6	3,450	▲9.2	788	9.6	23	6,984.7	24	▲37.5	696	37.5	17,517	14.9
7	4,456	▲5.2	765	18.4	11	326.7	29	24.4	517	▲3.9	15,059	▲2.6
8	4,583	10.5	800	30.1	11	▲57.3	26	▲16.4	491	4.9	15,895	▲5.5
9	3,816	2.1	566	▲4.6	7	-	27	29.3	513	▲4.4	9,572	▲31.7
10	4,214	8.0	530	▲9.7	14	▲33.1	22	32.8	619	28.2	12,368	▲29.0
11	3,937	▲7.0	563	1.4	0	▲97.0	28	46.3	517	▲20.1	11,870	▲31.7
12	3,918	2.7	923	83.0	16	89.3	20	▲1.4	570	16.3	13,171	▲21.0
平. 27. 1	3,268	▲11.8	748	53.9	11	▲53.9	22	35.5	621	29.7	13,855	▲20.9
2	3,143	8.9	542	10.3	11	30.0	9	▲53.3	511	2.7	13,511	▲12.5
3	3,264	2.9	420	28.3	20	▲16.6	19	▲37.5	498	▲7.7	10,921	▲38.6
4												
5												
6												
7												
8												
9												
10												
11												
12												
3月計	9,675	▲0.9	1,710	31.0	42	▲25.8	49	▲23.7	1,631	7.5	38,287	▲24.5
輸入価格												
平成. 21	436	▲8.2	1,065	▲6.6	539	▲4.1	2,026	▲4.3	442	▲8.6	280	▲15.4
22	426	▲2.4	1,124	5.6	479	▲11.1	2,034	0.4	444	0.5	292	4.3
23	437	2.6	1,055	▲6.2	632	31.9	2,168	6.6	448	0.8	304	4.2
24	454	4.0	997	▲5.5	541	▲14.3	2,242	3.4	478	6.7	302	▲0.7
25	518	14.0	1,249	25.3	701	29.4	2,618	16.8	537	12.5	328	8.7
26	550	6.3	1,227	▲1.8	866	23.6	2,869	9.6	619	15.1	397	21.2
平. 26. 1	537	14.1	1,198	13.5	931	-	2,795	24.3	555	6.8	356	19.7
2	542	9.0	1,248	▲8.8	691	4.7	2,747	11.6	620	5.0	354	12.2
3	539	9.5	1,262	8.1	931	19.0	2,842	15.4	539	▲5.9	356	11.6
4	546	8.4	1,162	▲9.3	609	▲7.2	3,019	14.8	729	33.0	363	13.9
5	542	5.3	1,189	▲4.7	860	-	2,781	▲5.2	579	8.4	377	19.4
6	535	▲0.3	1,202	▲15.9	929	41.5	2,740	8.0	631	15.1	408	28.4
7	537	3.0	1,341	▲2.0	924	5.6	2,904	13.4	617	18.9	412	25.4
8	529	▲1.7	1,494	18.6	932	54.9	2,655	2.8	649	31.5	424	27.1
9	539	1.6	1,125	▲7.4	652	-	2,921	3.5	642	16.7	446	28.1
10	560	3.3	1,118	▲7.4	706	20.2	2,803	▲0.7	595	12.9	446	29.2
11	579	9.6	1,159	▲2.6	752	▲13.9	2,896	4.6	623	12.6	444	29.4
12	615	15.0	1,162	▲1.7	923	14.2	3,339	5.8	608	18.9	456	30.6
平. 27. 1	613	14.1	1,140	▲4.9	1,056	13.4	2,973	6.4	535	▲3.6	445	24.9
2	587	8.4	1,190	▲4.6	1,071	55.0	3,314	20.6	579	▲6.6	441	24.5
3	600	11.4	1,310	3.7	1,112	19.4	3,192	12.3	632	17.4	419	17.8
4												
5												
6												
7												
8												
9												
10												
11												
12												
3月平均	600	23.6	1,197	1.3	1,086	42.6	3,116	29.1	579	4.2	436	40.3

加工食品の輸出入動向

単位 { 輸入量：t
輸入価格：円/kg
増減率：%

加工食品											区 分	
その他畜産調製品		れん乳類		粉 乳 類		バ タ ー		プロセスチーズ		ナチュラルチーズ		
t	増減率	t	増減率	t	増減率	t	増減率	t	増減率	t	増減率	年 月
320,976	0.9	1,722	41.4	28,128	▲12.2	355	▲98.0	8,895	8.2	175,347	▲1.6	
376,606	17.3	1,693	▲1.7	29,083	3.4	2,042	475.1	9,305	4.6	189,775	8.2	22
432,260	14.8	1,475	▲12.9	27,191	▲6.5	14,041	587.6	9,905	6.4	205,357	8.2	23
461,045	6.7	1,542	4.5	32,262	18.6	9,787	▲30.3	9,396	▲5.1	225,220	9.7	24
450,068	▲2.4	1,435	▲7.0	27,310	▲15.3	3,901	▲60.1	9,146	▲2.7	227,045	0.8	25
422,377	▲6.2	1,423	▲0.9	28,859	5.7	10,923	180.0	8,721	▲4.7	223,229	▲1.7	26
37,971	2.3	47	▲71.6	2,589	18.2	14	▲79.6	762	▲22.4	16,059	▲2.0	平. 26. 1
26,318	▲15.6	90	▲43.3	2,478	▲16.0	23	9.4	587	42.2	15,764	▲17.7	2
30,884	▲6.0	227	559.2	4,988	0.8	56	66.8	602	▲5.7	21,651	▲10.7	3
38,289	▲2.2	74	-	294	507.9	19	▲25.8	789	14.2	18,621	▲4.7	4
34,658	▲0.7	72	▲62.9	1,957	▲7.9	464	824.0	960	7.3	17,927	▲2.8	5
35,996	4.3	193	201.6	2,154	0.7	1,098	7,298.6	762	▲11.7	17,183	28.8	6
37,113	▲8.8	110	▲44.8	2,457	47.7	284	1,051.2	883	24.3	19,413	▲13.4	7
35,441	▲1.7	181	55.1	2,699	33.4	1,079	6,507.6	687	▲3.9	20,636	1.7	8
34,242	▲8.0	9	▲94.0	1,765	▲29.2	1,957	8,852.4	551	▲13.1	17,434	7.8	9
36,952	▲10.0	144	▲12.1	2,316	30.8	488	483.9	717	▲22.0	20,613	0.7	10
35,992	▲15.7	103	8.7	2,149	▲14.2	5,019	351.3	680	▲30.2	20,557	8.0	11
38,520	▲9.6	171	82.3	3,014	22.7	422	▲82.6	740	4.1	17,371	▲1.0	12
32,241	▲15.1	87	83.9	2,297	▲11.3	310	2,142.1	727	▲4.7	17,137	6.7	平. 27. 1
29,878	13.5	79	▲12.4	3,246	31.0	1,695	7,116.9	543	▲7.6	18,661	18.4	2
26,932	▲12.8	302	32.9	5,069	1.6	633	1,037.0	458	▲23.8	22,107	2.1	3
											4	
											5	
											6	
											7	
											8	
											9	
											10	
											11	
											12	
89,051	▲6.4	468	28.3	10,613	5.6	2,637	2,737.4	1,728	▲11.5	57,904	8.3	3月計
415	▲6.1	393	▲17.6	220	▲42.3	617	41.3	659	▲6.6	400	▲27.0	21
379	▲8.6	406	3.2	235	6.9	423	▲31.4	681	3.4	399	▲0.4	22
387	2.1	461	13.7	267	14.0	443	4.9	670	▲1.7	399	0.1	23
398	2.8	400	▲13.1	249	▲6.8	285	▲35.7	672	0.4	384	▲3.7	24
476	19.5	448	11.8	351	41.0	478	67.4	711	5.7	452	17.7	25
502	5.6	484	8.1	432	23.0	496	3.8	732	3.0	535	18.2	26
490	16.8	444	33.8	425	44.0	1,468	208.1	737	7.6	503	26.0	平. 26. 1
483	7.7	470	4.0	408	29.7	1,056	25.5	736	4.7	509	25.1	2
488	3.9	445	▲7.4	443	34.8	755	▲7.4	734	3.4	518	25.8	3
488	2.6	429	-	507	12.7	2,513	49.9	773	10.8	524	20.6	4
482	▲3.6	523	22.5	461	37.0	567	▲23.5	728	6.6	531	15.2	5
487	▲2.2	473	▲6.0	469	29.8	542	▲51.3	739	5.2	526	11.9	6
490	0.1	473	3.8	433	34.2	566	▲45.1	696	▲3.6	531	19.6	7
493	1.4	467	2.9	474	22.7	494	▲75.3	726	▲3.8	522	14.7	8
501	4.7	629	26.9	432	18.7	478	▲54.1	718	3.5	544	14.2	9
517	9.1	515	7.1	421	16.3	542	▲13.0	705	▲0.0	540	13.4	10
536	12.5	516	7.9	419	6.1	460	7.4	732	2.7	565	13.7	11
559	14.9	544	20.6	370	▲12.2	524	17.8	763	▲1.4	597	16.1	12
566	15.4	509	14.8	349	▲17.8	407	▲72.2	704	▲4.4	572	13.7	平. 27. 1
559	15.6	560	19.1	319	▲21.7	366	▲65.3	692	▲6.1	534	4.9	2
571	16.9	496	11.4	292	▲34.1	445	▲41.0	656	▲10.7	534	3.0	3
											4	
											5	
											6	
											7	
											8	
											9	
											10	
											11	
											12	
565	27.0	509	27.6	313	▲1.4	390	▲38.3	688	▲1.3	545	34.0	3月平均

区分 年月	畜産加工品 (つづき)				水産							
	アイスクリーム類		フローズンヨーグルト		さけ缶		さけ調製品		にしん		いわし缶	
	増減率		増減率		増減率		増減率		増減率		増減率	
輸入量	t	%	t	%	t	%	t	%	t	%	t	%
21	7,885	▲10.9	216	149.8	495	24.1	10,098	0.7	2,364	7.6	500	4.5
22	7,985	1.3	253	16.8	643	29.9	11,229	11.2	2,460	4.1	643	28.7
23	8,201	2.7	215	▲14.7	567	▲11.9	10,126	▲9.8	2,686	9.2	1,549	140.8
24	9,222	12.5	215	▲0.2	660	16.4	11,401	12.6	2,937	9.4	2,333	50.6
25	8,380	▲9.1	100	▲53.4	465	▲29.5	12,702	11.4	2,487	▲15.3	2,133	▲8.6
26	8,946	6.8	30	▲69.6	454	▲2.3	10,965	▲13.7	2,193	▲11.8	2,019	▲5.3
平. 26.1	475	▲10.6	-	-	10	▲67.3	1,157	▲4.8	207	12.4	190	5.2
2	548	39.3	1	▲90.9	28	▲28.1	955	▲4.0	104	▲7.3	177	▲34.1
3	685	▲3.1	-	-	20	87.4	834	2.3	67	18.8	140	▲30.2
4	833	9.8	-	▲100.0	15	▲48.3	982	▲6.3	121	13.4	137	▲58.6
5	935	44.7	-	▲100.0	29	73.2	1,010	7.8	138	▲31.6	165	93.6
6	930	▲3.6	8	-	25	86.4	886	▲14.5	120	▲20.4	161	132.1
7	1,303	29.2	-	▲100.0	30	▲72.4	907	▲8.1	110	▲35.7	131	▲32.4
8	1,049	26.4	13	1,157.6	42	▲16.7	1,049	▲5.4	128	▲42.6	237	82.2
9	452	▲31.5	7	▲41.8	33	▲56.0	828	▲11.6	218	▲4.9	233	53.1
10	563	▲0.3	1	▲95.5	110	179.3	845	▲30.8	426	10.1	121	▲30.3
11	509	▲26.1	-	▲100.0	90	277.7	790	▲29.5	312	▲14.2	128	▲22.9
12	664	6.0	1	▲74.9	21	▲20.8	724	▲43.6	241	▲19.5	199	9.2
平. 27.1	392	▲17.4	-	-	20	106.2	892	▲22.9	132	▲36.5	137	▲27.8
2	446	▲18.7	-	▲100.0	11	▲59.7	851	▲10.9	116	11.5	248	39.8
3	707	3.2	-	-	42	104.7	548	▲34.3	44	▲34.4	286	104.3
4												
5												
6												
7												
8												
9												
10												
11												
12												
3月計	1,546	▲9.5	-	-	73	25.3	2,291	▲22.2	291	▲23.0	671	32.2
輸入価格												
21	347	▲16.7	224	▲37.8	711	▲15.1	695	▲1.1	366	▲4.3	536	▲7.2
22	318	▲8.4	224	▲0.3	761	7.1	702	1.0	345	▲5.7	528	▲1.5
23	304	▲4.2	207	▲7.3	773	1.5	768	9.4	345	▲0.1	484	▲8.5
24	307	0.9	172	▲16.8	835	8.0	822	7.0	387	12.2	486	0.5
25	381	24.3	247	43.3	975	16.8	785	▲4.5	527	36.2	600	23.4
26	416	9.1	372	50.6	985	1.0	875	11.5	533	1.0	617	2.9
平. 26.1	436	34.6	-	-	595	▲14.3	828	▲1.6	548	33.1	679	23.2
2	419	10.9	820	21.9	941	▲8.3	778	0.2	572	6.6	615	▲0.4
3	371	2.1	-	-	947	▲14.2	908	17.8	691	42.7	658	15.8
4	383	0.9	-	-	1,008	▲1.4	901	15.4	584	▲1.3	641	5.4
5	429	1.3	-	-	1,008	▲3.6	880	17.1	560	▲6.5	583	▲0.4
6	432	7.0	714	-	1,008	▲9.8	906	22.8	465	▲8.5	619	▲0.7
7	431	3.9	-	-	953	10.6	862	10.6	639	▲2.9	567	▲5.9
8	367	2.8	234	▲69.0	904	11.8	828	1.5	531	2.8	569	4.0
9	469	36.7	217	5.5	876	▲20.3	902	12.6	513	▲10.4	552	▲16.9
10	502	37.2	226	10.2	1,144	20.2	904	19.8	509	10.2	703	14.5
11	383	▲8.8	-	-	797	▲38.0	933	17.0	513	▲3.4	590	▲2.2
12	412	12.2	896	333.3	1,528	29.4	913	14.8	487	▲6.0	670	11.5
平. 27.1	448	2.7	-	-	1,010	69.8	907	9.5	443	▲19.2	621	▲8.6
2	374	▲10.8	-	-	1,141	21.2	900	15.6	686	20.0	608	▲1.2
3	402	8.3	-	-	857	▲9.5	956	5.3	489	▲29.2	692	5.2
4												
5												
6												
7												
8												
9												
10												
11												
12												
3月平均	405	14.5	-	-	944	3.5	916	14.3	547	18.1	646	10.7

加工食品の輸出入動向

単位 { 輸入量：t
輸入価格：円/kg
増減率：%

加工食品											区分	
いわし調製品		かつお缶		まぐろ缶		かつお・まぐろ類 調製品		かつお節		さば		
増減率		増減率		増減率		増減率		増減率		増減率		年月
t	%	t	%	t	%	t	%	t	%	t	%	
1,791	▲11.1	11,796	21.4	23,082	▲4.5	9,080	▲8.0	5,581	▲33.5	6,471	11.7	21
1,579	▲11.8	12,211	3.5	24,568	6.4	6,772	▲25.4	3,832	▲31.3	8,139	25.8	22
1,820	15.2	15,350	25.7	26,654	8.5	6,382	▲5.8	4,573	19.3	11,060	35.9	23
2,041	12.1	16,388	6.8	26,901	0.9	6,727	5.4	5,861	28.1	11,778	6.5	24
1,866	▲8.6	16,276	▲0.7	25,159	▲6.5	6,828	1.5	5,367	▲8.4	12,450	5.7	25
2,260	21.1	16,493	1.3	25,733	2.3	7,916	15.9	4,114	▲23.3	13,669	9.8	26
337	26.8	1,000	▲23.2	1,619	22.3	563	▲28.4	424	▲8.2	1,281	30.9	平.26.1
147	43.7	889	▲12.0	1,763	8.5	425	134.7	190	▲8.2	848	▲5.7	2
137	121.5	1,310	27.9	2,275	40.8	419	▲29.7	283	8.6	969	38.6	3
191	11.7	1,458	▲4.9	2,033	▲23.5	546	▲24.7	278	▲47.3	1,351	30.7	4
182	68.7	1,304	▲13.5	2,238	▲9.1	671	▲9.5	320	▲44.5	987	▲7.7	5
247	104.6	1,660	2.2	2,188	6.1	892	6.1	427	▲22.1	1,193	14.7	6
153	▲5.6	2,019	20.6	2,633	▲11.4	1,119	80.2	471	▲29.8	1,221	7.2	7
150	12.1	1,339	▲18.0	2,210	▲6.4	683	38.6	362	▲20.7	927	▲20.2	8
165	8.9	1,342	17.3	2,226	15.4	798	145.3	321	▲28.1	1,248	16.0	9
177	6.0	1,419	8.6	2,501	12.3	553	7.3	409	▲26.5	1,235	13.6	10
129	▲14.3	1,292	▲3.3	1,707	▲11.4	495	34.8	317	▲5.2	1,047	▲6.7	11
247	▲9.7	1,463	23.5	2,339	17.3	752	18.3	311	▲2.8	1,362	19.0	12
325	▲3.6	1,266	26.7	2,206	36.2	516	▲8.4	422	▲0.4	1,223	▲4.6	平.27.1
152	3.2	1,300	46.3	2,216	25.7	457	7.5	245	29.0	1,199	41.4	2
55	▲60.0	1,211	▲7.5	1,856	▲18.4	462	10.1	212	▲25.2	812	▲16.2	3
												4
												5
												6
												7
												8
												9
												10
												11
												12
531	▲14.4	3,778	18.1	6,279	11.0	1,434	1.9	880	▲2.0	3,234	4.4	3月計
316	▲3.1	462	▲18.1	445	▲16.7	419	▲23.9	502	▲30.9	572	▲4.1	21
292	▲7.6	421	▲8.9	413	▲7.3	414	▲1.4	484	▲3.6	543	▲5.0	22
291	▲0.3	433	2.9	442	7.0	474	14.5	625	29.1	547	0.7	23
320	10.2	485	11.9	504	14.1	558	17.7	677	8.4	614	12.3	24
370	15.5	571	17.8	608	20.5	662	18.7	756	11.7	681	10.9	25
413	11.5	539	▲5.6	596	▲1.8	551	▲16.7	686	▲9.3	746	9.7	26
386	24.4	570	12.4	640	18.5	661	8.4	740	6.6	771	25.1	平.26.1
421	35.7	544	8.1	612	10.1	636	4.2	719	▲4.8	693	10.4	2
435	21.2	550	5.5	614	4.6	597	▲9.8	690	▲8.1	696	18.3	3
418	26.3	534	▲2.4	573	▲5.1	555	▲15.3	769	▲0.2	734	9.1	4
423	9.3	532	▲11.4	575	▲8.1	541	▲21.7	698	▲14.7	735	3.5	5
434	20.9	518	▲11.9	580	▲9.5	487	▲30.6	641	▲17.7	736	7.4	6
391	0.8	527	▲14.6	571	▲8.2	487	▲30.2	610	▲16.4	730	5.4	7
442	25.1	514	▲14.6	579	▲5.6	529	▲21.3	597	▲19.2	794	14.8	8
360	▲9.3	548	▲6.0	595	▲3.3	539	▲17.3	604	▲19.7	730	4.2	9
470	16.5	558	▲2.9	592	▲3.8	581	▲10.0	691	▲6.6	759	10.8	10
401	▲3.7	550	▲4.3	614	0.4	544	▲16.3	751	▲1.6	771	7.1	11
396	▲4.1	543	▲6.7	630	3.1	592	▲8.7	797	1.4	788	9.1	12
428	10.8	538	▲5.7	608	▲5.0	594	▲10.1	802	8.3	787	2.1	平.27.1
450	6.8	566	4.1	611	▲0.3	538	▲15.4	840	16.8	782	12.8	2
644	48.1	601	9.2	631	2.8	578	▲3.1	768	11.2	676	▲2.9	3
												4
												5
												6
												7
												8
												9
												10
												11
												12
456	43.8	568	11.2	616	9.4	571	▲9.3	804	11.1	757	23.5	3月平均

区分 年月	水産加工品(つづ)											
	かたくちいわし		加工うなぎ		魚卵調製品		かに缶		かに調製品		えび調製品	
	輸入量	増減率	輸入量	増減率	輸入量	増減率	輸入量	増減率	輸入量	増減率	輸入量	増減率
	t	%	t	%	t	%	t	%	t	%	t	%
21	1,130	11.4	20,460	21.6	9,686	▲5.3	98	▲59.7	13,852	▲6.2	64,705	0.6
22	1,082	▲4.2	22,938	12.1	2,176	▲77.5	178	81.3	13,245	▲4.4	70,657	9.2
23	1,326	22.5	14,642	▲36.2	3,497	60.7	492	175.8	13,696	3.4	76,707	8.6
24	1,457	9.9	8,990	▲38.6	8,500	143.0	749	52.3	14,574	6.4	78,187	1.9
25	1,025	▲29.7	8,081	▲10.1	7,135	▲16.1	1,633	118.1	13,658	▲6.3	72,889	▲6.8
26	1,302	27.0	9,260	14.6	7,486	4.9	3,360	105.8	11,236	▲17.7	59,665	▲18.1
平. 26.1	93	23.7	655	12.6	709	8.3	268	197.1	1,463	15.3	5,552	▲12.1
2	127	162.9	650	▲1.5	382	▲20.7	181	220.3	572	▲31.7	4,104	▲28.4
3	112	63.5	619	10.5	427	21.9	127	412.0	787	11.5	4,062	▲20.2
4	96	82.0	1,617	23.5	582	12.3	271	128.1	913	▲30.3	4,758	▲32.7
5	96	▲11.9	1,330	30.4	489	▲18.2	260	110.8	940	▲29.8	4,482	▲29.1
6	60	▲16.4	1,044	▲2.0	753	29.0	242	123.0	925	▲10.6	4,544	▲24.7
7	103	7.3	1,212	68.1	697	17.7	370	850.6	797	▲21.6	5,165	▲23.3
8	91	64.4	684	85.5	651	10.4	260	26.2	546	▲44.3	4,593	▲23.4
9	107	39.3	219	▲51.4	576	▲19.1	262	155.0	753	▲25.7	4,729	▲11.4
10	163	53.3	185	▲55.1	675	10.1	269	34.2	1,119	1.0	5,949	▲0.1
11	129	0.3	437	7.3	797	15.0	408	69.4	1,175	▲23.9	5,535	▲9.0
12	125	▲8.4	608	15.8	746	▲0.1	444	37.8	1,246	▲17.0	6,192	▲0.3
平. 27.1	108	16.4	1,018	55.5	704	▲0.6	425	58.9	946	▲35.3	4,879	▲12.1
2	59	▲53.3	1,069	64.5	618	61.8	272	50.8	689	20.4	4,078	▲0.6
3	59	▲47.7	864	39.7	255	▲40.3	152	20.2	544	▲30.9	3,367	▲17.1
4												
5												
6												
7												
8												
9												
10												
11												
12												
3月計	226	▲31.8	2,951	53.5	1,578	3.9	850	47.8	2,179	▲22.8	12,324	▲10.2
輸入価格												
21	1,098	▲9.7	1,130	▲24.2	1,587	▲11.6	835	▲34.3	1,553	▲9.3	799	▲6.5
22	1,039	▲5.4	1,605	42.0	1,858	17.0	951	14.0	1,370	▲11.7	767	▲4.1
23	1,003	▲3.4	2,322	44.7	1,979	6.5	1,098	15.4	1,512	10.4	809	5.6
24	1,042	3.8	3,240	39.5	1,304	▲34.1	1,447	31.8	1,542	2.0	832	2.8
25	1,271	22.0	2,949	▲9.0	1,571	20.4	2,032	40.4	1,594	3.4	1,043	25.4
26	1,249	▲1.7	2,587	▲12.3	1,488	▲5.3	1,989	▲2.1	1,665	4.4	1,290	23.6
平. 26.1	1,271	2.6	2,882	▲8.5	1,516	5.0	2,076	22.1	1,735	21.7	1,240	40.2
2	1,164	▲15.9	2,925	▲7.4	1,649	18.6	1,566	▲15.4	1,507	11.8	1,255	41.1
3	956	▲21.0	2,822	▲7.0	1,575	1.1	1,702	26.4	1,434	7.8	1,277	39.7
4	1,287	▲2.9	2,837	▲8.4	1,537	▲1.3	1,656	1.0	1,551	▲1.1	1,319	33.1
5	983	▲10.2	2,643	▲12.3	1,508	▲1.9	1,891	▲3.4	1,574	▲4.7	1,261	24.6
6	1,744	12.2	2,465	▲11.3	1,472	▲5.6	2,112	0.4	1,540	▲0.2	1,334	27.3
7	1,302	▲10.5	2,268	▲16.5	1,493	▲15.3	2,128	▲11.4	1,562	3.1	1,246	19.7
8	1,352	▲8.0	2,236	▲17.6	1,322	▲16.8	1,979	▲2.1	1,868	0.2	1,270	16.2
9	1,250	7.5	2,460	▲7.7	1,589	▲4.8	2,214	5.0	1,929	4.0	1,255	10.6
10	1,092	▲11.6	2,479	▲12.0	1,538	▲2.9	2,088	▲5.4	1,632	▲1.4	1,285	14.0
11	1,454	21.8	2,315	▲20.4	1,385	▲10.5	2,027	1.7	1,718	4.0	1,293	11.3
12	1,393	15.9	2,397	▲22.3	1,421	▲10.9	2,047	▲7.6	1,840	14.7	1,410	15.8
平. 27.1	1,465	15.3	2,549	▲11.5	1,410	▲7.0	2,015	▲3.0	1,890	9.0	1,386	11.8
2	1,891	62.4	2,590	▲11.5	1,433	▲13.1	2,030	29.6	1,786	18.5	1,264	0.8
3	1,476	54.5	2,607	▲7.6	1,575	▲0.0	1,476	▲13.3	1,550	8.1	1,284	0.5
4												
5												
6												
7												
8												
9												
10												
11												
12												
3月平均	1,579	24.9	2,581	▲17.2	1,446	▲0.5	1,923	13.2	1,772	28.6	1,318	47.3

加工食品の輸出入動向

単位 { 輸入量：t
輸入価格：円/kg
増減率：%

き)						農 産 加 工 品						区 分		
いか調製品		あわび調製品		その他水産調製品		野 菜 部 門		ピクルス類		梅調製品			調製トマト	
増減率		増減率		増減率		増減率		増減率		増減率		増減率		年 月
t	%	t	%	t	%	t	%	t	%	t	%	t	%	
44,535	3.0	217	▲15.6	129,238	▲1.4	30,611	1.2	7,283	9.4	99,201	2.6		21	
44,176	▲0.8	287	32.1	143,888	11.3	34,177	11.6	8,529	17.1	102,066	2.9		22	
48,319	9.4	316	10.1	152,367	5.9	37,890	10.9	9,041	6.0	106,148	4.0		23	
41,560	▲14.0	322	1.8	114,078	▲25.1	40,650	7.3	8,109	▲10.3	112,365	5.9		24	
47,044	13.2	252	▲21.8	113,324	▲0.7	39,670	▲2.4	7,071	▲12.8	110,988	▲1.2		25	
49,890	6.0	290	15.2	115,469	1.9	38,329	▲3.4	6,255	▲11.5	110,584	▲0.4		26	
4,491	1.0	8	▲36.0	12,283	22.1	3,597	10.7	504	▲21.7	9,973	▲4.4	平.	26.1	
2,339	▲13.6	3	▲77.3	5,983	▲22.1	2,161	▲13.2	349	▲27.8	7,599	▲14.5		2	
2,933	7.7	8	▲47.3	7,452	15.1	3,525	28.2	544	6.0	11,053	10.3		3	
4,246	▲0.7	7	▲45.8	10,633	11.1	3,434	▲7.7	547	▲21.9	10,039	▲1.3		4	
4,630	8.1	33	68.1	9,795	1.0	3,618	▲0.9	561	▲19.4	9,452	▲26.9		5	
4,762	29.2	55	29.4	9,901	10.5	3,143	▲0.5	613	1.1	9,818	17.3		6	
5,179	18.8	53	82.1	9,725	▲8.5	3,620	▲5.6	657	▲13.7	9,473	2.7		7	
4,281	4.7	20	▲41.1	10,324	▲2.2	2,806	▲17.6	545	▲8.6	12,665	11.1		8	
4,477	4.0	54	426.1	9,759	2.5	3,128	▲4.2	445	▲17.5	11,068	57.4		9	
4,141	4.9	7	▲82.0	9,162	▲5.0	3,251	▲1.3	470	▲21.5	5,430	▲19.5		10	
4,188	11.2	28	311.5	9,455	0.5	2,766	▲19.0	476	▲3.4	6,716	▲13.6		11	
4,223	▲5.2	13	▲10.1	10,996	▲1.1	3,280	▲4.6	544	23.4	7,300	▲8.8		12	
3,965	▲11.7	8	10.4	11,461	▲6.7	2,743	▲23.7	537	6.4	8,389	▲15.9	平.	27.1	
3,706	58.4	8	157.2	9,655	61.4	2,871	32.9	562	61.0	7,561	▲0.5		2	
2,462	▲16.0	9	18.5	5,583	▲25.1	2,385	▲32.3	407	▲25.3	10,577	▲4.3		3	
													4	
													5	
													6	
													7	
													8	
													9	
													10	
													11	
													12	
10,133	3.8	26	38.8	26,699	3.8	7,999	▲13.8		▲100.0	26,527	▲7.3	3月計		
381	▲8.1	4,181	▲26.9	469	▲7.4	159	▲3.3	325	▲13.4	120	5.3		21	
408	6.9	4,016	▲3.9	438	▲6.7	168	5.4	340	4.5	101	▲15.6		22	
476	16.7	3,991	▲0.6	467	6.6	180	7.0	373	9.9	93	▲7.8		23	
470	▲1.2	3,937	▲1.3	511	9.4	168	▲6.4	396	6.1	96	3.0		24	
497	5.8	4,726	20.0	548	7.3	204	21.2	477	20.3	119	24.2		25	
514	3.3	4,351	▲7.9	571	4.1	248	21.5	533	11.9	129	8.4		26	
544	15.4	6,921	118.8	583	8.3	234	30.0	567	28.6	127	23.6	平.	26.1	
540	11.3	7,080	45.3	606	12.3	245	30.3	533	33.0	134	17.3		2	
537	15.2	6,972	98.7	536	3.4	233	18.9	482	22.4	126	12.0		3	
538	10.5	4,846	▲24.1	537	▲0.2	241	15.5	551	11.0	125	0.6		4	
504	▲2.9	3,723	▲21.2	518	▲2.7	237	15.8	520	7.6	123	1.3		5	
491	▲5.0	3,524	▲25.4	525	▲8.0	236	11.8	516	10.8	131	7.2		6	
490	▲0.7	3,994	▲15.2	545	1.6	244	18.2	557	18.7	133	10.1		7	
451	▲7.8	3,645	▲12.0	542	2.1	241	18.1	485	0.4	123	▲2.2		8	
473	0.8	4,066	▲31.0	540	▲3.4	250	24.7	596	11.2	132	12.8		9	
501	4.8	5,925	37.1	598	11.4	256	19.1	514	▲1.5	134	5.2		10	
546	0.5	4,922	▲30.8	622	8.0	267	30.1	492	▲12.9	135	16.6		11	
582	7.8	6,958	12.6	688	17.0	294	33.7	589	30.0	137	6.8		12	
569	4.6	4,359	▲37.0	661	13.3	292	25.0	531	▲6.3	137	8.0	平.	27.1	
552	2.2	5,553	▲21.6	608	0.4	293	19.5	551	3.5	123	▲8.7		2	
512	▲4.6	6,287	▲9.8	574	7.2	286	22.4	552	14.6	129	2.2		3	
													4	
													5	
													6	
													7	
													8	
													9	
													10	
													11	
													12	
549	15.9	5,435	40.2	623	16.9	291	54.9	544	31.4	130	18.3	3月平均		

区分 年月	農産加工品													
	野菜のこ										ばれいしょ		スイートコーン	
	トマト・ユレ・ヘー・スト	計		きのこ缶		他調製品								
	輸入量	t	%	t	%	t	%	t	%	t	%	t	%	
21	90,473	▲17.5	24,095	▲16.3	11,517	▲30.7	12,578	3.4	306,466	0.7	47,791	▲1.7		
22	98,380	8.7	26,900	11.6	12,838	11.5	14,062	11.8	335,052	9.3	49,174	2.9		
23	115,115	17.0	27,798	3.3	13,868	8.0	13,930	▲0.9	330,525	▲1.4	56,053	14.0		
24	142,585	23.9	27,219	▲2.1	13,556	▲2.3	13,664	▲1.9	365,241	10.5	59,745	6.6		
25	140,932	▲1.2	26,638	▲2.1	13,010	▲4.0	13,628	▲0.3	330,634	▲9.5	55,150	▲7.7		
26	123,919	▲12.1	25,129	▲5.7	13,195	1.4	11,934	▲12.4	311,983	▲5.6	54,529	▲1.1		
平.26.1	14,716	▲10.6	2,486	2.5	1,240	10.0	1,246	▲4.0	28,164	▲14.4	4,075	2.7		
2	9,547	▲6.1	1,535	▲20.0	908	4.0	626	▲40.0	24,948	38.2	3,094	▲22.7		
3	14,099	43.6	2,150	10.5	1,237	19.4	912	0.4	25,342	29.9	3,879	▲1.7		
4	10,636	▲2.2	1,961	▲13.4	993	▲8.5	967	▲18.0	26,789	0.6	5,985	9.8		
5	17,923	2.9	1,791	▲19.2	962	▲20.7	830	▲17.4	31,057	3.0	4,939	3.0		
6	10,806	▲24.3	2,048	4.6	1,094	6.3	953	2.8	33,488	33.6	4,649	14.7		
7	12,577	▲6.8	2,010	▲11.3	1,190	15.5	820	▲33.6	31,110	▲4.2	5,438	7.0		
8	8,479	▲18.9	1,985	1.3	922	3.1	1,063	▲0.2	23,770	▲21.3	4,320	▲13.7		
9	6,934	13.4	2,174	0.4	925	▲5.8	1,249	5.6	23,678	▲12.0	5,174	▲6.2		
10	5,724	▲40.0	2,285	▲12.1	1,049	▲17.9	1,236	▲6.4	23,153	▲22.4	4,739	▲8.7		
11	5,451	▲50.6	2,248	▲5.5	1,285	1.2	963	▲13.2	18,103	▲38.5	3,766	▲6.8		
12	7,027	▲37.6	2,457	▲3.4	1,390	16.4	1,067	▲20.9	22,382	▲24.0	4,470	8.9		
平.27.1	9,373	▲36.3	1,967	▲20.9	1,069	▲13.7	898	▲27.9	24,087	▲14.5	3,815	▲6.4		
2	8,400	▲12.0	1,917	24.9	1,274	40.2	643	2.6	21,430	▲14.1	3,553	14.9		
3	9,904	▲29.8	1,193	▲44.5	559	▲54.8	634	▲30.5	33,461	32.0	4,736	22.1		
4														
5														
6														
7														
8														
9														
10														
11														
12														
3月計	27,677	▲27.9	5,077	▲17.7	2,902	▲14.3	2,175	▲21.9	78,978	0.7	12,104	9.6		
輸入価格														
21	124	13.0	229	▲4.6	205	▲7.3	251	▲5.7	117	▲3.8	146	▲8.6		
22	103	▲16.7	231	0.7	212	3.8	247	▲1.6	111	▲5.0	139	▲4.5		
23	90	▲13.2	243	5.3	225	6.1	260	5.2	111	0.5	125	▲9.8		
24	88	▲1.3	253	4.1	224	▲0.7	282	8.3	111	▲0.8	134	6.5		
25	112	27.1	311	23.1	272	21.5	349	23.8	136	22.9	166	24.4		
26	130	15.8	329	5.8	288	6.1	374	7.3	141	3.6	180	8.6		
平.26.1	136	30.0	353	20.8	322	17.5	383	24.5	141	18.5	186	20.7		
2	139	25.8	304	7.3	270	0.5	353	19.4	137	▲0.3	166	4.3		
3	124	14.2	308	4.3	266	5.2	366	6.1	139	▲2.4	165	▲3.5		
4	136	15.0	316	14.5	274	10.4	358	19.2	139	▲0.4	163	1.7		
5	121	9.3	324	7.6	264	2.6	393	11.2	134	▲3.7	166	7.0		
6	127	12.4	325	▲0.9	292	9.0	362	▲8.1	132	▲8.0	167	▲11.9		
7	129	17.3	326	0.2	256	▲8.9	429	18.1	133	▲2.8	183	3.2		
8	122	13.7	330	▲11.4	256	▲16.1	395	▲8.2	135	0.3	193	6.8		
9	129	9.2	341	0.8	311	1.3	363	▲0.4	142	4.6	195	25.1		
10	132	17.8	332	6.5	303	9.9	357	2.9	145	7.5	194	20.3		
11	133	12.0	312	2.3	286	10.9	347	▲3.4	149	8.9	202	27.2		
12	146	18.5	360	15.8	338	22.7	389	13.6	175	28.6	188	7.8		
平.27.1	150	10.3	360	2.2	300	▲6.7	432	12.7	151	7.4	193	3.4		
2	139	0.2	356	17.2	289	6.9	489	38.7	152	10.8	187	12.8		
3	142	14.4	335	8.6	274	3.0	389	6.1	156	12.4	210	26.9		
4														
5														
6														
7														
8														
9														
10														
11														
12														
3月平均	144	34.2	353	21.4	290	9.4	436	38.8	154	18.0	198	22.5		

加工食品の輸出入動向

単位 { 輸入量：t
輸入価格：円/kg
増減率：%

(づ き)										区 分		
(づ き)												
ヤング コーンコブ		たけのこ		アスパラガス		計		豆 缶		他調製品		年 月
t	増減率	t	増減率	t	増減率	t	増減率	t	増減率	t	増減率	
3,179	5.1	75,913	▲20.1	1,193	▲12.0	71,239	▲4.8	715	6.1	70,524	▲4.9	21
3,020	▲5.0	83,749	10.3	1,340	12.3	74,346	4.4	567	▲20.8	73,779	4.6	22
3,684	22.0	84,130	0.5	1,195	▲10.9	77,665	4.5	708	25.0	76,957	4.3	23
3,995	8.4	84,132	0.0	1,509	26.3	77,148	▲0.7	996	40.7	76,151	▲1.0	24
4,475	12.0	79,972	▲4.9	1,184	▲21.6	74,557	▲3.4	887	▲11.0	73,670	▲3.3	25
3,746	▲16.3	78,013	▲2.4	979	▲17.3	72,134	▲3.2	980	10.5	71,154	▲3.4	26
288	14.0	7,762	0.8	86	▲30.9	6,759	▲0.1	56	79.4	6,703	▲0.5	平. 26.1
312	▲9.9	4,384	▲20.4	98	112.6	4,535	▲8.3	68	61.8	4,467	▲8.9	2
165	▲59.8	7,766	15.6	21	▲67.4	7,316	2.8	73	109.5	7,243	2.2	3
352	▲27.2	6,478	▲8.8	23	▲79.8	5,558	▲18.9	63	1.3	5,495	▲19.0	4
333	▲22.3	6,292	▲12.7	53	▲73.4	6,123	▲15.6	67	▲25.7	6,056	▲15.5	5
326	▲7.9	5,670	4.0	195	115.0	6,002	13.2	88	156.0	5,913	12.3	6
430	32.3	5,787	▲5.5	196	29.5	6,306	5.2	139	61.7	6,166	4.3	7
313	▲41.4	5,733	▲0.8	79	22.2	5,312	▲4.7	131	▲21.6	5,181	▲4.2	8
262	▲38.7	6,518	0.0	59	0.2	6,158	7.6	92	▲21.3	6,066	8.2	9
413	13.2	6,940	▲0.6	63	▲29.7	5,740	▲1.7	22	▲74.5	5,718	▲0.6	10
283	▲7.9	7,228	▲2.4	51	▲63.8	5,753	▲13.6	111	0.9	5,642	▲13.8	11
270	11.8	7,458	▲0.4	55	41.9	6,573	0.6	69	169.5	6,504	▲0.0	12
264	▲8.2	7,412	▲4.5	71	▲16.7	6,126	▲9.4	61	8.9	6,065	▲9.5	平. 27.1
200	▲36.0	6,610	50.8	67	▲32.1	5,737	26.5	45	▲33.8	5,692	27.4	2
370	124.1	4,220	▲45.7	39	88.7	5,048	▲31.0	69	▲6.3	4,979	▲31.3	3
												4
												5
												6
												7
												8
												9
												10
												11
												12
833	9.0	18,242	▲8.4	177	▲13.3	16,911	▲9.1	174	▲11.4	16,736	▲9.1	3月計
127	▲9.0	140	0.0	234	▲26.7	91	▲6.6	140	▲15.9	90	▲6.5	21
127	0.2	143	2.4	245	4.7	94	3.3	170	21.7	93	3.2	22
115	▲9.2	145	1.4	264	7.9	95	0.9	141	▲17.0	94	1.1	23
120	4.2	153	5.2	269	2.0	96	1.4	147	3.7	96	1.2	24
152	26.4	176	14.9	361	34.0	112	16.7	191	30.3	111	16.5	25
169	11.7	194	10.5	432	19.6	124	10.7	242	26.6	123	10.2	26
150	6.8	188	15.7	393	27.5	117	15.2	209	▲2.5	117	15.0	平. 26.1
164	7.5	178	5.3	416	45.9	116	3.9	134	▲16.8	116	4.1	2
189	39.0	181	7.9	405	27.3	117	6.7	228	19.8	115	6.1	3
172	10.3	194	15.1	402	24.5	120	11.1	227	29.1	119	10.6	4
161	3.3	200	11.1	426	16.9	121	6.4	271	37.4	120	5.9	5
169	13.8	188	8.9	403	26.7	126	9.4	219	▲6.6	125	9.0	6
148	▲9.2	194	7.2	452	7.2	123	5.9	210	16.8	121	5.0	7
181	21.3	183	5.7	416	▲2.7	125	7.4	214	16.2	123	7.4	8
165	7.4	180	7.8	499	27.0	128	9.8	449	177.4	123	6.5	9
158	7.8	202	16.4	502	30.2	127	13.5	220	37.6	126	13.9	10
196	23.9	206	7.9	407	11.3	132	16.6	222	7.4	130	16.7	11
206	26.2	224	14.0	470	14.4	138	20.1	280	▲33.0	137	20.0	12
205	36.7	217	15.4	537	36.8	137	17.0	255	21.9	136	16.7	平. 27.1
172	5.1	221	23.8	459	10.1	136	17.3	211	57.6	136	17.1	2
187	▲1.1	223	23.2	492	21.3	138	18.3	235	3.4	136	18.3	3
												4
												5
												6
												7
												8
												9
												10
												11
												12
189	32.5	220	32.3	498	62.4	137	27.8	236	26.9	136	27.4	3月平均

区分 年月	農 産 加 工 品											
	野菜部門(つづき)			果 実						落花生		
	その他野菜調製品		ジャム・ゼリー		果実・ナットの ピューレ・ペースト		ピーナッツバター		落花生調製品		いった落花生	
	増減率		増減率		増減率		増減率		増減率		増減率	
輸入量	t	%	t	%	t	%	t	%	t	%	t	%
21	215,459	4.3	10,696	2.0	4,800	▲49.4	4,277	▲21.6	44,857	16.6	7,811	42.7
22	240,523	11.6	11,969	11.9	5,818	21.2	5,232	22.3	48,386	7.9	10,255	31.3
23	259,781	8.0	12,816	7.1	6,327	8.7	4,568	▲12.7	49,426	2.1	9,111	▲11.2
24	274,573	5.7	12,327	▲3.8	6,087	▲3.8	4,887	7.0	44,924	▲9.1	8,281	▲9.1
25	270,616	▲1.4	11,189	▲9.2	6,137	0.8	5,058	3.5	42,447	▲5.5	7,523	▲9.1
26	265,128	▲2.0	9,385	▲16.1	6,017	▲2.0	4,515	▲10.7	41,590	▲2.0	6,657	▲11.5
平.26.1	26,652	12.6	793	▲35.2	524	105.5	359	▲30.9	3,426	▲1.6	998	▲15.4
2	16,357	▲14.3	801	▲11.1	660	71.3	287	▲4.2	2,975	▲14.4	285	▲29.1
3	21,504	2.1	816	16.1	498	▲9.3	375	▲8.5	3,814	6.2	354	▲20.6
4	24,236	0.2	784	▲15.5	788	0.8	417	▲16.4	3,660	▲8.3	431	▲14.4
5	22,249	▲6.3	760	▲13.0	644	1.3	282	▲57.1	3,305	▲9.4	523	16.9
6	20,782	7.5	639	▲22.3	362	57.8	472	84.0	3,778	44.0	286	▲1.0
7	22,387	▲1.6	815	▲22.3	535	84.6	435	▲1.2	3,880	▲1.9	407	6.3
8	20,102	▲10.0	830	▲33.9	400	25.5	272	▲43.0	3,622	2.0	266	▲16.2
9	22,070	7.4	724	▲5.0	457	▲28.9	441	38.4	2,757	0.4	278	▲6.6
10	23,258	▲2.9	837	▲36.1	325	▲59.7	407	▲7.1	3,329	▲6.4	389	▲6.2
11	21,811	▲9.4	736	▲4.6	455	▲23.0	455	19.3	3,390	▲11.7	1,178	▲5.2
12	23,720	▲8.3	849	7.7	370	▲43.3	314	▲13.3	3,653	▲8.3	1,262	▲21.2
平.27.1	22,796	▲14.5	767	▲3.2	863	64.9	268	▲25.4	3,917	14.3	714	▲28.5
2	20,420	24.8	566	▲29.4	358	▲45.8	341	19.0	3,319	11.6	375	31.4
3	15,546	▲27.7	761	▲6.8	791	58.7	201	▲46.4	3,208	▲15.9	249	▲29.5
4												
5												
6												
7												
8												
9												
10												
11												
12												
3月計	58,763	▲8.9	2,094	▲13.1	2,012	19.6	810	▲20.7	10,444	2.2	1,338	▲18.3
輸入価格												
21	199	▲7.5	305	▲12.0	174	1.6	232	▲18.5	158	▲26.7	156	▲21.7
22	198	▲0.4	275	▲9.7	141	▲19.0	233	0.5	164	3.7	163	4.7
23	202	2.1	291	5.8	147	4.2	241	3.5	178	9.0	187	15.0
24	209	3.4	294	0.9	143	▲3.1	277	14.8	216	21.1	210	12.1
25	244	16.9	357	21.4	175	22.6	312	12.9	245	13.2	241	14.7
26	258	5.5	390	9.3	202	15.6	317	1.4	227	▲7.3	255	5.7
平.26.1	248	13.0	396	13.2	169	▲4.0	322	14.9	242	1.0	257	14.9
2	254	8.2	366	▲5.1	175	19.3	360	5.1	237	▲0.8	240	5.2
3	249	8.5	388	8.5	185	30.9	320	6.2	228	▲6.2	235	▲1.1
4	246	5.5	389	23.6	160	20.9	340	4.1	226	▲5.4	228	▲4.6
5	248	1.1	437	15.8	163	24.9	270	▲14.5	217	▲13.0	234	▲5.4
6	260	1.8	365	▲2.9	149	▲45.7	291	4.6	214	▲13.7	236	▲3.0
7	257	1.8	361	19.5	220	14.8	330	21.7	212	▲13.5	242	▲1.8
8	261	▲0.2	319	▲1.6	277	18.8	287	▲17.6	219	▲11.1	232	▲4.0
9	256	0.2	408	12.1	205	▲19.7	300	▲0.5	225	▲8.7	249	▲5.9
10	263	9.2	440	34.8	277	54.2	319	▲6.7	226	▲7.0	250	8.0
11	269	6.8	407	4.2	224	32.7	341	13.7	233	▲6.1	266	10.0
12	286	12.3	402	▲15.8	328	101.0	313	▲6.7	245	▲1.6	283	12.7
平.27.1	283	14.1	430	8.6	159	▲5.8	362	12.6	254	5.2	288	11.8
2	278	9.2	347	▲5.2	189	8.2	322	▲10.7	250	5.5	271	13.1
3	287	15.4	483	24.5	184	▲0.7	296	▲7.7	266	16.4	299	27.3
4												
5												
6												
7												
8												
9												
10												
11												
12												
3月平均	282	24.1	427	17.5	174	15.8	329	8.6	256	6.6	285	25.3

加工食品の輸出入動向

単位 { 輸入量：t
輸入価格：円/kg
増減率：%

(づ づ づ づ づ づ づ)											区 分	
部 門												
ナット調製品		パイナップル缶		パイナップル調製品		かんきつ類		なし缶		なし調製品		年 月
t	増減率	t	増減率	t	増減率	t	増減率	t	増減率	t	増減率	
28,466	15.4	33,526	▲11.9	344	25.6	53,718	▲7.9	5,147	▲6.2	134	10.2	21
34,157	20.0	35,751	6.6	313	▲9.2	57,437	6.9	5,852	13.7	145	8.3	22
36,063	5.6	43,166	20.7	423	35.3	67,909	18.2	5,825	▲0.5	166	14.5	23
36,787	2.0	39,203	▲9.2	495	17.1	66,838	▲1.6	6,058	4.0	509	206.3	24
35,535	▲3.4	34,828	▲11.2	457	▲7.7	63,805	▲4.5	5,842	▲3.6	555	9.0	25
34,762	▲2.2	33,773	▲3.0	592	29.6	57,035	▲10.6	5,281	▲9.6	363	▲34.5	26
2,735	▲7.1	2,668	▲2.8	55	2,809.8	6,309	27.6	659	12.7	78	▲63.9	平. 26.1
1,634	▲23.7	2,176	▲20.1	24	▲72.3	3,221	▲34.5	289	▲56.1	75	2,839.0	2
2,090	▲4.4	3,832	3.0	31	▲22.0	5,915	2.8	302	29.4	19	▲83.2	3
2,271	▲7.3	1,870	▲6.4	42	22.2	7,285	24.0	363	▲30.0	15	▲15.8	4
2,556	18.3	2,779	▲18.2	60	▲3.9	4,947	▲27.2	516	30.3	2	146.7	5
2,102	7.7	3,663	22.0	10	▲69.5	5,780	2.1	542	▲15.9	39	1,927.8	6
2,490	3.0	3,956	4.7	45	54.6	5,460	▲12.6	450	▲5.9	2	▲71.3	7
2,951	16.1	3,386	5.5	60	310.1	4,528	▲27.1	469	64.1	55	893.3	8
3,538	6.5	2,750	32.1	79	105.9	3,535	▲31.8	170	▲66.7	46	16.1	9
4,619	14.4	2,369	▲13.9	33	▲1.5	3,752	▲10.3	454	9.2	24	79.9	10
4,015	▲18.6	2,262	▲17.9	49	▲13.4	3,656	▲10.4	599	28.1	4	▲96.3	11
3,760	▲15.5	2,062	▲22.6	103	300.9	2,648	▲33.1	467	▲27.9	5	▲86.1	12
2,267	▲17.1	2,493	▲6.6	59	5.9	4,861	▲23.0	639	▲2.9	1	▲98.2	平. 27.1
2,058	26.0	2,685	23.4	67	180.3	4,410	36.9	466	61.2	3	▲96.2	2
1,792	▲14.3	3,634	▲5.2	23	▲25.0	3,024	▲48.9	146	▲51.5	2	▲89.7	3
												4
												5
												6
												7
												8
												9
												10
												11
												12
6,118	▲5.3	8,812	1.6	149	35.2	12,295	▲20.4	1,252	0.2	6	▲96.4	3月計
351	▲5.5	102	▲9.3	226	▲19.7	98	▲5.7	129	▲2.2	232	▲19.2	21
358	1.9	93	▲8.7	182	▲19.4	93	▲5.1	125	▲2.6	226	▲2.8	22
388	8.5	95	1.9	223	22.7	106	13.8	125	▲0.1	237	5.1	23
393	1.3	95	0.1	195	▲12.8	118	11.7	141	13.0	150	▲36.8	24
469	19.4	108	14.5	249	27.9	120	2.0	169	19.3	159	6.0	25
509	8.5	120	10.8	224	▲10.1	123	2.3	181	7.6	169	6.3	26
504	12.4	116	20.4	160	▲87.7	119	4.1	185	25.4	131	▲2.4	平. 26.1
508	17.9	124	25.1	376	93.6	134	16.0	178	14.0	136	▲37.4	2
485	10.6	115	9.1	259	▲6.2	126	3.0	177	5.2	135	▲6.3	3
501	10.3	121	6.9	192	▲26.2	118	▲5.7	170	6.9	170	48.0	4
502	5.0	114	1.4	177	▲59.5	126	0.7	172	2.2	391	▲5.3	5
465	9.9	116	2.4	558	144.8	119	▲5.4	175	▲0.4	144	▲81.0	6
476	5.3	117	4.7	307	29.5	112	▲7.3	169	▲6.8	419	5.0	7
466	▲0.2	117	9.3	304	▲28.0	118	3.7	178	3.4	165	▲56.1	8
530	7.0	125	15.3	213	36.8	124	3.5	176	0.2	220	5.0	9
515	1.1	126	14.6	184	10.1	133	11.3	183	4.3	218	▲46.8	10
520	7.4	125	13.1	202	15.9	131	9.3	194	16.3	535	263.5	11
577	20.2	138	22.1	167	▲15.2	138	15.1	209	14.6	464	244.5	12
540	7.3	136	16.4	274	71.5	135	13.4	201	8.6	450	242.5	平. 27.1
545	7.3	142	14.7	225	▲40.2	144	7.5	194	8.9	458	236.6	2
668	37.7	140	21.4	196	▲24.2	147	16.9	191	7.9	267	97.2	3
												4
												5
												6
												7
												8
												9
												10
												11
												12
580	31.6	139	37.9	240	1.7	141	20.1	197	27.4	395	185.1	3月平均

区分 年月	農産加工品(つづき)											
	果実部門(つづき)											
	あんず		さくらんぼ		桃缶		桃調製品		ストロベリー		ミックスフルーツ	
	輸入量	増減率	輸入量	増減率	輸入量	増減率	輸入量	増減率	輸入量	増減率	輸入量	増減率
	t	%	t	%	t	%	t	%	t	%	t	%
21	1,247	▲29.5	3,140	▲24.8	40,077	▲10.5	6,200	▲2.6	2,762	1.7	12,405	▲11.0
22	1,460	17.1	3,101	▲1.2	47,216	17.8	5,809	▲6.3	2,960	7.2	13,351	7.6
23	1,237	▲15.3	3,239	4.4	51,348	8.8	6,880	18.4	2,941	▲0.6	15,000	12.4
24	1,468	18.7	3,949	21.9	49,348	▲3.9	7,299	6.1	3,447	17.2	16,048	7.0
25	1,423	▲3.1	2,785	▲29.5	42,414	▲14.1	7,208	▲1.2	3,472	0.7	15,619	▲2.7
26	1,301	▲8.6	3,212	15.3	42,605	0.4	4,542	▲37.0	3,664	5.5	13,756	▲11.9
平.26.1	157	222.6	196	▲16.6	2,957	1.7	227	▲46.6	285	▲3.2	1,501	31.6
2	176	▲15.6	153	▲26.3	2,770	▲10.9	434	▲29.4	171	▲28.9	846	▲19.8
3	128	▲34.0	273	▲24.3	3,988	10.7	622	▲35.0	258	▲22.0	1,043	▲31.9
4	97	▲4.6	292	74.8	4,332	7.0	228	▲79.1	352	▲4.4	1,734	▲1.9
5	120	▲11.2	530	71.2	4,068	▲12.8	448	▲40.5	193	▲48.3	1,038	▲26.5
6	39	▲19.8	193	21.3	4,450	10.7	459	▲33.7	751	64.0	1,424	▲9.9
7	67	▲54.4	274	13.1	3,621	▲38.9	808	▲13.7	441	18.1	1,373	▲5.3
8	132	33.8	270	▲0.3	3,647	▲6.5	246	▲62.4	282	▲6.5	1,152	▲25.9
9	133	▲10.1	231	▲20.1	3,349	28.8	294	▲51.1	173	56.1	891	6.1
10	125	109.3	370	48.6	2,943	8.2	311	51.0	258	25.7	872	▲25.9
11	54	▲67.0	183	70.8	3,041	9.7	194	▲10.0	188	▲20.3	880	▲28.6
12	73	3.6	248	31.2	3,439	60.3	272	318.2	310	74.8	1,000	14.1
平.27.1	124	▲20.9	253	29.6	2,521	▲14.7	428	88.2	305	6.8	950	▲36.7
2	126	▲28.6	198	29.5	2,659	▲4.0	365	▲15.8	346	102.1	649	▲23.3
3	100	▲22.0	293	7.4	3,375	▲15.4	359	▲42.3	318	23.2	875	▲16.1
4												
5												
6												
7												
8												
9												
10												
11												
12												
3月計	350	▲24.2	744	19.8	8,555	▲11.9	1,152	▲10.2	969	35.6	2,473	▲27.1
輸入価格												
21	165	▲6.6	250	▲0.2	120	▲1.8	83	4.1	326	▲19.0	134	▲4.4
22	162	▲1.5	240	▲4.1	112	▲6.4	84	1.2	304	▲6.6	126	▲6.2
23	163	0.3	244	1.7	116	3.3	89	4.9	310	1.8	126	0.7
24	168	3.1	249	2.1	131	12.7	93	5.6	347	11.8	136	7.2
25	212	26.7	318	28.0	154	17.9	110	17.3	476	37.2	166	22.7
26	224	5.3	357	12.0	164	6.5	128	16.3	568	19.3	182	9.6
平.26.1	188	▲37.2	375	17.0	164	15.7	112	▲1.6	652	49.6	181	18.6
2	221	40.8	379	16.4	164	9.4	111	▲1.9	378	5.0	188	23.6
3	195	5.7	375	30.2	160	3.5	107	4.1	652	42.9	173	8.2
4	200	▲6.1	361	▲0.4	160	4.9	170	65.5	475	2.4	198	17.3
5	197	▲17.2	368	14.0	157	3.1	143	21.7	597	61.0	188	15.8
6	202	▲19.1	370	4.8	158	▲1.0	214	67.3	346	▲15.2	173	▲0.1
7	250	39.0	335	10.4	160	4.1	106	▲6.8	621	67.2	172	▲0.0
8	186	▲33.3	325	▲2.1	162	3.5	118	14.0	517	▲9.7	177	8.9
9	242	29.3	295	2.5	161	2.8	96	9.9	840	▲5.1	174	▲0.0
10	240	▲16.5	329	4.0	177	11.6	104	6.1	625	29.1	190	10.6
11	367	74.8	353	6.6	170	11.1	133	27.8	893	27.6	184	4.0
12	325	10.9	429	28.6	183	14.4	135	▲43.3	721	11.5	189	11.2
平.27.1	251	33.2	452	20.6	181	10.8	95	▲15.0	678	4.0	186	2.4
2	246	11.2	415	9.6	177	7.6	121	8.8	583	54.4	190	1.1
3	214	9.7	440	17.5	183	13.8	121	12.7	590	▲9.4	200	15.4
4												
5												
6												
7												
8												
9												
10												
11												
12												
3月平均	238	29.5	438	42.5	180	20.8	111	2.6	615	45.7	192	23.3

加工食品の輸出入動向

単位 { 輸入量：t
輸入価格：円/kg
増減率：%

その他果実調製品	製 穀 粉 加 工 品										区 分 年 月	
	穀粉調製品		米菓生地		もち・団子		米粉調製品		小麦粉調製品			
	t	%	t	%	t	%	t	%	t	%		
86,848	▲20.0	310	▲25.6	0	-	2,261	▲9.9	93,055	8.3	102,444	2.3	21
90,245	3.9	404	30.4	0	-	2,731	20.8	96,712	3.9	106,547	4.0	22
105,817	17.3	845	109.3	0	-	2,987	9.4	88,014	▲9.0	107,822	1.2	23
103,416	▲2.3	1,083	28.1	0	-	3,043	1.9	88,771	0.9	106,099	▲1.6	24
101,508	▲1.8	924	▲14.7	0	-	2,492	▲18.1	89,240	0.5	100,464	▲5.3	25
103,417	1.9	987	6.9	0	-	2,323	▲6.8	86,685	▲2.9	98,354	▲2.1	26
8,427	10.7	48	142.4	-	-	295	0.2	7,456	▲2.1	9,112	5.0	平. 26.1
6,640	▲8.1	56	15.8	-	-	61	▲66.0	6,684	▲5.8	7,691	5.4	2
9,080	18.6	39	▲52.0	-	-	53	▲43.5	6,930	▲7.5	8,709	▲0.3	3
9,327	0.4	82	▲17.3	-	-	59	▲34.0	7,203	▲1.6	8,686	▲5.4	4
10,693	3.1	101	▲25.1	-	-	23	▲70.2	6,333	▲6.7	8,050	▲14.6	5
9,020	8.2	133	66.3	-	-	72	107.2	6,385	▲5.0	7,475	7.6	6
10,272	3.8	80	▲39.0	-	-	93	▲14.8	7,769	15.4	7,215	▲13.4	7
8,011	▲16.1	87	▲8.4	-	-	299	66.2	5,738	▲6.8	7,338	9.5	8
8,956	19.2	42	▲42.4	-	-	273	▲16.2	8,595	32.6	7,742	9.3	9
8,462	1.7	83	59.2	-	-	411	17.9	7,701	▲13.4	8,505	▲7.2	10
7,116	▲11.1	132	53.9	-	-	384	▲1.4	7,979	▲15.4	8,757	▲3.8	11
7,413	▲4.3	104	342.1	-	-	300	▲19.5	7,912	▲7.1	9,075	▲7.4	12
8,626	2.4	60	24.3	-	-	141	▲52.1	4,750	▲36.3	9,182	0.8	平. 27.1
8,361	25.9	148	163.5	-	-	123	102.3	5,732	▲14.2	7,713	0.3	2
8,126	▲10.5	31	▲21.6	-	-	44	▲16.4	5,000	▲27.8	7,938	▲8.8	3
											4	
											5	
											6	
											7	
											8	
											9	
											10	
											11	
											12	
25,113	4.0	239	66.4	-	-	308	▲24.6	15,482	▲26.5	24,833	▲2.7	3月計
183	▲0.2	381	2.6	-	-	280	▲6.4	96	▲4.9	135	▲15.6	21
184	0.6	324	▲14.9	-	-	261	▲6.8	93	▲3.4	134	▲0.6	22
186	0.8	223	▲31.2	-	-	271	3.9	97	4.4	138	3.0	23
199	7.2	221	▲0.8	-	-	292	7.5	96	▲1.1	145	4.8	24
243	21.8	330	49.4	-	-	337	15.5	116	21.2	180	24.6	25
262	8.1	371	12.4	-	-	382	13.2	122	5.4	206	14.0	26
262	17.0	725	51.2	-	-	377	16.7	125	23.1	198	21.2	平. 26.1
272	17.5	330	▲37.0	-	-	343	13.5	119	13.1	172	1.0	2
262	18.2	472	122.9	-	-	316	27.5	116	2.7	196	20.2	3
254	8.9	213	▲13.5	-	-	281	4.5	119	3.7	186	6.2	4
244	1.1	538	43.4	-	-	317	9.2	118	▲1.8	204	25.4	5
247	▲0.7	252	▲8.3	-	-	307	1.8	118	▲2.9	191	11.2	6
252	10.8	523	92.9	-	-	304	▲9.5	119	▲2.7	198	4.8	7
256	1.1	194	▲9.3	-	-	389	13.2	120	▲0.6	215	13.6	8
243	▲6.8	797	75.8	-	-	409	11.6	121	1.5	229	6.0	9
266	2.5	382	▲24.8	-	-	404	14.2	123	4.1	222	21.7	10
290	14.4	165	▲56.2	-	-	381	3.5	126	8.5	217	22.6	11
322	25.8	423	19.6	-	-	410	20.3	137	15.5	234	13.1	12
277	5.5	690	▲4.8	-	-	410	8.9	138	10.8	210	6.1	平. 27.1
285	5.0	429	29.9	-	-	347	1.1	141	18.4	223	30.0	2
304	16.1	440	▲6.8	-	-	317	0.4	135	16.8	228	16.3	3
											4	
											5	
											6	
											7	
											8	
											9	
											10	
											11	
											12	
288	27.8	496	42.3	-	-	372	22.3	138	29.9	220	33.1	3月平均

区分 年月	製 穀 粉 加 工 品											
	他製穀粉調製品		ケーキミックス		パスタ		ビーフン		うどん・そうめん ・そば		その他のめん類	
	輸入量	増減率	輸入量	増減率	輸入量	増減率	輸入量	増減率	輸入量	増減率	輸入量	増減率
	t	%	t	%	t	%	t	%	t	%	t	%
21	8,485	▲1.6	5,075	3.3	116,416	▲8.5	6,194	▲4.0	688	▲22.0	24,341	5.3
22	3,886	▲54.2	5,239	3.2	120,654	3.6	5,674	▲8.4	484	▲29.7	23,950	▲1.6
23	3,992	2.7	5,079	▲3.1	134,470	11.5	6,339	11.7	340	▲29.8	25,717	7.4
24	3,391	▲15.1	5,899	16.1	142,336	5.8	6,632	4.6	219	▲35.4	24,186	▲6.0
25	3,686	8.7	6,203	5.2	132,601	▲6.8	6,195	▲6.6	253	15.1	22,901	▲5.3
26	3,873	5.1	5,522	▲11.0	133,016	0.3	6,479	4.6	379	49.9	22,055	▲3.7
平. 26.1	301	▲12.5	532	▲1.1	12,214	7.9	572	45.6	24	1,810.6	2,238	13.3
2	249	▲36.1	458	▲16.4	10,781	1.1	446	▲19.6	20	132.8	1,213	▲14.4
3	296	113.2	413	▲18.7	11,052	21.6	491	▲4.0	11	▲74.7	1,955	14.2
4	372	7.2	484	▲16.6	11,972	1.6	516	▲1.8	35	37.5	1,967	▲13.1
5	297	7.0	702	25.4	12,346	▲4.0	467	▲12.4	13	67.1	2,109	▲10.6
6	232	▲17.6	382	▲5.7	11,088	14.7	655	37.4	77	103.0	1,723	▲5.2
7	296	7.3	565	37.7	11,911	▲1.3	585	▲13.1	46	1.6	2,001	▲7.2
8	327	51.9	340	▲1.0	11,090	▲3.2	561	13.1	15	123.1	1,949	▲9.7
9	467	13.5	356	▲27.8	11,376	3.4	583	5.3	33	22.7	1,807	13.3
10	362	▲0.1	406	▲30.1	9,224	▲18.3	591	16.1	21	139.5	1,732	9.4
11	242	▲14.2	497	18.5	9,382	▲5.4	473	▲2.4	57	91.7	1,646	▲7.6
12	432	19.8	387	▲52.6	10,580	▲7.9	539	11.3	27	113.4	1,714	▲17.8
平. 27.1	362	20.1	381	▲28.3	10,901	▲10.7	633	10.7	12	▲51.8	1,883	▲15.9
2	260	4.5	324	▲29.3	10,093	▲6.4	460	3.2	29	44.4	1,648	35.9
3	317	7.3	618	49.7	12,742	15.3	605	23.2	31	197.0	1,525	▲22.0
4												
5												
6												
7												
8												
9												
10												
11												
12												
3月計	939	11.0	1,323	▲5.7	33,736	▲0.9	1,698	12.6	72	31.2	5,056	▲6.5
輸入価格												
21	117	▲26.6	117	▲17.9	137	▲21.8	240	▲1.3	226	▲29.2	280	▲14.8
22	246	110.9	108	▲8.2	113	▲17.6	223	▲7.0	272	20.3	242	▲13.5
23	237	▲3.7	114	6.0	108	▲4.5	220	▲1.3	297	9.5	247	2.1
24	313	32.2	125	9.0	106	▲2.0	227	3.2	262	▲12.1	255	3.0
25	353	12.6	152	22.0	129	21.7	281	23.6	355	35.9	302	18.4
26	428	21.4	161	6.1	133	2.7	304	8.5	373	5.0	329	9.1
平. 26.1	426	61.1	165	32.7	135	18.7	305	18.9	317	▲17.8	325	15.4
2	426	19.7	153	20.2	130	3.0	294	15.5	392	▲7.1	347	20.3
3	445	1.6	157	14.5	129	4.3	313	14.9	404	70.1	319	7.0
4	341	▲5.7	168	14.6	133	4.0	298	▲0.4	393	34.9	323	8.7
5	380	13.5	154	▲10.7	131	3.5	303	8.9	406	▲5.4	322	7.2
6	449	37.6	161	2.9	125	▲5.9	287	▲0.4	372	▲15.4	316	2.5
7	643	65.9	145	▲15.1	128	0.4	302	9.3	359	23.4	309	1.8
8	481	17.6	178	10.8	124	▲13.2	314	5.5	416	5.4	314	5.8
9	453	38.5	174	13.3	134	4.1	314	10.1	320	9.6	325	7.8
10	364	▲2.5	185	19.3	137	5.4	298	3.9	253	▲40.5	347	11.8
11	445	15.4	145	▲21.8	139	5.5	303	5.5	424	▲19.3	352	12.7
12	347	▲0.2	171	13.1	147	8.7	322	13.9	411	▲1.4	365	14.1
平. 27.1	524	23.0	230	39.5	143	5.7	326	6.9	422	33.1	374	15.2
2	480	12.6	205	34.3	144	10.4	352	19.6	406	3.6	375	8.2
3	447	0.5	193	23.2	150	15.7	341	8.9	410	1.4	375	17.3
4												
5												
6												
7												
8												
9												
10												
11												
12												
3月平均	486	45.9	207	59.9	146	20.3	338	29.4	410	51.0	375	29.6

加工食品の輸出入動向

単位 { 輸入量：t
輸入価格：円/kg
増減率：%

(つ づ き)											区 分	
詰物パスタ		その他のパスタ		朝食用シリアル		食パン・乾パン		ピザ		加熱調理した穀物調製品		
増減率		増減率		増減率		増減率		増減率		増減率		年 月
t	%	t	%	t	%	t	%	t	%	t	%	
9,002	5.0	7,312	25.5	3,135	2.3	5,648	1.2	200	110.8	1,879	▲16.8	21
12,159	35.1	9,516	30.1	2,705	▲13.7	6,535	15.7	303	51.4	1,734	▲7.7	22
12,679	4.3	12,693	33.4	3,005	11.1	7,753	18.6	592	95.3	1,783	2.8	23
12,077	▲4.7	10,947	▲13.8	3,461	15.2	9,832	26.8	547	▲7.5	2,156	20.9	24
12,107	0.2	8,770	▲19.9	4,367	26.2	9,642	▲1.9	690	26.1	1,785	▲17.2	25
10,821	▲10.6	7,431	▲15.3	8,180	87.3	7,995	▲17.1	341	▲50.6	2,087	16.9	
1,173	9.4	684	3.1	537	94.8	723	0.6	40	176.0	242	42.3	平. 26.1
773	▲19.4	530	▲16.6	471	224.2	540	▲24.7	28	▲49.0	147	▲29.9	2
886	2.8	752	▲21.0	552	23.4	707	▲11.8	3	▲94.5	164	▲11.4	3
840	▲27.6	612	▲40.5	548	144.7	860	▲7.1	8	▲84.1	96	▲58.0	4
746	▲23.3	443	▲14.4	707	81.1	680	▲5.8	14	▲73.5	111	▲26.9	5
777	▲13.1	662	18.3	447	24.1	726	8.3	28	▲58.4	264	151.7	6
837	▲14.4	554	▲14.0	877	51.1	823	10.6	8	▲77.2	359	157.3	7
915	▲6.9	547	▲4.6	957	115.9	569	▲36.9	29	▲72.4	61	▲71.7	8
910	1.5	579	▲14.3	658	65.0	654	▲15.0	18	▲61.8	111	14.2	9
843	▲20.1	777	▲10.7	1,206	135.2	650	▲20.6	30	▲42.5	210	41.8	10
944	▲11.9	593	▲28.2	669	80.9	543	▲41.4	76	16.7	134	83.1	11
1,179	▲2.2	697	▲15.4	550	150.9	519	▲43.9	58	▲37.3	189	208.5	12
-	▲100.0	-	▲100.0	855	59.2	552	▲23.6	25	▲37.7	79	▲67.4	平. 27.1
-	▲100.0	-	▲100.0	391	▲17.1	607	12.4	18	▲34.8	268	82.5	2
-	▲100.0	-	▲100.0	923	67.3	645	▲8.7	15	464.6	107	▲34.4	3
												4
												5
												6
												7
												8
												9
												10
												11
												12
-	-	-	-	2,169	39.1	1,804	▲8.4	59	▲17.3	454	▲17.8	3月計
323	▲7.1	352	▲5.2	245	▲10.1	311	▲12.8	501	▲0.4	148	▲20.8	21
314	▲2.8	329	▲6.4	258	5.1	294	▲5.7	461	▲8.1	136	▲7.9	22
299	▲4.9	338	2.7	253	▲1.7	277	▲5.8	479	4.1	145	6.5	23
321	7.4	340	0.5	244	▲3.9	282	2.1	495	3.4	163	12.5	24
383	19.3	348	2.4	310	27.4	321	13.7	652	31.6	173	6.2	25
402	4.9	374	7.7	316	1.8	328	2.2	609	▲6.6	201	16.1	26
389	17.4	343	▲2.7	309	3.5	325	▲2.8	633	7.7	138	▲13.9	平. 26.1
403	20.9	379	11.2	329	▲8.6	353	9.8	383	▲39.8	132	▲19.4	2
359	▲4.5	397	27.2	322	11.9	319	2.9	654	26.8	194	18.7	3
399	6.3	386	25.3	327	3.0	325	▲3.6	552	▲16.4	175	15.3	4
378	▲1.9	386	▲6.3	324	5.1	324	▲5.5	612	▲14.5	269	56.9	5
398	1.6	386	▲4.5	372	12.5	322	▲6.0	707	2.6	204	11.0	6
386	▲3.2	413	5.8	277	2.8	325	▲0.2	528	▲25.0	191	▲24.5	7
364	▲6.9	354	▲13.6	303	▲1.3	320	3.2	613	0.7	381	133.7	8
378	0.4	368	▲1.0	346	9.9	316	▲3.6	599	▲10.2	229	53.4	9
471	13.9	364	12.6	304	▲7.6	337	12.7	576	▲15.0	203	62.8	10
427	6.5	339	8.8	302	1.3	346	12.0	613	▲7.0	148	▲30.9	11
454	9.6	381	16.5	332	▲14.4	339	11.2	680	0.5	291	▲1.1	12
-	-	-	-	315	2.2	357	10.0	606	▲4.3	196	41.6	平. 27.1
-	-	-	-	338	2.8	371	5.1	630	64.3	156	18.3	2
-	-	-	-	298	▲7.3	362	13.3	650	▲0.7	292	50.5	3
												4
												5
												6
												7
												8
												9
												10
												11
												12
-	-	-	-	312	3.0	363	13.0	625	7.7	195	19.9	3月平均

区分 年月	製穀粉加工品（つづき）		糖 類									
	他の穀物調製品		含みつ糖		粗 糖		精 製 糖		てん菜糖		メープルシロップ	
	輸入量	増減率	輸入量	増減率	輸入量	増減率	輸入量	増減率	輸入量	増減率	輸入量	増減率
	t	%	t	%	t	%	t	%	t	%	t	%
21	4,939	0.7	10,074	▲19.4	1,283,607	▲7.2	5,942	11.7	0	-	2,183	▲24.1
22	5,985	21.2	11,193	11.1	1,202,982	▲6.3	5,827	▲1.9	0	-	3,016	38.1
23	5,906	▲1.3	9,939	▲11.2	1,501,701	24.8	23,976	311.5	0	-	2,736	▲9.3
24	6,723	13.8	10,981	10.5	1,403,067	▲6.6	12,920	▲46.1	0	-	2,709	▲1.0
25	6,357	▲5.4	4,145	▲62.3	1,382,554	▲1.5	5,424	▲58.0	0	-	2,803	3.5
26	6,601	3.8	224	▲94.6	1,326,355	▲4.1	5,748	6.0	0	66.7	3,039	8.4
平.26.1	615	7.1	28	▲99.2	68,927	6.5	408	52.5	-	-	249	13.4
2	427	▲20.4	16	▲81.4	68,940	▲38.4	471	▲37.4	0	-	196	21.8
3	656	52.5	3	▲83.3	92,225	10.3	491	114.4	0	0.0	287	86.8
4	504	▲16.0	26	73.3	81,778	▲10.2	264	▲12.3	0	0.0	313	▲10.3
5	372	▲29.9	10	▲50.0	142,967	10.0	411	▲22.1	-	▲100.0	271	▲6.5
6	565	8.6	28	▲74.8	131,720	▲0.8	588	▲17.7	-	-	246	33.0
7	539	▲25.1	7	▲96.6	168,970	32.2	607	33.6	-	-	267	▲22.6
8	563	18.3	16	6.7	108,367	3.7	478	▲27.6	-	▲100.0	209	▲11.6
9	591	55.1	18	▲25.0	64,345	▲52.1	763	57.3	0	-	214	▲9.6
10	552	22.0	40	344.4	143,756	9.9	431	10.7	0	-	297	33.6
11	636	▲0.8	18	5.9	131,689	▲11.0	437	48.3	-	-	134	▲37.0
12	580	17.4	14	▲39.1	122,671	▲0.2	397	14.7	0	-	353	85.5
平.27.1	405	▲34.1	18	▲35.7	74,867	8.6	517	26.5	0	-	192	▲23.1
2	366	▲14.4	33	106.3	79,429	15.2	652	38.3	-	▲100.0	149	▲23.8
3	620	▲5.4	10	233.3	78,964	▲14.4	334	▲32.0	-	▲100.0	316	10.1
4												
5												
6												
7												
8												
9												
10												
11												
12												
3月計	1,391	▲18.1	61	29.8	233,260	1.4	1,503	9.6	0	▲80.0	657	▲10.3
輸入価格												
21	208	1.6	75	▲0.4	36	4.2	118	▲15.0	-	-	1,022	▲10.0
22	197	▲5.2	79	5.1	50	39.0	125	5.2	-	-	968	▲5.2
23	229	16.3	86	9.4	60	21.0	72	▲42.4	-	-	919	▲5.0
24	255	11.4	66	▲24.1	47	▲22.0	88	22.7	-	-	915	▲0.5
25	282	10.6	65	▲1.5	46	▲2.9	178	102.3	-	-	1,082	18.3
26	345	22.2	260	301.8	46	0.1	187	5.1	-	-	1,089	0.7
平.26.1	276	▲12.1	216	349.0	46	5.0	228	36.1	-	-	1,072	7.4
2	221	▲10.1	300	83.3	43	▲4.1	142	11.0	454	-	987	▲6.7
3	245	▲3.3	350	218.4	47	6.1	159	▲18.4	593	38.9	1,041	▲4.3
4	386	29.9	317	15.3	45	▲0.7	272	▲16.2	349	12.9	1,076	11.3
5	297	17.0	306	141.4	46	1.0	228	49.3	-	-	1,035	▲6.7
6	307	15.4	167	1.9	46	0.9	204	53.5	-	-	956	▲21.2
7	312	10.8	314	128.8	46	3.2	167	▲17.9	-	-	1,176	8.6
8	407	10.2	257	▲10.4	45	▲4.4	179	51.7	-	-	1,145	1.4
9	397	11.2	303	9.2	46	2.3	145	▲3.4	329	-	1,080	4.0
10	455	80.1	202	▲22.5	44	▲2.8	149	▲1.8	345	-	1,120	▲2.7
11	376	29.3	325	7.6	45	▲4.4	252	▲44.1	-	-	1,172	12.4
12	430	102.7	330	6.3	49	0.3	205	▲2.6	809	-	1,194	0.1
平.27.1	395	43.2	223	3.4	46	▲0.4	171	▲24.9	747	-	1,133	5.7
2	343	55.5	211	▲29.6	46	6.1	152	7.3	-	-	1,086	10.1
3	319	30.1	239	▲31.6	48	1.2	286	79.5	-	-	1,029	▲1.1
4												
5												
6												
7												
8												
9												
10												
11												
12												
3月平均	347	27.1	219	329.7	47	4.3	188	26.8	-	-	1,072	3.0

加工食品の輸出入動向

単位 { 輸入量：t
輸入価格：円/kg
増減率：%

キャラメル		その他の糖類		チューインガム		キャンディー類		キャラメル		他砂糖菓子		区 分
増減率		増減率		増減率		増減率		増減率		増減率		
t	%	t	%	t	%	t	%	t	%	t	%	年 月
558	▲27.4	172,670	▲10.5	4,507	5.4	10,772	3.0	230	▲10.3	2,671	▲9.0	21
669	19.7	196,723	13.9	4,708	4.5	10,756	▲0.2	192	▲16.6	2,796	4.7	22
532	▲20.5	185,144	▲5.9	4,700	▲0.2	10,881	1.2	158	▲17.6	2,978	6.5	23
501	▲5.7	182,684	▲1.3	3,412	▲27.4	12,762	17.3	62	▲60.5	3,049	2.4	24
503	0.4	209,936	14.9	3,160	▲7.4	11,736	▲8.0	91	45.5	2,694	▲11.6	25
843	67.6	191,650	▲8.7	2,655	▲16.0	11,533	▲1.7	38	▲58.1	3,721	38.1	26
50	308.3	12,171	▲37.8	289	22.7	1,041	▲0.8	5	▲28.1	292	20.8	平. 26. 1
25	36.0	10,126	▲32.2	208	▲29.2	601	▲26.3	3	▲89.5	212	▲19.7	2
8	67.1	25,871	86.7	284	10.1	956	▲12.5	4	1.6	235	64.4	3
78	▲16.4	18,378	▲35.5	206	▲36.3	1,168	2.9	2	▲56.5	230	▲16.8	4
81	44.8	20,469	19.5	194	▲17.8	1,110	10.5	3	▲13.6	205	8.2	5
38	▲30.0	19,521	28.0	229	2.2	858	▲5.3	2	▲56.4	289	15.9	6
112	1,387.2	18,810	18.9	241	▲30.4	1,006	▲2.9	1	▲81.8	296	47.7	7
67	▲32.1	19,730	6.4	225	▲14.0	858	4.5	2	▲28.0	260	44.5	8
36	▲41.4	13,243	27.7	156	▲49.7	1,173	25.6	7	▲67.4	444	107.8	9
62	187.6	12,185	▲10.5	197	▲14.2	913	▲17.2	3	▲56.9	437	89.8	10
23	14.7	8,902	▲39.4	228	15.3	827	▲18.8	4	17.4	432	48.5	11
264	372.3	12,245	▲55.7	198	▲18.7	1,024	24.4	3	3.1	390	80.5	12
127	152.0	20,667	69.8	245	▲15.2	1,066	2.4	3	▲42.4	312	6.9	平. 27. 1
7	▲71.5	10,778	6.4	158	▲24.3	885	47.3	3	22.3	362	71.1	2
147	1,850.8	18,512	▲28.4	279	▲1.8	953	▲0.3	2	▲55.9	271	15.3	3
												4
												5
												6
												7
												8
												9
												10
												11
												12
281	240.6	49,958	3.7	682	▲12.8	2,905	11.8	8	▲31.4	945	28.0	3月計
123	▲3.5	55	▲33.3	1,127	▲4.4	541	▲1.8	706	▲26.3	395	▲15.4	21
116	▲6.3	61	10.3	1,118	▲0.8	516	▲4.6	693	▲1.7	407	3.1	22
99	▲14.5	71	15.6	945	▲15.5	523	1.4	630	▲9.2	436	7.1	23
102	3.6	86	21.4	1,334	41.2	479	▲8.3	1,132	79.6	478	9.7	24
131	27.8	97	13.1	1,676	25.7	540	12.7	1,009	▲10.9	600	25.5	25
131	0.4	103	6.6	1,725	2.9	581	7.7	1,716	70.1	694	15.6	26
155	▲26.3	134	50.8	1,316	▲10.8	544	18.3	3,079	59.7	587	30.0	平. 26. 1
217	63.8	121	12.6	1,550	▲17.6	530	▲3.8	1,480	217.2	523	16.0	2
226	6.9	70	▲42.3	1,398	▲37.6	592	9.0	1,221	▲37.0	678	27.0	3
154	26.1	92	25.4	1,990	27.5	604	13.7	1,326	▲14.0	537	13.6	4
150	21.9	102	▲10.6	1,529	▲37.5	557	3.7	1,314	▲6.0	744	39.8	5
133	14.9	91	▲11.0	1,765	2.5	549	1.8	1,309	13.5	580	▲7.0	6
140	▲38.5	104	▲12.5	2,056	64.7	606	8.0	3,295	497.4	739	▲11.9	7
109	▲8.7	90	10.2	1,656	5.0	561	0.1	1,305	▲30.8	627	▲0.2	8
140	8.7	122	▲15.6	1,819	20.9	619	5.7	868	71.3	744	5.6	9
143	0.1	128	▲1.7	1,847	15.3	590	9.5	2,366	62.7	734	9.2	10
156	26.1	130	43.1	1,675	25.2	613	19.5	1,861	17.6	863	34.8	11
100	▲33.8	124	98.0	2,387	42.5	582	0.8	2,284	▲24.7	747	5.2	12
107	▲30.8	84	▲36.8	1,872	42.3	602	10.6	4,258	38.3	661	12.6	平. 27. 1
226	4.1	114	▲5.4	1,812	16.9	579	9.3	2,075	40.2	617	18.0	2
139	▲38.7	96	37.0	1,690	20.8	559	▲5.6	1,815	48.6	704	3.8	3
												4
												5
												6
												7
												8
												9
												10
												11
												12
127	▲25.5	95	▲8.3	1,784	▲5.0	581	12.6	2,819	216.0	657	39.8	3月平均

区分 年月	菓 子 (つ づ き)											
	チョコレート菓子		ココア粉		チョコレート・ココア調製品		あられ・せんべい		ビスケット・クラッカー		ポテトチップス	
	増減率		増減率		増減率		増減率		増減率		増減率	
輸入量	t	%	t	%	t	%	t	%	t	%	t	%
平. 21	19,375	4.4	37,856	▲4.6	113,466	1.0	10,724	▲2.9	16,506	▲8.3	5,636	▲26.2
22	20,804	7.4	40,640	7.4	112,423	▲0.9	11,811	10.1	19,361	17.3	5,598	▲0.7
23	24,012	15.4	36,549	▲10.1	111,413	▲0.9	12,916	9.4	22,128	14.3	7,176	28.2
24	29,751	23.9	36,680	0.4	121,233	8.8	12,935	0.1	21,977	▲0.7	6,785	▲5.4
25	28,995	▲2.5	33,603	▲8.4	116,739	▲3.7	11,044	▲14.6	17,987	▲18.2	6,983	2.9
26	27,674	▲4.6	34,328	2.2	121,878	4.4	9,871	▲10.6	16,655	▲7.4	6,628	▲5.1
平. 26.1	2,705	▲16.1	2,930	▲7.2	9,989	3.3	1,150	19.6	1,432	▲17.5	308	9.8
2	1,526	▲17.8	2,372	2.6	8,269	▲15.7	616	▲15.4	1,126	▲29.5	531	▲44.0
3	1,451	▲5.0	2,625	6.2	9,892	33.0	993	2.8	1,133	▲22.5	661	▲13.5
4	1,380	▲11.6	2,621	▲13.3	7,943	▲9.9	956	▲12.4	1,384	▲3.2	620	▲33.0
5	1,277	▲6.3	2,593	▲5.7	10,028	▲1.0	781	▲6.2	1,279	▲18.9	521	▲2.6
6	1,072	30.7	2,643	12.2	9,313	42.3	725	▲10.4	1,243	5.4	616	210.8
7	1,314	▲0.1	2,901	▲1.1	10,662	12.5	778	▲12.5	1,367	3.7	555	47.3
8	1,777	1.4	2,936	▲11.7	8,961	▲3.0	702	▲19.9	1,205	▲11.4	389	▲23.2
9	3,379	19.9	3,200	11.4	10,710	6.6	732	▲5.9	1,546	2.4	649	37.3
10	4,510	3.2	3,465	9.9	12,760	9.2	799	▲21.5	1,854	▲5.3	751	▲18.8
11	3,828	▲19.7	3,112	12.5	11,595	12.1	752	▲24.3	1,686	13.8	511	▲18.0
12	3,453	▲4.6	2,930	18.0	11,756	▲13.2	887	▲19.4	1,399	1.4	516	20.9
平. 27.1	2,810	3.9	3,459	18.1	12,112	21.3	957	▲16.8	1,325	▲7.5	246	▲20.1
2	1,470	▲3.7	2,851	20.2	11,729	41.8	741	20.3	1,063	▲5.6	445	▲16.2
3	1,356	▲6.6	2,775	5.7	11,185	13.1	679	▲31.6	937	▲17.2	676	2.3
4												
5												
6												
7												
8												
9												
10												
11												
12												
3月計	5,636	▲0.8	9,085	14.6	35,026	24.4	2,377	▲13.9	3,325	▲9.9	1,367	▲8.9
輸入価格												
平. 21	837	▲12.2	169	0.3	213	▲28.2	304	▲3.0	406	▲8.9	600	10.7
22	791	▲5.4	232	37.1	232	8.5	293	▲3.7	369	▲9.2	690	15.0
23	744	▲5.9	277	19.3	233	0.5	286	▲2.4	362	▲1.8	509	▲26.2
24	731	▲1.8	281	1.8	213	▲8.4	301	5.2	391	8.0	573	12.6
25	918	25.6	263	▲6.4	268	25.6	339	12.7	476	21.7	705	22.9
26	1,052	14.6	226	▲14.1	315	17.8	392	15.5	525	10.3	690	▲2.1
平. 26.1	1,202	28.1	209	▲21.2	327	41.2	373	12.9	466	12.6	719	12.2
2	913	13.9	234	▲1.2	323	30.2	402	22.7	543	26.5	705	▲5.2
3	849	6.9	202	▲27.1	312	25.8	333	2.5	508	8.9	716	▲6.0
4	854	15.6	226	▲13.4	286	17.4	383	12.8	500	10.3	706	▲4.1
5	866	15.0	225	▲24.5	303	24.3	374	3.8	486	8.3	676	▲5.5
6	903	7.6	250	▲18.8	299	25.8	388	15.2	511	9.0	713	15.0
7	888	7.0	221	▲14.8	296	14.6	398	17.3	515	10.0	703	1.2
8	991	8.1	232	▲12.0	322	9.4	374	14.9	490	1.5	657	▲5.0
9	1,007	19.1	221	▲15.7	322	10.6	385	4.1	538	8.0	667	4.1
10	1,021	7.6	234	▲9.5	345	25.5	420	23.5	590	14.7	616	▲8.5
11	1,151	18.8	218	▲5.7	334	12.7	430	24.0	556	4.4	713	3.3
12	1,344	16.2	242	0.1	303	▲2.2	456	37.4	562	4.1	716	2.2
平. 27.1	1,246	3.7	236	13.1	314	▲3.9	396	6.1	547	17.5	680	▲5.4
2	975	6.7	232	▲0.7	293	▲9.2	477	18.7	495	▲9.0	671	▲4.7
3	1,019	20.0	239	18.0	299	▲4.2	438	31.3	564	10.9	685	▲4.3
4												
5												
6												
7												
8												
9												
10												
11												
12												
3月平均	1,120	29.3	236	▲9.6	302	24.8	433	32.2	535	22.9	680	▲7.7

加工食品の輸出入動向

単位 { 輸入量：t、kl
輸入価格：円/kg、円/kl
増減率：%

飲料												区 分
その他の菓子		オレンジ果汁		グレープフルーツ果汁		他かんきつ果汁		パイナップル果汁		ぶどう果汁		
増減率		増減率		増減率		増減率		増減率		増減率		年 月
t	%	kl	%	kl	%	kl	%	kl	%	kl	%	
44,616	▲14.5	61,934	▲0.9	20,975	▲9.1	15,529	▲13.7	8,905	▲12.3	35,810	▲1.2	21
49,431	10.8	69,109	11.6	19,933	▲5.0	15,673	0.9	8,378	▲5.9	35,984	0.5	22
53,284	7.8	76,673	10.9	22,764	14.2	16,295	4.0	9,391	12.1	36,936	2.6	23
56,978	6.9	71,443	▲6.8	23,330	2.5	16,592	1.8	7,819	▲16.7	38,759	4.9	24
54,759	▲3.9	73,969	3.5	20,133	▲13.7	16,888	1.8	6,255	▲20.0	37,143	▲4.2	25
52,321	▲4.5	52,465	▲29.1	20,577	2.2	18,264	8.1	8,003	27.9	32,466	▲12.6	26
4,574	2.5	3,748	▲24.3	1,933	2.4	1,793	▲12.6	594	▲34.8	2,582	▲18.3	平. 26. 1
3,038	▲17.4	2,358	26.7	1,015	13.9	2,101	20.1	517	76.2	1,871	▲15.0	2
3,769	▲7.4	2,352	▲75.5	1,892	54.7	1,353	22.8	702	160.8	2,750	88.1	3
4,661	▲13.4	5,441	53.1	1,990	▲3.1	1,414	13.6	768	138.4	3,063	▲13.3	4
4,577	▲5.3	4,048	5.2	2,258	14.2	1,081	1.9	667	▲3.3	4,322	11.3	5
4,834	6.0	9,380	105.8	1,909	1.1	1,468	13.4	913	21.4	2,888	▲20.0	6
5,171	5.8	3,380	▲76.8	2,391	▲15.7	1,627	▲0.1	1,120	34.8	2,876	▲33.4	7
4,244	▲0.7	3,525	▲6.8	1,475	12.8	1,313	40.9	647	▲1.2	3,724	▲18.9	8
4,168	1.5	3,058	6.5	1,418	▲25.5	1,742	34.5	660	85.0	2,337	▲32.5	9
4,502	▲4.1	8,361	193.4	1,717	25.0	1,229	25.8	603	42.2	2,027	▲39.0	10
4,030	▲14.5	3,692	15.9	1,065	▲22.6	1,552	1.6	294	▲45.6	2,136	▲4.6	11
4,753	▲6.8	3,124	▲83.0	1,514	7.1	1,591	▲21.5	517	144.2	1,889	38.8	12
3,759	▲17.8	4,005	6.9	2,201	13.8	1,314	▲26.7	443	▲25.5	3,016	16.8	平. 27. 1
3,332	9.7	11,515	388.4	1,397	37.6	1,934	▲7.9	312	▲39.6	1,639	▲12.4	2
3,115	▲17.4	2,276	▲3.2	1,310	▲30.8	1,484	9.7	689	▲1.9	2,355	▲14.4	3
												4
												5
												6
												7
												8
												9
												10
												11
												12
10,206	▲10.3	17,796	110.4	4,907	1.4	4,732	▲9.8	1,444	▲20.4	7,010	▲2.7	3月計
293	▲5.0	193	▲27.6	177	▲11.2	311	2.0	195	2.9	247	▲7.1	21
282	▲3.6	187	▲3.5	191	8.0	303	▲2.6	206	5.7	246	▲0.7	22
286	1.4	256	37.4	203	6.3	318	4.9	209	1.6	257	4.5	23
302	5.6	265	3.5	238	17.5	303	▲4.7	194	▲7.0	261	1.9	24
364	20.5	285	7.6	288	20.8	318	4.8	199	2.3	353	34.8	25
392	7.7	294	3.2	300	4.1	399	25.6	216	8.4	355	0.6	12月平均
380	11.0	287	5.8	292	17.6	367	46.2	186	▲10.4	413	29.4	平. 26. 1
393	10.4	279	▲3.9	298	13.8	336	▲1.2	187	▲13.1	392	13.8	2
410	12.1	278	▲0.3	291	7.1	304	▲8.6	195	▲2.3	369	▲9.5	3
393	12.6	298	8.5	316	4.5	341	▲0.9	210	▲4.0	386	13.0	4
381	5.6	283	1.3	275	▲7.2	327	▲0.7	215	6.7	354	▲5.6	5
348	▲4.7	291	▲2.9	290	2.6	353	8.4	208	▲5.1	342	▲3.1	6
355	1.1	277	▲0.6	313	4.9	344	8.8	209	14.5	322	▲10.4	7
374	0.9	283	4.0	280	▲8.9	378	17.0	223	18.0	306	▲12.4	8
397	6.1	286	4.5	320	4.0	426	35.4	228	16.3	346	▲2.2	9
413	12.4	315	14.5	302	7.9	552	68.0	249	33.2	350	2.5	10
432	9.2	315	12.5	328	12.8	523	63.8	276	43.7	339	▲2.2	11
445	18.7	306	0.6	305	7.8	546	68.0	245	47.0	370	▲0.5	12
431	13.4	338	17.9	311	6.7	446	21.6	251	34.8	347	▲16.0	平. 27. 1
430	9.6	358	28.2	290	▲2.7	456	35.9	246	31.9	356	▲9.1	2
471	15.0	312	12.0	377	29.7	503	65.4	259	33.1	397	7.5	3
												4
												5
												6
												7
												8
												9
												10
												11
												12
443	25.1	347	25.0	323	25.0	468	55.5	254	22.1	366	5.6	3月平均

区分 年月	飲 料 (つ づ)											
	りんご果汁		その他の果汁		トマトジュース		野菜ジュース		混合ジュース		清涼飲料	
	増減率		増減率		増減率		増減率		増減率		増減率	
輸入量	kl	%	kl	%	kl	%	kl	%	kl	%	kl	%
21	61,362	▲24.2	6,292	▲27.2	503	▲15.4	35,845	▲21.7	6,439	▲15.0	607,421	▲13.4
22	59,517	▲3.0	6,907	9.8	418	▲16.8	27,998	▲21.9	7,513	16.7	601,712	▲0.9
23	63,861	7.3	8,646	25.2	1,064	154.5	35,393	26.4	11,115	47.9	853,847	41.9
24	66,964	4.9	9,178	6.2	2,868	169.6	38,581	9.0	16,500	48.4	673,353	▲21.1
25	65,869	▲1.6	9,128	▲0.5	2,324	▲19.0	44,087	14.3	14,684	▲11.0	711,929	5.7
26	67,095	1.9	8,733	▲4.3	1,358	▲41.6	43,200	▲2.0	9,718	▲33.8	559,679	▲21.4
平. 26. 1	8,139	78.1	818	22.3	56	▲65.7	2,607	▲29.1	774	▲15.4	43,783	▲7.7
2	5,112	37.2	645	13.7	91	▲52.8	2,761	▲0.9	837	▲41.0	32,458	▲26.8
3	4,232	19.5	818	28.0	106	20.7	2,620	▲23.9	776	▲30.8	45,974	▲24.3
4	6,041	▲6.0	637	▲47.3	36	▲71.1	3,815	27.7	842	▲17.7	61,340	▲15.7
5	7,196	▲17.4	1,073	49.8	100	▲65.8	5,885	40.1	916	▲41.0	63,909	▲23.0
6	5,820	▲16.4	677	▲7.5	282	75.6	4,689	31.1	832	▲22.9	60,689	▲1.6
7	4,827	▲15.1	819	20.1	147	8.1	4,671	3.0	1,174	▲39.7	62,964	▲19.3
8	5,064	0.0	747	▲14.6	157	▲50.3	4,079	▲8.3	657	▲37.4	49,709	▲24.5
9	5,605	▲7.8	568	▲20.1	128	▲48.8	3,366	▲3.3	872	▲12.3	46,698	▲22.0
10	5,775	27.8	633	▲21.9	39	▲85.4	3,607	▲8.7	1,056	▲21.6	38,249	▲29.5
11	5,210	▲10.2	594	▲34.2	110	▲46.7	2,221	▲40.8	326	▲65.3	29,646	▲25.9
12	4,075	▲14.8	703	14.2	105	▲15.8	2,879	▲11.4	655	▲49.6	24,258	▲44.6
平. 27. 1	5,109	▲37.2	659	▲19.5	156	177.3	1,526	▲41.5	544	▲29.8	32,758	▲25.2
2	6,234	22.0	572	▲11.3	123	35.0	2,030	▲26.5	672	▲19.7	33,064	1.9
3	3,503	▲17.2	578	▲29.4	106	▲0.3	2,348	▲10.4	689	▲11.2	47,086	2.4
4												
5												
6												
7												
8												
9												
10												
11												
12												
3月計	14,846	▲15.1	1,809	▲20.7	386	51.8	5,904	▲26.1	1,905	▲20.2	112,909	▲7.6
輸入価格												
21	177	▲35.3	531	▲14.8	108	▲35.9	287	▲11.6	233	▲34.1	78	▲5.2
22	145	▲17.8	506	▲4.6	74	▲31.9	283	▲1.2	174	▲25.0	71	▲9.0
23	198	36.5	512	1.1	70	▲4.5	284	0.1	196	12.4	59	▲17.6
24	216	8.8	461	▲9.8	75	6.1	268	▲5.5	263	34.0	65	10.4
25	229	6.5	549	18.9	107	43.5	335	24.9	291	10.8	73	12.0
12月平均	218	▲5.1	613	11.6	155	45.2	353	5.3	267	▲8.5	74	1.6
平. 26. 1	214	▲3.9	604	30.9	100	▲36.9	360	12.5	314	▲3.9	78	7.1
2	207	▲10.8	628	3.6	194	109.4	357	14.4	275	▲18.6	70	▲1.1
3	210	▲9.9	646	15.6	328	220.0	374	18.2	303	8.0	60	▲11.6
4	220	▲5.8	716	65.0	73	▲65.1	343	6.4	262	6.0	68	▲6.3
5	220	▲9.0	491	▲31.0	153	4.0	329	1.0	248	▲14.6	65	▲9.2
6	219	▲10.4	501	▲5.2	109	▲20.5	343	5.0	281	▲10.1	71	▲0.2
7	222	▲3.7	635	18.7	109	▲16.6	334	2.0	226	▲21.3	77	9.2
8	215	▲5.6	656	24.6	63	▲24.1	336	▲1.6	227	▲12.2	78	8.2
9	214	▲4.2	676	37.3	146	133.8	377	11.3	283	15.3	78	8.7
10	222	0.1	665	14.8	211	147.1	355	▲1.5	263	▲16.6	92	17.3
11	220	2.3	633	▲2.6	299	356.4	372	7.6	201	▲34.3	79	0.6
12	231	8.6	583	3.2	177	148.6	409	8.2	299	8.9	85	5.3
平. 27. 1	231	7.7	792	31.3	146	46.2	426	18.3	300	▲4.7	114	45.8
2	226	8.9	709	13.0	113	▲41.6	384	7.3	323	17.6	101	43.9
3	230	9.3	784	21.5	169	▲48.5	391	4.6	319	5.5	100	66.5
4												
5												
6												
7												
8												
9												
10												
11												
12												
3月平均	228	▲0.3	764	41.9	142	19.4	397	25.6	315	▲0.4	104	48.2

加工食品の輸出入動向

単位 { 輸入量：t、kl
輸入価格：円/kg、円/kl
増減率：%

き)		調味料								区 分
インスタント コーヒー		インスタントティ		醬 油		トマトケチャップ		トマトソース		マスタード		
kl	%	kl	%	t	%	t	%	t	%	t	%	年 月
7,400	▲5.7	1,556	13.0	658	▲5.5	6,167	▲5.1	622	▲0.8	3,419	▲12.8	
7,445	0.6	1,522	▲2.2	521	▲20.9	6,153	▲0.2	581	▲6.6	3,699	8.2	22
8,274	11.1	1,791	17.7	1,006	93.1	7,054	14.7	515	▲11.3	3,696	▲0.1	23
10,341	25.0	2,130	18.9	1,530	52.1	6,034	▲14.5	935	81.5	4,460	20.7	24
11,235	8.7	2,591	21.7	2,084	36.2	6,469	7.2	881	▲5.9	4,364	▲2.1	25
12,498	11.2	2,992	15.5	1,937	▲7.0	5,532	▲14.5	970	10.1	4,186	▲4.1	26
947	12.0	325	12.8	190	9.2	435	10.2	78	128.2	430	50.6	平. 26.1
1,164	56.1	292	54.8	147	▲32.9	424	▲23.2	110	35.1	373	2.4	2
1,103	6.8	209	▲6.1	135	1.2	263	▲58.7	72	▲28.4	411	29.9	3
973	14.0	217	127.2	79	▲80.1	592	56.5	76	▲46.0	332	▲25.0	4
964	13.5	227	28.6	142	▲39.3	578	▲15.8	90	308.2	376	▲10.3	5
973	17.1	197	14.7	253	▲17.6	369	▲23.5	88	69.5	369	12.7	6
815	19.8	189	10.3	95	▲9.3	544	▲7.1	48	11.3	300	▲34.6	7
1,014	▲7.7	187	▲16.6	203	91.6	368	35.3	105	59.7	315	▲6.0	8
1,040	13.2	232	4.2	135	37.2	605	▲14.4	42	▲47.2	383	15.7	9
981	▲13.6	324	▲1.7	138	195.9	525	12.8	72	▲17.3	348	▲18.4	10
1,219	2.7	294	11.7	195	54.7	413	▲18.3	142	83.5	261	▲21.9	11
1,306	23.4	299	26.1	223	66.7	417	▲48.2	48	▲50.7	287	▲11.1	12
1,293	36.5	303	▲6.9	135	▲28.9	221	▲49.2	12	▲84.8	319	▲25.8	平. 27.1
1,134	▲2.5	143	▲51.0	208	41.2	472	11.4	11	▲89.9	349	▲6.4	2
974	▲11.7	167	▲19.9	34	▲74.9	650	147.3	36	▲50.1	445	8.3	3
												4
												5
												6
												7
												8
												9
												10
												11
												12
3,401	5.8	613	▲25.8	377	▲20.2	1,343	19.7	59	▲77.4	1,114	▲8.3	3月計
943	▲16.4	1,180	▲4.9	112	▲4.3	105	▲4.9	130	▲28.9	334	11.5	21
928	▲1.6	1,066	▲9.7	113	1.1	101	▲3.3	108	▲17.0	307	▲8.3	22
877	▲5.5	942	▲11.6	73	▲35.3	94	▲7.3	114	5.6	280	▲8.7	23
916	4.4	1,013	7.4	71	▲2.9	97	3.3	103	▲9.6	279	▲0.4	24
1,040	13.6	1,095	8.1	86	20.8	116	19.0	117	13.3	311	11.5	25
957	▲8.0	1,080	▲1.3	94	10.2	121	5.0	116	▲1.0	338	8.6	12月平均
977	1.4	1,529	35.6	92	31.1	142	29.7	99	0.7	239	▲9.2	平. 26.1
902	▲21.3	1,027	21.9	87	11.9	125	11.5	134	18.3	276	▲33.3	2
877	▲9.3	840	▲0.4	80	23.7	122	5.5	94	▲16.9	293	▲11.7	3
929	▲17.5	849	▲9.3	138	80.1	130	6.3	128	27.5	361	47.4	4
950	▲8.1	788	▲8.8	83	▲5.3	101	▲6.5	105	▲58.6	353	28.1	5
893	▲13.9	876	▲11.1	93	21.5	138	28.5	115	5.0	293	▲22.0	6
1,002	▲13.8	980	28.3	86	▲1.8	114	3.0	126	2.7	366	68.4	7
957	▲14.3	907	4.1	94	▲21.4	109	▲17.1	110	4.1	330	9.5	8
968	▲8.4	844	▲34.4	87	▲16.8	121	▲0.4	139	31.6	435	62.0	9
1,043	8.0	1,316	▲9.8	85	▲30.3	114	▲13.6	111	▲5.9	417	22.0	10
935	0.1	1,129	0.2	106	▲6.0	126	11.3	113	▲2.0	421	0.8	11
1,057	▲0.8	1,386	▲9.7	107	3.4	122	6.8	132	▲6.7	317	▲1.7	12
999	2.2	1,239	▲18.9	110	19.3	132	▲7.3	443	348.7	296	23.7	平. 27.1
1,094	21.2	1,068	4.0	98	11.8	132	5.7	129	▲3.7	342	24.2	2
1,000	14.0	912	8.5	128	59.4	117	▲4.2	137	46.2	320	9.0	3
												4
												5
												6
												7
												8
												9
												10
												11
												12
1,031	1.3	1,110	15.6	105	45.2	125	10.5	198	78.7	320	▲6.6	3月平均

区分 年月	調味料(つづき)											
	マヨネーズ		ドレッシング		その他ソース		インスタント カレー		うま味調味料		食酢類	
	増減率		増減率		増減率		増減率		増減率		増減率	
輸入量	t	%	t	%	t	%	t	%	t	%	t	%
21	716	43.9	534	1.9	54,763	3.1	1,089	▲21.6	82,697	▲12.3	2,633	▲9.2
22	766	7.1	535	0.3	55,543	1.4	720	▲33.9	84,497	2.2	2,979	13.2
23	977	27.5	550	2.8	60,470	8.9	856	18.8	97,205	15.0	2,837	▲4.7
24	1,121	14.7	663	20.6	62,797	3.8	1,297	51.6	99,060	1.9	2,979	5.0
25	905	▲19.2	504	▲24.0	60,855	▲3.1	1,290	▲0.5	97,013	▲2.1	2,928	▲1.7
26	592	▲34.7	449	▲11.0	59,004	▲3.0	1,483	14.9	96,651	▲0.4	3,080	5.2
平. 26.1	54	▲2.9	50	▲18.7	4,578	1.1	95	129.2	9,011	6.8	275	56.3
2	55	▲27.1	-	▲100.0	5,108	7.9	126	67.8	7,838	11.7	205	▲24.4
3	94	46.4	43	41.7	4,434	▲10.9	125	26.7	7,259	▲10.3	262	31.9
4	51	▲36.5	30	▲63.6	5,511	11.0	146	36.9	7,657	▲9.1	237	▲15.8
5	46	▲56.5	29	364.3	4,593	▲7.3	119	20.5	7,811	▲17.6	379	37.7
6	53	▲21.0	71	▲3.0	4,988	14.5	118	1.9	7,178	1.6	335	104.3
7	75	15.7	3	▲93.9	5,442	▲0.2	175	▲1.6	8,339	▲3.2	328	5.4
8	38	▲45.9	78	276.2	4,635	▲10.8	197	73.5	7,666	12.8	170	▲42.0
9	33	▲52.9	16	▲76.5	4,922	▲1.9	105	▲11.0	8,723	27.0	186	4.6
10	45	▲38.9	100	69.7	5,833	▲2.6	107	6.2	8,983	▲2.5	164	▲45.9
11	31	▲73.2	16	▲25.7	4,466	▲23.2	98	▲30.8	8,186	▲6.8	311	27.4
12	17	▲74.1	12	▲53.4	4,493	▲7.9	73	▲29.5	7,999	▲2.7	228	▲1.9
平. 27.1	8	▲84.8	64	28.3	4,638	1.3	83	▲12.3	9,344	3.7	212	▲22.9
2	11	▲80.4	23	-	4,027	▲21.2	74	▲41.2	7,555	▲3.6	194	▲5.3
3	26	▲72.4	79	82.7	4,878	10.0	74	▲40.5	8,751	20.6	230	▲12.5
4												
5												
6												
7												
8												
9												
10												
11												
12												
3月計	45	▲77.9	167	78.0	13,543	▲4.1	232	▲33.0	25,651	6.4	636	▲14.3
輸入価格												
21	341	▲17.0	300	▲12.8	261	▲3.4	352	▲7.4	142	8.3	306	▲8.1
22	237	▲30.5	275	▲8.1	253	▲3.0	387	9.9	140	▲1.2	267	▲12.6
23	267	12.6	276	0.3	244	▲3.8	302	▲22.0	141	0.9	265	▲0.8
24	281	5.2	239	▲13.5	247	1.3	268	▲11.3	141	0.2	274	3.3
25	295	5.0	257	7.6	289	17.0	298	11.5	161	14.0	340	24.4
12月平均	398	34.8	318	23.4	326	13.0	302	1.2	165	2.1	379	11.3
平. 26.1	458	56.4	247	46.8	324	9.4	276	11.0	164	10.8	348	15.2
2	351	17.6	-	-	303	13.1	343	47.3	159	5.1	363	13.0
3	420	53.3	279	3.1	326	17.5	291	▲0.2	161	2.6	333	▲1.1
4	414	96.1	304	21.0	310	7.3	323	▲4.9	157	▲1.1	382	9.0
5	332	▲11.6	236	▲74.0	335	13.3	300	▲17.1	160	▲1.4	400	21.8
6	459	51.9	263	5.6	309	3.9	295	4.2	161	▲4.8	321	▲19.5
7	250	▲0.9	860	192.8	328	10.8	293	▲7.8	164	▲3.0	326	4.5
8	329	47.2	268	▲19.3	320	10.8	287	▲4.7	162	▲2.3	436	38.1
9	361	27.5	910	327.2	336	16.2	332	7.2	164	▲0.2	382	6.6
10	506	29.5	283	1.2	331	19.0	275	▲0.5	168	1.2	567	74.9
11	550	108.9	442	117.1	314	10.2	282	2.5	173	7.0	332	▲16.2
12	474	33.4	830	235.7	385	25.2	343	18.4	182	11.9	486	31.0
平. 27.1	462	1.0	286	15.6	362	11.9	358	30.0	181	10.3	351	0.9
2	581	65.6	298	-	365	20.4	300	▲12.5	178	12.2	375	3.3
3	443	5.6	307	9.9	331	1.8	358	23.1	180	11.5	347	4.2
4												
5												
6												
7												
8												
9												
10												
11												
12												
3月平均	479	66.1	297	33.4	352	25.7	340	29.3	180	18.2	357	11.2

加工食品の輸出入動向

単位 { 輸入量：t
輸入価格：円/kg
増減率：%

その他の 混合調味料	加工油脂		その他の調製食品								区分 年月	
	マーガリン類		育児用調製品		酵母・イースト		スープ類		たんぱく質調製品			
	増減率	増減率	増減率	増減率	増減率	増減率	増減率	増減率	増減率			
t	%	t	%	t	%	t	%	t	%	t	%	
36,442	3.1	9,249	22.4	13	▲57.7	14,071	▲10.8	17,206	▲1.0	5,555	▲1.5	21
37,326	2.4	9,930	7.4	7	▲43.9	17,399	23.7	17,965	4.4	6,521	17.4	22
36,862	▲1.2	10,973	10.5	9	24.5	16,570	▲4.8	20,959	16.7	7,198	10.4	23
38,172	3.6	11,530	5.1	3	▲65.6	14,944	▲9.8	21,308	1.7	6,138	▲14.7	24
32,995	▲13.6	11,815	2.5	4	38.7	15,752	5.4	21,406	0.5	6,638	8.1	25
29,594	▲10.3	13,802	16.8	3	▲21.9	15,820	0.4	20,451	▲4.5	7,733	16.5	26
2,630	▲15.6	961	▲2.5	-	-	1,221	▲9.2	1,819	17.2	576	▲18.5	平. 26.1
2,170	▲19.7	853	▲1.9	0	-	1,173	29.3	1,584	▲23.3	650	77.9	2
2,318	▲19.7	1,321	69.3	-	▲100.0	1,390	▲0.6	1,838	5.8	629	11.6	3
2,690	▲9.4	1,206	3.6	-	-	1,186	▲1.5	1,468	▲31.4	707	24.3	4
2,735	0.7	1,512	81.0	1	-	1,264	3.1	1,502	1.6	666	5.9	5
2,062	▲13.1	885	10.8	-	-	1,413	0.3	1,499	2.4	677	78.7	6
2,504	▲9.1	1,224	4.6	0	▲72.7	1,552	6.1	1,652	23.4	728	16.0	7
2,139	▲20.0	1,017	6.6	-	-	996	▲32.2	1,492	▲21.4	475	4.1	8
2,438	▲10.0	1,281	17.7	1	25.0	1,203	▲12.5	2,138	18.5	684	24.8	9
2,779	6.4	1,344	7.0	-	-	1,584	51.5	1,815	▲14.3	672	▲9.3	10
2,445	▲10.0	1,174	23.1	-	▲100.0	1,474	▲4.1	1,869	▲9.8	739	15.6	11
2,684	▲3.0	1,025	6.9	1	-	1,362	▲0.7	1,776	1.9	530	28.2	12
2,131	▲19.0	1,136	18.2	-	-	1,360	11.3	1,490	▲18.1	669	16.0	平. 27.1
2,466	13.6	918	7.7	-	▲100.0	1,464	24.8	1,470	▲7.2	669	2.9	2
1,993	▲14.0	1,057	▲20.0	1	-	1,224	▲12.0	1,239	▲32.6	619	▲1.6	3
												4
												5
												6
												7
												8
												9
												10
												11
												12
6,590	▲7.4	3,111	▲0.8	1	166.7	4,048	7.0	4,199	▲19.9	1,956	5.4	3月計
194	0.2	294	▲18.3	374	▲0.1	311	▲10.7	304	▲9.3	471	12.7	21
193	▲0.7	287	▲2.4	422	13.0	299	▲3.9	283	▲6.7	424	▲9.9	22
196	1.5	290	0.9	688	63.0	298	▲0.6	259	▲8.4	426	0.5	23
202	3.3	289	▲0.2	699	1.7	347	16.5	283	9.3	504	18.5	24
250	23.4	341	18.0	497	▲28.9	349	0.7	322	13.6	538	6.7	25
299	19.8	353	3.5	589	18.5	395	13.0	373	15.9	539	0.1	12月平均
288	40.2	345	32.1	-	-	420	21.8	379	20.8	447	58.1	平. 26.1
280	21.2	356	23.8	558	-	430	7.4	319	14.9	784	7.4	2
275	23.2	344	1.4	-	-	360	28.3	365	22.6	459	▲34.2	3
287	19.2	366	7.4	-	-	402	30.8	402	26.2	582	▲21.4	4
279	10.7	322	▲17.8	551	-	368	▲9.1	386	4.8	541	43.8	5
341	17.9	344	1.7	-	-	411	46.9	359	▲1.9	454	72.1	6
316	21.0	358	▲6.8	548	11.1	413	16.9	378	12.8	473	▲22.4	7
302	9.5	373	10.7	-	-	391	11.3	390	17.9	593	4.1	8
301	13.5	366	2.5	559	2.9	429	28.6	348	6.5	506	▲4.6	9
315	23.4	354	13.7	-	-	385	▲23.7	369	16.5	550	▲13.9	10
299	21.5	351	▲3.2	-	-	390	14.5	388	25.1	386	▲27.9	11
312	17.3	368	▲3.9	641	-	347	▲0.5	401	22.1	766	52.6	12
343	18.9	345	0.2	-	-	358	▲14.6	405	6.7	404	▲9.8	平. 27.1
320	14.2	368	3.4	-	-	369	▲14.3	386	21.2	610	▲22.2	2
346	25.6	363	5.4	688	-	457	26.9	413	13.1	637	38.6	3
												4
												5
												6
												7
												8
												9
												10
												11
												12
335	52.7	358	22.2	688	42.7	392	17.4	401	36.0	548	4.2	3月平均

区分 年月	その他の調製食料品（つづき）											
	栄養補助食品 （主にビタミン）		ミルク調製品		コーヒーをもと とした調製品		茶をもと とした調製品		その他調製品		その他 加糖調製品	
	増減率		増減率		増減率		増減率		増減率		増減率	
輸入量	t	%	t	%	t	%	t	%	t	%	t	%
21	961	10.0	133,108	8.0	8,939	3.8	1,022	▲4.5	146,338	▲3.5	211,147	5.3
22	943	▲1.9	132,600	▲0.4	7,848	▲12.2	920	▲10.0	145,864	▲0.3	212,593	0.7
23	907	▲3.9	141,845	7.0	7,616	▲2.9	979	6.4	163,639	12.2	226,706	6.6
24	885	▲2.3	146,670	3.4	6,704	▲12.0	850	▲13.2	174,593	6.7	242,771	7.1
25	904	2.1	144,365	▲1.6	8,972	33.8	749	▲11.9	159,166	▲8.8	250,769	3.3
26	829	▲8.2	142,976	▲1.0	9,965	11.1	661	▲11.8	158,518	▲0.4	263,322	5.0
平. 26.1	76	▲8.1	11,828	▲6.3	594	28.4	62	15.7	14,944	8.0	18,845	▲0.3
2	63	▲30.6	11,696	▲4.4	719	30.1	57	▲4.0	10,090	▲17.3	19,210	▲0.7
3	80	103.1	14,439	4.7	1,018	99.0	58	▲0.2	12,787	10.4	21,827	8.3
4	87	31.4	9,428	▲16.5	756	▲36.9	62	▲28.9	15,750	4.8	24,329	1.2
5	53	▲20.3	11,400	▲20.1	960	17.8	83	▲10.8	14,285	▲0.2	19,925	▲3.7
6	65	▲27.6	12,856	26.2	938	40.3	13	▲74.0	14,041	15.7	22,599	10.8
7	70	▲31.6	12,671	▲11.7	1,077	46.0	82	▲1.7	14,794	11.4	23,486	6.9
8	67	7.0	10,321	▲15.4	1,053	5.7	51	▲24.5	12,212	▲7.0	21,393	▲7.1
9	57	▲23.4	13,388	25.8	559	▲22.5	49	▲33.2	12,592	▲0.7	22,474	24.9
10	77	▲17.2	11,493	▲11.4	825	43.3	68	30.6	12,833	▲6.4	24,546	14.0
11	79	▲22.8	10,458	1.2	671	▲38.1	31	91.0	11,804	▲12.2	23,444	11.1
12	56	62.9	12,997	36.9	795	22.7	45	▲17.8	12,387	▲10.4	21,245	▲1.9
平. 27.1	78	3.2	11,520	▲2.6	1,067	79.7	56	▲10.5	12,711	▲14.9	21,403	13.6
2	66	5.2	11,243	▲3.9	758	5.4	46	▲19.6	11,229	11.3	18,534	▲3.5
3	95	18.6	14,041	▲2.8	1,166	14.6	100	73.9	10,735	▲16.0	23,883	9.4
4												
5												
6												
7												
8												
9												
10												
11												
12												
3月計	239	9.4	36,804	▲3.1	2,991	28.3	202	14.0	34,676	▲8.3	63,819	6.6
輸入価格												
21	7,560	▲1.2	186	▲36.3	546	▲4.7	1,091	▲10.5	402	▲10.6	79	▲18.3
22	7,161	▲5.3	197	5.9	485	▲11.1	1,376	26.1	387	▲3.8	91	14.8
23	8,104	13.2	217	10.2	533	9.8	1,419	3.1	350	▲9.4	97	6.4
24	7,985	▲1.5	198	▲8.7	540	1.5	1,558	9.8	341	▲2.6	93	▲4.2
25	8,543	7.0	243	22.9	642	18.9	1,763	13.2	427	25.1	108	16.5
12月平均	9,287	8.7	295	21.5	656	2.1	2,218	25.8	503	17.8	117	8.6
平. 26.1	11,434	28.1	305	43.6	680	14.5	2,804	39.6	489	30.5	116	18.7
2	8,323	▲3.0	316	40.8	626	▲0.2	1,536	▲15.2	515	30.7	116	11.3
3	10,436	58.3	356	39.4	606	▲3.6	2,384	74.5	519	34.7	114	5.2
4	8,541	4.9	231	27.9	793	40.4	2,193	23.8	487	21.8	118	8.8
5	8,834	▲10.3	275	25.7	617	▲0.3	1,366	▲24.7	469	19.1	123	10.2
6	8,101	▲8.6	287	13.7	567	▲13.4	4,462	114.5	471	12.8	114	4.2
7	8,053	4.8	274	16.6	594	▲16.9	1,974	33.6	488	12.8	121	11.2
8	10,059	8.6	293	19.4	578	1.1	2,248	27.6	487	10.0	122	6.9
9	10,133	38.7	278	8.8	815	24.4	2,660	75.4	508	11.1	120	14.1
10	9,277	▲8.3	292	6.6	693	▲19.0	1,958	14.5	520	12.7	118	9.1
11	7,787	1.2	309	12.4	726	8.8	3,909	▲15.5	521	12.3	112	4.7
12	10,702	14.3	305	▲1.4	731	13.6	2,158	47.0	578	17.1	117	3.2
平. 27.1	9,800	▲14.3	296	▲3.0	748	9.9	1,858	▲33.7	545	11.5	117	0.9
2	9,965	19.7	310	▲1.9	728	16.3	2,166	41.1	552	7.2	117	0.8
3	9,296	▲10.9	295	▲17.3	622	2.5	1,263	▲47.0	605	16.5	113	▲1.2
4												
5												
6												
7												
8												
9												
10												
11												
12												
3月平均	9,646	15.6	300	29.4	694	12.3	1,633	▲5.2	566	47.2	116	11.4

加工食品の輸出入動向

単位 { 輸入量：t、kl
輸入価格：円/kg、円/kl
増減率：%

酒 類												区 分
ビール		ワイン		ブランデー		ウイスキー		清 酒		合成清酒		
kl	増減率 %	kl	増減率 %	kl	増減率 %	kl	増減率 %	kl	増減率 %	kl	増減率 %	年月
30,729	▲8.8	190,187	4.4	2,952	▲20.2	15,927	0.2	325	▲47.1	16,301	4.5	
29,429	▲4.2	203,451	7.0	3,045	3.1	19,639	23.3	474	45.7	12,434	▲23.7	22
42,370	44.0	218,007	7.2	3,065	0.7	27,248	38.7	353	▲25.4	7,530	▲39.4	23
40,666	▲4.0	268,040	23.0	2,778	▲9.4	28,580	4.9	388	9.8	3,854	▲48.8	24
42,396	4.3	276,365	3.1	2,760	▲0.7	27,321	▲4.4	340	▲12.2	3,501	▲9.2	25
39,518	▲6.8	284,205	2.8	2,538	▲8.0	25,770	▲5.7	297	▲12.7	3,243	▲7.4	26
平. 26.1												21
2,617	0.6	22,240	20.1	153	14.9	1,992	6.7	29	▲49.8	273	12.4	2
3,021	▲0.6	18,178	1.8	148	▲20.1	1,425	▲35.2	9	▲80.2	257	36.8	3
3,263	▲16.9	21,590	2.4	285	▲18.5	1,881	▲27.3	20	▲53.6	291	6.3	4
3,084	1.1	24,926	4.3	155	▲60.2	2,439	▲5.3	21	▲20.8	172	▲44.1	5
3,850	▲1.4	26,484	17.8	322	44.1	2,242	2.8	60	-	241	▲33.1	6
4,007	4.6	21,390	▲2.2	159	1.4	2,286	▲4.4	20	▲53.2	342	33.0	7
3,568	▲27.9	24,645	1.4	296	5.0	2,418	0.2	29	42.9	292	▲11.3	8
3,610	▲12.1	21,548	▲6.6	269	8.2	2,080	▲4.2	23	▲40.1	240	▲22.4	9
3,696	▲3.8	23,406	6.6	209	79.6	1,700	▲12.2	39	833.7	342	5.1	10
3,280	10.4	24,899	0.4	237	▲16.7	2,544	9.2	5	▲76.3	326	▲9.4	11
2,394	▲28.2	31,076	▲9.0	163	▲9.4	2,163	▲14.5	18	▲20.9	291	▲14.7	12
3,128	9.9	23,822	6.3	142	▲32.7	2,599	21.5	25	18.4	176	▲14.8	平. 27.1
2,740	4.7	20,393	▲8.3	229	49.1	2,312	16.1	50	74.0	223	▲18.3	2
2,337	▲22.6	19,827	9.1	200	35.1	1,935	35.8	62	610.4	241	▲6.3	3
2,896	▲11.2	22,733	5.3	232	▲18.6	2,399	27.5	18	▲10.0	241	▲17.3	4
3月計												5
7,973	▲10.4	62,953	1.5	661	12.7	6,646	25.4	130	126.2	705	▲14.2	6
12月平均												7
162	▲8.8	534	▲29.9	2,228	▲14.1	1,130	▲22.6	128	▲9.4	90	▲0.4	8
155	▲3.8	508	▲4.8	2,188	▲1.8	1,010	▲10.7	110	▲13.5	94	4.4	9
128	▲17.8	489	▲3.7	1,996	▲8.8	894	▲11.5	115	4.3	83	▲12.6	10
135	5.7	471	▲3.7	2,155	8.0	864	▲3.3	107	▲7.4	91	10.1	11
157	16.5	562	19.2	2,408	11.7	980	13.4	131	22.8	105	15.2	12
173	9.8	616	9.6	2,668	10.8	1,111	13.4	163	24.1	110	4.6	平. 26.1
179	21.2	577	19.1	2,861	▲24.5	1,186	25.9	122	▲15.0	114	13.3	2
151	8.9	635	27.9	2,840	51.5	1,153	32.3	162	13.9	110	2.2	3
157	6.4	571	17.2	2,099	▲4.7	1,020	19.9	99	▲8.6	112	12.2	4
189	20.2	580	19.1	3,144	118.9	1,070	13.4	124	▲4.6	110	7.5	5
172	6.7	586	0.0	2,122	▲13.6	1,046	9.5	98	-	107	▲1.7	6
147	▲6.2	609	9.9	3,301	▲5.1	1,060	26.9	95	▲12.9	102	▲4.2	7
179	16.7	566	0.8	2,114	13.8	1,062	2.1	140	12.6	104	0.2	8
176	16.1	610	13.7	2,335	23.0	1,046	▲1.3	157	18.3	111	6.8	9
170	4.3	666	7.1	3,483	▲6.4	1,307	21.7	394	166.4	105	1.6	10
193	14.7	630	9.1	2,671	▲4.7	1,082	0.7	143	49.5	113	10.8	11
189	9.0	695	3.9	3,317	16.9	1,104	10.2	172	1.2	114	7.0	12
180	5.7	646	7.1	3,273	8.7	1,243	8.7	171	11.0	118	3.4	平. 27.1
199	11.3	648	12.2	3,040	6.3	1,087	▲8.3	106	▲13.3	123	8.6	2
170	12.5	606	▲4.5	2,383	▲16.1	1,181	2.4	138	▲14.8	116	5.1	3
174	10.8	521	▲8.7	2,451	16.8	1,114	9.2	131	31.6	119	6.2	4
3月平均												5
181	25.3	589	20.4	2,635	8.5	1,124	27.3	125	▲6.1	119	16.8	6
3月平均												7
3月平均												8
3月平均												9
3月平均												10
3月平均												11
3月平均												12

単位 { 輸入量：kl
輸入価格：円/kl
増減率：%

区分 年月	酒 類 (つ づ き)			
	リキュール類		その他の酒類	
	輸入量	増減率	輸入量	増減率
	kl	%	kl	%
21	18,711	0.5	291,786	16.6
22	18,176	▲2.9	346,359	18.7
23	20,454	12.5	452,556	30.7
24	22,203	8.6	280,463	▲38.0
25	29,177	31.4	241,072	▲14.0
26	40,425	38.5	228,145	▲5.4
平. 26. 1	1,998	41.1	20,135	4.8
2	2,725	72.3	31,432	27.9
3	3,688	55.6	16,653	▲26.6
4	2,612	15.6	18,406	10.7
5	3,850	88.8	13,746	▲20.6
6	4,071	85.6	21,050	38.0
7	3,808	60.1	16,215	▲30.6
8	3,230	24.5	31,286	133.9
9	3,406	33.7	7,672	▲65.0
10	4,043	53.5	24,249	4.3
11	3,233	▲10.4	16,366	▲2.5
12	3,760	5.8	10,935	▲59.1
平. 27. 1	2,517	25.9	28,409	41.1
2	3,817	40.1	10,078	▲67.9
3	2,823	▲23.5	23,572	41.5
4				
5				
6				
7				
8				
9				
10				
11				
12				
3月計	9,157	8.9	62,059	▲9.0
輸入価格				
21	528	▲8.4	108	▲14.4
22	500	▲5.2	104	▲2.9
23	445	▲11.1	103	▲1.8
24	428	▲3.7	122	18.7
25	450	5.0	136	12.0
12月平均	430	▲4.4	139	2.1
平. 26. 1	488	7.5	129	1.9
2	451	▲0.8	110	1.4
3	394	▲9.1	155	24.6
4	457	▲10.0	143	▲5.1
5	393	▲16.4	158	10.7
6	386	▲15.7	135	▲3.9
7	440	▲10.2	144	▲1.3
8	425	▲9.5	113	▲27.7
9	426	▲8.0	213	60.8
10	404	▲9.5	140	7.4
11	453	16.8	153	▲5.6
12	493	18.0	189	37.5
平. 27. 1	438	▲10.4	130	0.8
2	399	▲11.7	168	52.6
3	457	16.2	129	▲17.0
4				
5				
6				
7				
8				
9				
10				
11				
12				
3月平均	427	▲3.9	136	13.9

【概要】（輸出の部）

加工食品（総合）の3月の輸出数量指数は、135.0で対前年同月比24.3%と大幅に上昇した。

加工食品（酒類を除く）は、126.5で対前年同月比22.1%と大幅に上昇した。

部門別にみると、畜産加工品、農産加工品、製穀粉加工品、菓子、飲料、その他の調製食料品、酒類が大幅に上昇し、調味料がかなり大きく上昇した。一方、糖類が大幅に低下し、水産加工品がやや低下した。

加工食品（総合）の3月の輸出額は、212億円で対前年同月比29.8%と大幅に増加した。

加工食品（酒類を除く）は、182億円で対前年同月比26.6%と大幅に増加した。

部門別にみると、畜産加工品、農産加工品、製穀粉加工品、菓子、飲料、その他の調製食料品、酒類が大幅に増加し、調味料がかなり大きく増加した。一方、糖類が大幅に減少した。

表4 輸出数量指数の動向および輸出額の動向（27年3月）

	加工食品 総合	加工食品 (除酒類)	畜産加工品	水産加工品	農産加工品	製穀粉 加工品	糖類	菓子	飲料	調味料	加工油脂	その他の 調製食料品	酒類
ウエイト	10000.0	9090.9	216.1	2808.8	186.7	615.1	80.3	777.0	418.8	1436.6	12.2	2539.4	909.1
輸出数量指数	135.0	126.5	247.5	85.8	112.9	142.9	57.4	124.7	171.4	129.7	64.9	161.2	232.5
前年 同月比 (%)	24.3	22.1	201.0	▲ 4.9	28.1	22.5	▲ 42.0	53.1	48.2	12.1	15.2	36.0	40.2
前月比 (%)	16.5	15.4	34.2	4.5	▲ 0.6	6.8	28.5	16.9	10.1	15.1	55.6	28.4	24.0
単位：百万円													
輸出額	21,225	18,245	401	4,182	502	1,477	119	2,198	1,265	2,942	28	5,131	2,981
前年 同月比 (%)	29.8	26.6	223.4	2.7	56.9	34.3	▲ 42.4	75.3	64.5	11.7	48.6	31.2	53.5
前月比 (%)	19.3	23.0	42.6	30.7	8.1	6.5	▲ 5.6	17.9	13.0	17.2	70.3	32.9	0.8

図5 月別輸出数量指数の推移(総合)

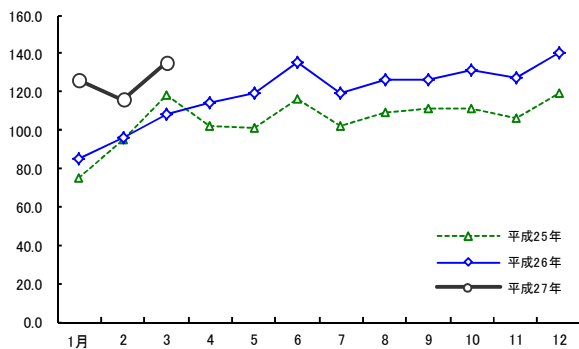


図6 月別輸出額の推移(総合)

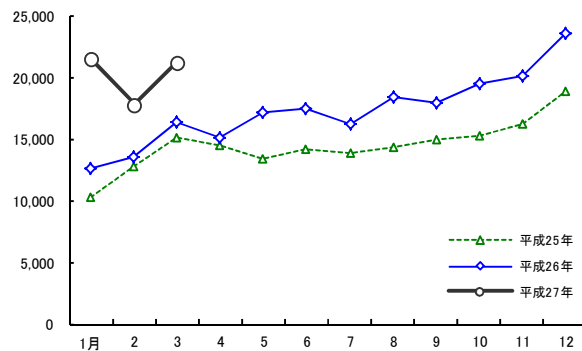


図7 月別輸出数量指数の推移(酒類除く)

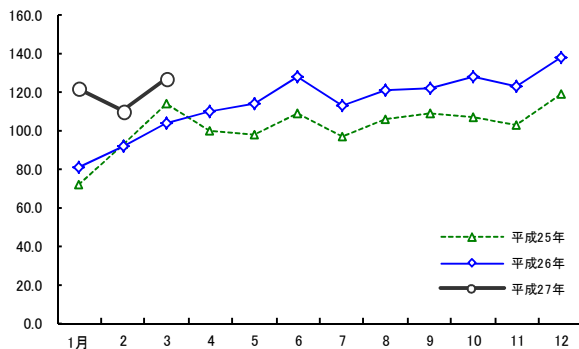


図8 月別輸出額の推移(酒類除く)

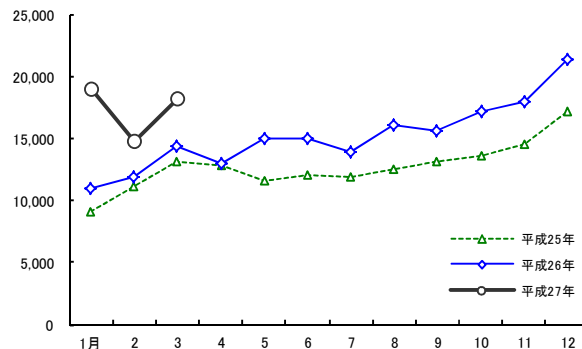


表5 加工食品の輸出数量指数の推移

	加工食品 総合	加工食品 (除く酒類)	畜産加工品	水産加工品	農産加工品		製穀粉 加工品	糖類	菓子	飲料	調味料	加工油脂	その他の 調製食料品	酒類	
					野菜部門	果実部門									
ウエイト 指数	10,000	9,090.9	216.1	2,808.8	186.7	119.6	67.1	615.1	80.3	777.0	418.8	1,436.6	12.2	2,539.4	909.1
平.20	100.2	101.6	82.3	95.2	124.1	127.6	117.6	109.4	61.8	123.8	186.1	94.0	138.4	90.3	85.1
21	92.2	92.4	102.3	91.5	96.8	101.4	88.3	96.6	69.8	96.7	82.8	93.2	89.9	92.9	89.5
22	100.0	100.0	100.0	100.0	100.0	100.0	100.0	100.0	100.0	100.0	100.0	100.0	100.0	100.0	100.0
23	93.3	89.2	62.0	87.7	90.0	86.2	96.7	92.4	41.5	82.9	104.7	96.5	75.9	84.1	112.4
24	93.1	86.7	56.3	97.2	82.2	77.9	90.0	86.7	23.7	87.5	102.8	95.1	73.6	78.8	122.9
25	106.4	98.8	83.6	105.8	95.4	91.5	102.5	101.6	31.8	99.2	134.8	104.1	85.1	82.8	142.1
26	126.7	117.4	111.6	108.8	114.4	103.2	134.5	118.7	28.1	125.0	198.6	116.5	81.0	98.3	170.4
平.26.1	88.1	85.0	79.0	66.8	73.8	68.4	86.3	112.0	67.5	71.5	108.9	91.0	76.5	98.1	124.6
2	111.8	106.3	123.7	77.9	89.0	83.8	101.1	122.9	62.7	90.8	173.8	112.3	51.7	127.7	175.1
3	153.9	128.0	220.9	124.8	95.8	86.2	118.3	134.7	91.8	109.1	149.8	124.9	92.8	137.8	451.3
4	132.8	127.6	251.3	121.6	96.0	91.9	105.4	140.2	59.8	106.4	212.8	118.6	75.0	129.7	192.6
5	133.8	129.2	251.4	114.2	108.0	87.6	155.4	136.1	76.5	105.5	200.6	132.5	34.8	138.1	186.6
6	136.9	130.1	202.7	126.9	105.5	93.2	134.1	115.8	84.2	96.3	265.0	124.1	72.5	128.8	215.1
7	132.8	125.7	163.2	106.3	108.5	97.8	133.3	141.3	64.0	89.4	228.4	116.4	69.7	148.9	213.4
8	141.9	134.5	152.6	142.1	103.8	92.7	129.6	127.5	63.2	88.1	178.7	126.1	19.0	153.2	226.2
9	140.2	134.9	152.6	131.0	104.2	89.7	137.9	132.5	59.2	115.2	157.7	135.1	47.8	153.0	200.7
10	155.1	149.6	155.9	135.5	116.5	103.2	147.5	158.2	70.6	153.7	204.3	136.2	61.6	169.0	218.3
11	142.4	135.2	170.0	111.7	110.5	97.8	139.9	136.8	72.9	160.6	177.3	130.9	51.8	151.5	225.2
12	157.2	152.4	174.7	139.2	133.1	108.7	190.0	163.0	76.7	173.8	181.8	140.6	48.7	164.3	212.8
平.27.1	125.9	121.3	104.9	120.6	89.0	73.0	126.0	130.0	67.3	118.9	144.8	104.2	51.5	136.3	178.7
2	115.9	109.7	184.4	82.1	113.6	97.7	150.4	133.8	44.7	106.6	155.7	112.7	41.7	125.6	187.6
3	135.0	126.5	247.5	85.8	112.9	99.3	144.5	142.9	57.4	124.7	171.4	129.7	64.9	161.2	232.5
4															
5															
6															
7															
8															
9															
10															
11															
12															
前年同月比 (%)															
平.20	▲ 1.0	▲ 1.4	▲ 24.3	▲ 5.3	▲ 7.4	1.9	▲ 21.9	▲ 2.8	▲ 62.6	▲ 4.6	53.1	▲ 6.7	9.3	5.2	4.6
21	▲ 8.0	▲ 9.0	24.3	▲ 3.9	▲ 22.0	▲ 20.6	▲ 24.9	▲ 11.7	12.8	▲ 21.9	▲ 55.5	▲ 0.9	▲ 35.0	2.9	5.2
22	8.5	8.2	▲ 2.3	9.2	3.3	▲ 1.4	13.3	3.5	43.3	3.4	20.8	7.3	11.2	7.6	11.7
23	▲ 10.3	▲ 12.0	▲ 41.2	▲ 9.5	▲ 12.6	▲ 14.4	▲ 9.2	▲ 7.2	▲ 31.2	▲ 17.1	▲ 8.2	▲ 3.8	▲ 24.1	▲ 15.7	8.5
24	▲ 1.6	▲ 3.0	▲ 25.4	▲ 0.5	▲ 4.6	▲ 7.7	0.8	▲ 4.7	▲ 34.4	5.0	▲ 3.0	▲ 2.5	▲ 3.0	▲ 4.6	10.2
25	14.3	14.0	48.4	8.9	16.1	17.4	13.9	17.1	34.3	13.3	31.2	9.5	15.7	5.2	15.6
26	19.1	18.8	33.5	2.8	19.9	12.8	31.2	16.8	▲ 11.6	26.0	47.3	11.9	▲ 4.7	18.7	19.8
平.26.1	4.0	5.9	53.3	▲ 10.6	5.8	6.3	4.8	22.0	▲ 21.6	▲ 4.1	46.8	10.7	2.3	11.1	▲ 8.9
2	16.7	16.4	50.1	▲ 6.2	14.5	28.1	▲ 5.0	30.3	5.3	37.9	122.6	3.6	2.2	18.1	18.9
3	41.7	23.5	168.5	38.3	8.7	8.3	9.3	15.4	▲ 7.1	34.0	29.5	8.0	64.7	16.2	172.2
4	15.9	16.7	62.0	▲ 5.0	23.3	30.7	10.8	34.1	▲ 5.4	54.5	76.7	13.7	21.5	15.0	10.6
5	12.1	14.1	59.1	▲ 3.3	24.8	14.4	41.8	7.8	6.7	31.8	51.1	20.1	▲ 39.0	15.0	▲ 1.5
6	0.9	1.7	15.8	▲ 8.9	13.4	14.8	11.3	▲ 6.3	▲ 20.8	20.9	53.6	▲ 0.2	8.7	▲ 3.3	▲ 4.6
7	11.5	12.2	▲ 2.8	▲ 6.7	15.5	24.9	2.5	29.6	▲ 41.2	30.1	46.0	▲ 1.9	14.0	28.8	6.7
8	12.5	11.3	1.2	▲ 3.5	4.4	0.6	11.2	16.9	▲ 8.9	14.4	34.4	11.5	▲ 53.3	27.3	22.0
9	10.8	11.2	▲ 1.4	0.9	15.7	0.4	50.1	8.2	▲ 45.4	22.7	11.9	15.3	17.1	22.6	7.8
10	18.4	17.3	6.6	▲ 5.8	14.9	16.2	12.9	34.8	▲ 21.5	24.9	45.0	13.6	▲ 3.3	40.4	28.0
11	11.9	10.7	29.5	▲ 11.5	11.1	10.9	11.4	3.2	▲ 8.8	31.3	55.7	9.8	▲ 4.7	22.5	20.3
12	12.0	11.2	29.8	▲ 4.7	22.5	7.3	50.8	18.2	20.8	30.4	14.3	10.5	▲ 55.4	19.1	19.3
平.27.1	42.9	42.8	32.8	80.5	20.6	6.7	46.0	16.1	▲ 0.2	66.3	32.9	14.5	▲ 32.6	38.9	43.5
2	3.7	3.2	49.0	5.3	27.6	16.7	48.7	8.9	▲ 28.8	17.4	▲ 10.4	0.4	▲ 19.3	▲ 1.7	7.1
3	▲ 12.3	▲ 1.1	12.1	▲ 31.3	17.9	15.3	22.2	6.1	▲ 37.5	14.3	14.4	3.8	▲ 30.1	17.0	▲ 48.5
4															
5															
6															
7															
8															
9															
10															
11															
12															

表6 加工食品の輸出額の推移

単位:百万円

	加工食品 総合	加工食品 (除く酒類)	畜産加工品	水産加工品	農産加工 品		製穀粉 加工品	糖類	菓子	飲料	調味料	加工油脂	その他の 調製食料品	酒類	
					野菜部門	果実部門									
平. 20	193,554	176,604	3,420	49,510	4,484	3,043	1,441	13,671	1,694	18,324	16,576	26,561	320	42,044	16,950
21	182,199	166,157	4,539	46,309	3,757	2,501	1,256	12,495	1,466	15,035	7,679	27,105	246	47,525	16,042
22	202,720	184,291	4,380	56,939	3,786	2,425	1,361	12,469	1,627	15,751	8,491	29,122	248	51,479	18,429
23	179,870	160,365	2,084	51,091	3,448	2,129	1,319	11,122	1,567	13,470	7,756	27,582	189	42,055	19,505
24	173,099	152,275	1,523	49,069	3,514	2,233	1,281	10,891	1,455	14,301	7,340	27,019	185	36,978	20,824
25	207,526	182,262	2,185	59,822	4,282	2,699	1,582	13,468	2,020	17,381	10,212	30,103	231	42,558	25,264
26	235,157	205,584	3,258	59,045	4,871	2,990	1,881	16,888	1,830	23,343	14,024	32,949	264	49,113	29,572
平.26.1	13,543	11,803	115	3,097	279	185	94	1,140	145	1,230	742	2,069	26	2,960	1,740
2	16,151	14,005	190	3,178	332	204	128	1,294	126	1,486	1,003	2,459	19	3,917	2,147
3	18,620	16,173	311	4,313	373	249	124	1,395	192	1,774	969	2,790	36	4,020	2,447
4	18,673	16,296	361	4,344	395	239	156	1,460	144	1,805	1,370	2,644	25	3,748	2,376
5	18,661	16,372	372	4,395	426	257	169	1,432	133	1,749	1,136	2,881	14	3,835	2,290
6	18,761	16,179	314	4,673	391	244	147	1,224	173	1,630	1,342	2,744	27	3,661	2,582
7	18,265	15,722	261	4,047	406	257	149	1,475	118	1,456	1,314	2,476	27	4,142	2,543
8	19,921	17,341	255	5,910	379	223	157	1,319	156	1,480	1,049	2,729	8	4,055	2,580
9	19,319	16,887	236	4,375	413	249	164	1,383	137	2,016	1,054	2,958	19	4,296	2,432
10	23,533	20,706	259	6,157	486	303	183	1,661	162	2,776	1,480	3,030	24	4,673	2,828
11	22,946	20,165	287	6,186	454	269	185	1,411	163	2,830	1,145	2,931	20	4,739	2,780
12	26,764	23,936	297	8,370	537	312	225	1,695	181	3,110	1,420	3,240	21	5,066	2,828
平.27.1	21,461	19,001	219	6,833	393	232	161	1,421	123	2,296	1,055	2,284	23	4,354	2,460
2	17,786	14,828	281	3,199	464	276	188	1,386	126	1,864	1,119	2,511	16	3,861	2,957
3	21,225	18,245	401	4,182	502	311	191	1,477	119	2,198	1,265	2,942	28	5,131	2,981
4															
5															
6															
7															
8															
9															
10															
11															
12															
前年同月比 (%)															
平. 20	1.0	0.3	15.3	▲ 13.8	▲ 1.7	0.5	▲ 5.9	3.5	▲ 37.4	3.3	43.0	▲ 1.2	14.8	8.8	8.7
21	▲ 5.9	▲ 5.9	32.7	▲ 6.5	▲ 16.2	▲ 17.8	▲ 12.8	▲ 8.6	▲ 13.5	▲ 17.9	▲ 53.7	2.0	▲ 23.1	13.0	▲ 5.4
22	11.3	10.9	▲ 3.5	23.0	0.8	▲ 3.0	8.3	▲ 0.2	11.0	4.8	10.6	7.4	0.8	8.3	14.9
23	▲ 10.3	▲ 12.0	▲ 41.2	▲ 9.5	▲ 12.6	▲ 14.4	▲ 9.2	▲ 7.2	▲ 31.2	▲ 17.1	▲ 8.2	▲ 3.8	▲ 24.1	▲ 15.7	8.5
24	▲ 3.8	▲ 5.0	▲ 26.9	▲ 4.0	1.9	4.9	▲ 2.9	▲ 2.1	▲ 7.2	6.2	▲ 5.4	▲ 2.0	▲ 2.2	▲ 12.1	6.8
25	19.9	19.7	43.5	21.9	21.9	20.9	23.6	23.7	38.9	21.5	39.1	11.4	24.9	15.1	21.3
26	13.3	12.8	49.1	▲ 1.3	13.8	10.8	18.9	25.4	▲ 9.4	34.3	37.3	9.5	14.3	15.4	17.1
平.26.1	7.9	7.5	35.7	▲ 10.5	▲ 2.9	5.2	▲ 15.6	35.1	▲ 9.2	3.6	61.7	14.0	18.9	11.3	11.0
2	19.0	18.7	57.0	6.7	12.4	18.1	4.4	42.2	11.1	46.8	67.4	3.7	20.4	15.7	21.4
3	13.9	12.2	150.4	5.9	16.5	20.0	10.0	26.8	▲ 6.8	41.5	26.1	5.9	91.1	2.8	26.0
4	24.3	25.2	81.4	13.9	25.2	18.8	36.5	50.6	▲ 0.7	65.5	72.8	13.1	18.7	12.6	18.1
5	9.1	8.7	58.4	▲ 11.7	26.9	11.9	59.1	19.9	▲ 11.4	38.1	17.7	19.6	▲ 24.8	9.3	11.6
6	7.9	8.5	67.0	11.4	3.1	▲ 1.5	11.7	4.3	▲ 16.8	29.6	29.6	1.3	34.7	▲ 2.4	4.7
7	12.6	13.3	40.6	8.6	14.7	18.1	9.2	37.5	▲ 43.3	35.3	26.7	▲ 4.3	52.0	14.7	8.1
8	8.3	7.6	20.8	▲ 4.3	8.5	1.5	20.1	20.4	19.7	20.5	14.4	10.7	▲ 39.4	14.9	13.6
9	8.4	8.4	16.4	▲ 12.0	11.6	▲ 2.2	41.8	13.4	▲ 40.6	32.7	18.4	12.7	62.2	21.5	8.2
10	21.0	20.2	24.8	▲ 0.3	15.2	26.2	0.8	38.1	▲ 11.5	34.7	68.3	15.6	11.6	35.5	26.6
11	14.1	12.8	37.2	▲ 4.1	10.9	7.7	15.9	5.9	7.7	29.2	64.4	10.1	15.3	26.0	25.1
12	13.7	11.8	37.3	▲ 5.2	21.0	9.9	40.7	25.2	33.9	39.1	21.2	12.9	▲ 40.1	22.7	32.9
平.27.1	58.5	61.0	89.6	120.6	41.0	25.5	71.3	24.6	▲ 15.5	86.7	42.2	10.4	▲ 11.1	47.1	41.4
2	10.1	5.9	48.3	0.7	39.9	35.1	47.5	7.1	▲ 0.4	25.4	11.6	2.1	▲ 11.5	▲ 1.4	37.8
3	14.0	12.8	29.1	▲ 3.0	34.7	25.0	54.2	5.9	▲ 38.2	23.9	30.5	5.5	▲ 22.2	27.6	21.8
4															
5															
6															
7															
8															
9															
10															
11															
12															

資料:財務省「貿易月報」

【統計表】（輸出の部）

区分 年月	畜						産					
	ソーセージ		鶏肉調製品		牛肉調製品		豚肉調製品		その他畜産調製品		アイスクリーム類	
	kg	増減率	kg	増減率	kg	増減率	kg	増減率	kg	増減率	kg	増減率
輸出量	kg	%	kg	%	kg	%	kg	%	kg	%	kg	%
平. 21	25,320	79.4	235,002	▲17.5	12,217	▲27.6	305,527	0.7	411,344	▲29.9	1,234,055	▲20.1
22	38,456	51.9	282,622	20.3	17,326	41.8	649,508	112.6	550,472	33.8	1,381,664	12.0
23	30,317	▲21.2	142,468	▲49.6	9,557	▲44.8	342,677	▲47.2	673,962	22.4	1,035,491	▲25.1
24	13,708	▲54.8	73,178	▲48.6	6,975	▲27.0	450,107	31.4	575,442	▲14.6	1,348,786	30.3
25	25,047	82.7	60,863	▲16.8	11,812	69.3	1,496,304	232.4	393,354	▲31.6	1,614,701	19.7
26	28,275	12.9	64,812	6.5	15,506	31.3	1,373,647	▲8.2	234,642	▲40.3	3,018,361	86.9
平. 26.1	1,798	3.4	5,213	229.3	90	-	120,177	95.6	19,606	453.8	43,354	27.3
2	1,165	▲34.0	5,713	183.4	260	▲31.2	144,756	25.8	7,550	▲56.0	151,993	148.7
3	1,391	25.5	3,349	4.0	381	0.8	193,612	52.9	15,054	179.8	390,531	296.3
4	2,867	32.5	3,646	▲64.3	2,693	-	52,378	▲58.5	15,334	▲44.7	519,471	137.5
5	2,263	98.3	4,230	77.7	1,793	281.5	142,648	▲2.1	18,971	32.0	375,313	43.1
6	2,235	▲5.7	11,287	319.7	432	109.7	146,511	43.4	6,332	▲92.2	338,544	77.7
7	1,676	▲14.9	2,280	▲71.9	1,253	143.8	43,176	▲74.9	16,666	▲74.1	281,307	67.3
8	2,575	▲24.1	2,262	▲37.6	1,155	167.4	114,164	88.6	18,383	▲53.9	235,682	37.1
9	2,855	37.7	7,481	23.6	1,248	363.9	94,562	▲34.9	56,132	6.7	149,044	13.7
10	4,652	101.0	2,617	▲72.7	938	▲8.8	86,893	▲49.3	42,417	13.3	170,223	48.2
11	2,639	▲7.0	4,261	▲25.6	2,684	▲61.5	94,668	▲18.8	14,517	▲49.6	174,742	93.5
12	2,159	▲0.8	12,473	121.3	2,579	121.6	140,102	▲8.8	3,680	▲82.6	188,157	157.5
平. 27.1	1,327	▲26.2	12,220	134.4	1,908	2,020.0	49,653	▲58.7	6,065	▲69.1	105,837	144.1
2	1,301	11.7	4,482	▲21.5	2,649	918.8	86,744	▲40.1	9,650	27.8	305,509	101.0
3	2,274	63.5	6,456	92.8	432	13.4	130,181	▲32.8	13,707	▲8.9	473,505	21.2
4												
5												
6												
7												
8												
9												
10												
11												
12												
3月計	4,902	12.6	23,158	62.2	4,989	582.5	266,578	▲41.9	29,422	▲30.3	884,851	51.0
輸出価格												
平. 21	1,329	▲14.4	280	▲15.9	866	13.8	362	▲4.8	667	▲44.2	534	3.6
22	1,004	▲24.5	256	▲8.6	713	▲17.7	201	▲44.3	532	▲20.2	500	▲6.2
23	1,367	36.2	280	9.2	698	▲2.1	251	24.7	359	▲32.5	544	8.7
24	1,532	12.1	576	105.8	633	▲9.3	239	▲4.7	442	23.1	504	▲7.4
25	1,491	▲2.7	754	30.9	1,839	190.5	203	▲15.2	560	26.7	533	5.8
26	1,608	7.8	783	3.9	915	▲50.2	244	20.1	970	73.3	526	▲1.2
平. 26.1	1,434	▲6.4	689	▲34.2	2,322	-	225	▲9.0	516	▲59.0	627	▲0.8
2	1,834	26.3	565	▲48.4	962	18.4	231	29.9	1,085	18.9	485	▲20.7
3	1,400	▲16.3	769	▲13.5	2,430	199.3	221	25.9	1,615	48.6	435	▲20.7
4	1,606	35.9	714	28.2	803	-	202	▲15.3	876	39.6	483	9.6
5	1,603	▲34.4	927	▲0.8	1,012	▲9.7	231	17.6	582	▲30.5	523	▲3.4
6	1,689	23.8	830	▲18.8	813	▲58.9	243	21.9	2,255	487.9	490	5.5
7	1,666	24.5	714	▲18.4	879	▲3.9	359	117.0	804	109.4	522	1.0
8	1,734	18.8	821	▲8.3	713	▲12.3	249	6.3	926	45.5	623	16.5
9	1,826	14.2	726	147.8	1,208	1.2	218	7.3	783	104.0	655	17.0
10	1,434	▲8.8	1,127	42.5	829	▲57.2	264	13.9	853	18.6	644	23.4
11	1,676	25.8	351	▲65.5	725	▲68.2	271	41.1	2,010	368.6	568	▲14.1
12	1,492	▲3.4	972	86.1	898	▲6.8	283	32.3	1,768	54.6	554	▲16.2
平. 27.1	1,747	21.8	1,018	47.9	1,042	▲55.1	421	87.2	2,131	312.9	713	13.6
2	1,872	2.0	770	36.4	1,112	15.7	259	12.1	2,122	95.5	473	▲2.3
3	1,727	23.4	881	14.6	813	▲66.6	251	13.9	1,338	▲17.2	550	26.4
4												
5												
6												
7												
8												
9												
10												
11												
12												
3月平均	1,771	15.3	932	▲5.5	1,060	30.5	285	49.6	1,759	76.7	543	▲6.8

加工食品の輸出入動向

単位 輸出量：kg
輸出価格：円/kg
増減率：%

加 工 品											区 分	
れん乳		粉 乳		バ タ ー		プロセスチーズ		ナチュラルチーズ		ヨーグルト		
kg	増減率	kg	増減率	kg	増減率	kg	増減率	kg	増減率	kg	増減率	年 月
164,913	6.5	1,811,815	107.2	97,218	37.5	294,609	2.5	4,249	142.1	9,834	▲88.9	
150,236	▲8.9	1,573,378	▲13.2	948	▲99.0	280,084	▲4.9	1,190	▲72.0	13,970	42.1	22
68,698	▲54.3	513,807	▲67.3	621	▲34.5	238,314	▲14.9	936	▲21.3	7,690	▲45.0	23
13,292	▲80.7	68,394	▲86.7	793	27.7	226,134	▲5.1	240	▲74.4	4,935	▲35.8	24
22,346	68.1	131,826	92.7	1,651	108.2	340,585	50.6	3,492	1,355.0	25,888	424.6	25
113,764	409.1	188,609	43.1	5,604	239.4	387,257	13.7	14,316	310.0	66,369	156.4	26
3,000	74.7	7,822	86.5	100	-	18,557	▲30.8	885	-	863	147.3	平. 26.1
3,682	27.6	12,676	78.1	-	-	28,965	30.1	525	-	-	▲100.0	2
7,220	1,344.0	4,931	5.2	331	▲27.1	34,936	128.5	624	38.7	1,000	▲61.9	3
26,282	-	8,470	▲23.2	93	▲80.6	24,761	12.3	765	-	9,665	1,278.7	4
39,945	7,889.0	30,424	683.9	-	▲100.0	30,070	4.2	2,484	728.0	14,833	561.3	5
5,321	▲20.8	15,731	280.7	169	38.5	36,002	70.4	773	66.2	2,189	▲54.9	6
5,872	1,074.4	27,623	317.3	-	▲100.0	13,953	▲27.2	1,005	127.9	4,442	89.6	7
5,384	-	4,956	▲79.9	201	-	30,524	10.6	816	36.0	3,730	5.7	8
3,607	227.9	6,603	▲39.9	-	▲100.0	32,047	▲5.4	1,722	293.2	3,461	▲16.1	9
5,960	451.9	5,600	▲26.1	4,398	4,298.0	39,144	▲6.5	667	311.7	4,528	118.2	10
6,710	68.8	33,956	31.4	68	-	42,915	56.5	1,596	303.0	18,529	1,457.1	11
781	▲76.8	29,817	41.3	244	103.3	55,383	2.1	2,454	922.5	3,129	730.0	12
3,657	21.9	14,691	87.8	350	250.0	39,179	111.1	1,839	107.8	2,183	153.0	平. 27.1
2,583	▲29.8	25,653	102.4	100	-	31,279	8.0	-	▲100.0	3,116	-	2
2,328	▲67.8	2,381	▲51.7	170	▲48.6	46,391	32.8	3,193	411.7	6,638	563.8	3
												4
												5
												6
												7
												8
												9
												10
												11
												12
8,568	▲38.4	42,725	68.0	620	43.9	116,849	41.7	5,032	147.4	11,937	540.7	3月計
558	10.5	1,599	16.2	407	0.5	1,161	▲1.9	1,106	▲13.9	1,109	296.1	21
790	41.7	1,723	7.8	2,487	511.2	1,075	▲7.4	1,490	34.7	527	▲52.5	22
804	1.8	1,478	▲14.2	1,995	▲19.8	1,196	11.3	967	▲35.1	428	▲18.8	23
556	▲30.9	1,419	▲4.0	2,540	27.3	1,338	11.8	1,025	6.0	943	120.2	24
514	▲7.4	1,471	3.7	2,406	▲5.3	1,362	1.8	1,448	41.3	654	▲30.6	25
641	24.6	1,561	6.1	984	▲59.1	1,485	9.0	1,391	▲3.9	432	▲33.9	26
367	▲46.0	2,067	57.8	2,970	-	1,332	9.3	1,420	-	1,319	125.6	平. 26.1
643	▲5.0	1,688	15.3	-	-	1,532	18.7	1,421	-	-	-	2
615	30.4	1,951	29.9	1,640	▲30.5	1,470	▲12.0	1,546	8.9	1,375	46.7	3
692	-	1,753	17.5	3,925	172.6	1,572	18.7	1,574	-	309	▲49.1	4
684	44.9	1,217	▲11.2	-	-	1,639	21.0	1,297	2.4	359	▲35.2	5
474	33.7	1,823	109.4	1,763	▲13.6	1,423	▲7.7	1,501	4.0	552	8.7	6
590	25.1	1,731	93.2	-	-	1,733	24.7	1,365	▲6.2	713	20.8	7
522	-	1,198	▲0.7	1,786	-	1,438	3.7	1,375	10.0	410	▲40.0	8
570	5.0	1,250	▲25.9	-	-	1,472	▲4.7	1,346	1.5	654	11.0	9
492	▲46.9	2,379	56.2	610	▲77.2	1,463	16.9	1,447	▲47.8	528	▲38.6	10
774	87.4	1,326	▲23.7	3,088	-	1,542	3.2	1,366	▲5.8	310	▲41.4	11
666	9.7	1,551	▲6.4	3,107	▲29.7	1,383	14.5	1,385	▲10.2	493	▲12.8	12
618	68.5	1,521	▲26.4	2,549	▲14.2	1,614	21.2	1,527	7.5	594	▲54.9	平. 27.1
669	4.2	1,306	▲22.6	2,140	-	1,527	▲0.3	-	-	585	-	2
626	1.7	1,640	▲15.9	2,582	57.4	1,403	▲4.6	1,375	▲11.1	682	▲50.4	3
												4
												5
												6
												7
												8
												9
												10
												11
												12
636	▲3.3	1,399	▲2.5	2,492	5.5	1,507	11.5	1,431	0.8	641	▲27.7	3月平均

区分 年月	水産加工品											
	さけ調製品		にしん		いわし調製品		まぐろ缶		かつお・まぐろ類 調製品		さば	
	kg	増減率	kg	増減率	kg	増減率	kg	増減率	kg	増減率	kg	増減率
輸出量												
21	46,583	▲10.8	179,506	▲11.0	156,318	▲32.7	660,000	▲5.7	281,708	15.7	3,557,809	127.1
22	107,225	130.2	246,122	37.1	98,977	▲36.7	546,778	▲17.2	263,461	▲6.5	3,018,886	▲15.1
23	26,587	▲75.2	170,279	▲30.8	26,028	▲73.7	470,411	▲14.0	388,083	47.3	1,715,840	▲43.2
24	17,968	▲32.4	152,807	▲10.3	25,512	▲2.0	463,763	▲1.4	197,646	▲49.1	4,099,946	138.9
25	34,354	91.2	251,033	64.3	81,957	221.2	767,836	65.6	174,595	▲11.7	3,237,532	▲21.0
26	41,890	21.9	307,952	22.7	37,704	▲54.0	465,957	▲39.3	101,809	▲41.7	3,643,500	12.5
平. 26.1	254	▲85.4	9,884	▲40.6	4,886	9.0	15,540	▲52.1	8,819	130.6	53,928	▲81.0
2	1,689	138.9	11,371	141.1	1,645	▲39.4	49,483	▲59.4	5,676	▲89.5	247,229	▲8.4
3	10,790	208.6	29,139	54.8	1,343	▲97.5	31,832	▲35.1	17,312	283.7	180,233	▲69.2
4	3,023	124.8	20,631	▲24.7	1,759	▲9.3	17,755	2,031.5	5,232	13.8	193,997	▲14.3
5	1,785	18.3	62,598	363.8	3,593	242.8	16,184	▲88.9	14,522	▲38.5	208,561	▲56.4
6	2,943	22.5	29,286	105.1	3,804	98.8	133,867	299.2	3,857	▲58.2	525,119	89.6
7	1,917	▲16.2	40,519	63.6	2,442	16.2	34,812	3.1	7,884	▲46.5	137,242	4.5
8	2,682	▲26.2	24,247	72.2	3,537	61.7	32,610	▲64.7	7,678	▲37.3	384,086	138.3
9	6,001	145.9	46,899	137.5	6,445	208.7	32,386	▲76.4	6,645	▲57.8	397,690	70.0
10	3,083	138.1	16,901	▲63.0	2,213	▲49.0	34,666	71.8	5,376	▲66.5	357,383	98.0
11	4,307	▲55.1	13,600	▲41.5	4,179	47.8	17,344	▲65.6	11,128	34.7	315,321	95.3
12	3,416	▲12.7	2,877	▲89.8	1,858	▲21.1	49,478	▲1.6	7,680	2.6	642,711	159.8
平. 27.1	4,822	1,798.4	7,879	▲20.3	2,388	▲51.1	16,831	8.3	12,322	39.7	191,490	255.1
2	4,068	140.9	11,160	▲1.9	2,960	79.9	31,860	▲35.6	5,936	4.6	390,370	57.9
3	4,416	▲59.1	26,911	▲7.6	2,694	100.6	32,080	0.8	12,853	▲25.8	257,104	42.7
4												
5												
6												
7												
8												
9												
10												
11												
12												
3月計	13,306	4.5	45,950	▲8.8	8,042	2.1	80,771	▲16.6	31,111	▲2.2	838,964	74.3
輸出価格												
21	1,253	▲18.0	1,535	2.5	640	▲11.2	795	▲2.5	1,182	▲4.4	414	▲11.2
22	975	▲22.2	1,581	2.9	792	23.8	890	11.9	1,300	10.1	422	1.8
23	1,459	49.7	1,562	▲1.2	1,317	66.2	802	▲9.9	979	▲24.7	421	▲0.1
24	1,481	1.5	1,405	▲10.1	1,634	24.1	942	17.5	1,334	36.3	452	7.4
25	1,786	20.6	1,359	▲3.3	818	▲50.0	920	▲2.3	1,401	5.0	497	9.8
26	1,729	▲3.2	1,382	1.8	1,537	88.0	1,229	33.5	1,664	18.8	512	3.2
平. 26.1	2,213	10.0	1,220	▲20.6	1,157	49.2	1,362	10.6	2,116	36.1	602	30.4
2	1,778	10.8	1,261	▲15.4	1,712	14.7	1,365	98.7	2,223	198.8	484	▲5.2
3	1,520	▲17.1	1,326	▲10.5	2,500	424.0	1,329	▲0.6	1,228	▲24.6	541	9.3
4	2,113	20.8	1,333	▲3.1	1,974	38.2	1,470	24.9	2,064	1.1	500	▲0.4
5	2,210	▲16.2	1,361	17.8	2,311	▲2.1	1,335	91.3	1,582	12.1	523	14.4
6	1,462	▲23.4	1,422	11.2	1,479	▲15.9	754	▲33.7	1,711	2.4	513	▲2.5
7	1,868	5.8	1,470	15.1	1,389	15.7	1,302	▲4.5	1,862	10.3	575	9.8
8	1,626	▲16.0	1,375	3.8	1,217	▲31.6	1,401	106.2	1,422	▲16.8	513	▲7.4
9	1,540	▲21.1	1,412	4.0	1,153	▲36.2	1,406	77.0	1,768	▲2.3	451	▲6.8
10	1,926	4.7	1,394	6.9	1,852	22.3	1,490	18.4	1,906	3.8	523	3.9
11	1,392	▲8.8	1,393	0.5	1,592	▲10.2	1,481	9.2	1,489	▲22.4	517	5.1
12	2,552	52.7	1,641	15.1	1,534	7.6	1,596	24.0	1,614	▲8.4	523	0.2
平. 27.1	1,308	▲40.9	1,497	22.7	1,579	36.4	1,705	25.1	1,476	▲30.3	554	▲7.9
2	1,620	▲8.9	1,333	5.7	1,332	▲22.2	1,622	18.9	1,461	▲34.3	554	14.5
3	1,399	▲8.0	1,562	17.8	1,063	▲57.5	1,454	9.4	1,223	▲0.4	625	15.4
4												
5												
6												
7												
8												
9												
10												
11												
12												
3月平均	1,434	▲22.9	1,495	▲0.7	1,315	141.7	1,572	69.0	1,369	59.7	576	17.4

加工食品の輸出入動向

単位 輸出量：kg
輸出価格：円/kg
増減率：%

(つ づ き)											区 分	
かたくちいわし		その他の魚調製品		魚肉ソーセージ		かまぼこ類		魚卵調製品		かに調製品		
kg	増減率	kg	増減率	kg	増減率	kg	増減率	kg	増減率	kg	増減率	年 月
108,676	▲24.8	526,579	6.9	966,022	▲5.9	6,877,086	▲30.4	631,604	▲15.9	868,408	11.3	
138,639	27.6	415,282	▲21.1	896,044	▲7.2	7,546,826	9.7	667,913	5.7	1,043,671	20.2	22
67,754	▲51.1	251,070	▲39.5	792,115	▲11.6	7,223,749	▲4.3	667,995	0.0	1,056,580	1.2	23
56,967	▲15.9	374,569	49.2	968,797	22.3	7,003,081	▲3.1	812,728	21.7	996,406	▲5.7	24
72,828	27.8	635,449	69.6	1,065,468	10.0	7,680,844	9.7	931,954	14.7	863,832	▲13.3	25
86,235	18.4	474,728	▲25.3	1,375,177	29.1	8,503,926	10.7	990,587	6.3	883,603	2.3	26
8,077	754.7	11,056	▲93.1	88,592	35.1	417,555	▲35.5	54,021	▲24.9	61,447	1,058.9	平.26.1
12,135	297.3	33,170	▲85.2	116,256	53.5	678,386	22.6	76,147	14.6	2,728	▲97.5	2
5,407	187.0	24,316	▲56.7	121,114	11.1	662,513	0.0	102,922	17.5	132,153	4,512.7	3
17,193	178.6	22,369	23.5	121,695	52.4	635,626	5.1	70,125	16.1	65,256	▲35.7	4
6,358	187.6	18,834	▲31.1	85,751	19.7	708,325	40.0	113,123	36.3	90,652	▲1.3	5
7,525	335.2	22,645	52.6	119,468	43.6	609,501	1.2	81,737	0.3	106,147	▲26.9	6
6,579	▲70.5	19,964	▲0.4	81,467	47.2	640,452	12.4	76,121	1.5	77,945	▲35.5	7
3,145	▲57.2	20,415	▲0.4	124,751	34.2	763,762	18.6	69,912	▲12.9	49,039	▲63.6	8
5,076	192.4	216,548	1,096.3	144,156	69.2	705,685	7.4	79,489	▲3.4	153,020	801.9	9
6,056	▲70.2	28,652	▲2.5	118,093	▲1.0	867,654	31.9	86,218	▲3.6	115,367	2,249.2	10
5,160	363.6	24,390	26.3	130,799	10.4	906,993	18.5	76,276	10.1	17,978	▲85.4	11
3,524	▲12.3	32,369	22.4	123,035	12.7	907,474	11.9	104,496	23.3	11,871	44.4	12
2,852	▲64.7	22,592	104.3	109,327	23.4	773,159	85.2	71,834	33.0	23,728	▲61.4	平.27.1
7,320	▲39.7	133,452	302.3	143,022	23.0	701,438	3.4	81,368	6.9	4,970	82.2	2
1,048	▲80.6	26,926	10.7	158,304	30.7	769,535	16.2	63,558	▲38.2	123,326	▲6.7	3
												4
												5
												6
												7
												8
												9
												10
												11
												12
11,220	▲56.2	182,970	166.9	410,653	26.0	2,244,132	27.6	216,760	▲7.0	152,024	▲22.6	3月計
630	▲48.4	1,035	▲20.6	551	0.6	944	15.0	2,135	3.1	715	▲6.4	21
924	46.6	1,444	39.6	535	▲2.8	906	▲4.1	2,115	▲0.9	763	6.7	22
1,306	41.4	1,587	9.9	535	▲0.0	863	▲4.7	2,058	▲2.7	656	▲14.0	23
1,534	17.4	1,153	▲27.4	565	5.5	870	0.8	2,229	8.3	719	9.5	24
1,312	▲14.4	991	▲14.0	574	1.7	886	1.8	2,482	11.3	756	5.2	25
1,432	9.1	1,332	34.4	579	0.7	924	4.3	2,370	▲4.5	805	6.4	26
1,001	▲57.6	2,532	241.2	596	10.9	906	9.5	2,168	▲24.5	747	▲72.1	平.26.1
1,185	▲28.7	1,870	248.2	583	▲0.6	910	9.8	2,216	▲11.5	2,255	242.0	2
1,416	▲44.2	1,615	95.0	559	▲12.1	917	4.0	2,460	3.3	790	▲66.0	3
1,338	4.1	1,623	▲6.5	574	0.5	939	7.3	2,374	▲1.7	619	▲11.9	4
1,532	▲29.1	1,982	37.6	546	2.2	921	▲4.6	1,964	▲13.2	750	17.6	5
1,312	▲31.5	1,794	▲12.3	581	▲0.9	907	▲2.6	2,379	▲2.8	806	20.1	6
1,714	75.0	2,053	21.4	579	▲2.8	919	2.1	2,101	2.4	697	▲1.7	7
1,879	44.0	2,287	27.4	605	5.6	899	1.3	2,320	▲6.6	955	41.5	8
1,821	▲43.1	612	▲67.2	570	0.4	952	7.3	2,655	5.7	779	▲30.7	9
1,574	45.6	1,859	8.3	572	0.7	979	8.1	2,428	▲6.3	813	▲73.7	10
1,768	▲19.0	1,890	▲18.7	565	1.7	903	1.2	2,625	0.9	1,401	61.1	11
1,613	6.4	2,140	33.2	609	7.3	921	6.9	2,704	1.3	1,782	▲6.5	12
1,969	96.8	2,010	▲20.6	609	2.1	929	2.5	2,969	36.9	1,512	102.4	平.27.1
1,801	52.0	676	▲63.8	602	3.3	963	5.8	2,250	1.6	2,436	8.0	2
3,505	147.5	1,924	19.1	609	8.8	970	5.8	2,521	2.5	837	5.9	3
												4
												5
												6
												7
												8
												9
												10
												11
												12
2,003	▲2.5	1,025	58.0	607	1.8	953	12.5	2,568	▲0.2	994	25.5	3月平均

区分 年月	水産加工品（つづき）						農産					
	えび調製品		あわび調製品		その他水産調製品		野菜酢漬類		調製トマト		調製きのこ	
	kg	増減率 %	kg	増減率 %	kg	増減率 %	kg	増減率 %	kg	増減率 %	kg	増減率 %
輸出量												
21	261,117	▲4.3	32,026	▲31.5	7,153,730	3.3	879,955	▲21.9	76,079	278.8	101,115	▲13.1
22	340,807	30.5	36,102	12.7	7,917,300	10.7	918,393	4.4	4,640	▲93.9	81,894	▲19.0
23	299,306	▲12.2	31,293	▲13.3	7,234,533	▲8.6	617,730	▲32.7	86,530	1,764.9	67,576	▲17.5
24	232,115	▲22.4	16,245	▲48.1	7,213,750	▲0.3	511,004	▲17.3	2,689	▲96.9	56,353	▲16.6
25	259,853	12.0	27,609	70.0	8,555,549	18.6	496,312	▲2.9	5,388	100.4	91,656	62.6
26	323,638	24.5	26,551	▲3.8	8,064,738	▲5.7	458,815	▲7.6	11,896	120.8	67,967	▲25.8
平.26.1	19,699	51.0	3,960	205.1	350,695	▲0.2	44,923	100.4	-	-	2,375	▲77.0
2	33,008	201.0	4,126	59.9	356,681	▲1.6	20,365	▲54.1	-	-	4,428	▲53.8
3	19,161	6.5	2,994	▲22.6	731,668	73.6	47,725	37.0	1,560	-	10,032	64.0
4	29,950	35.3	5,618	21.4	702,349	▲10.2	42,319	▲10.4	-	-	929	▲75.0
5	25,511	35.9	1,614	▲78.6	654,968	4.9	20,588	▲42.4	1,248	-	6,610	5.2
6	26,390	▲16.3	1,248	▲50.3	752,580	▲14.6	39,119	▲8.7	-	-	2,262	▲81.9
7	31,779	3.9	342	▲84.9	646,280	▲6.7	50,415	0.7	-	-	9,462	70.9
8	20,382	▲4.3	463	▲55.5	908,337	▲5.2	27,543	▲14.5	624	▲80.0	3,483	▲0.6
9	32,406	7.9	1,651	650.5	715,324	▲13.2	33,823	▲17.6	1,920	-	6,877	▲15.9
10	47,177	112.4	863	67.2	807,027	▲14.3	31,655	▲41.6	3,480	53.4	4,722	▲40.1
11	15,870	▲8.2	1,293	201.4	635,389	▲18.8	58,887	48.8	2,974	-	10,757	70.6
12	22,305	▲7.1	2,379	238.4	803,440	▲13.9	41,453	▲20.0	90	-	6,030	▲48.6
平.27.1	23,418	18.9	4,081	3.1	706,171	101.4	46,648	3.8	3,900	-	2,378	0.1
2	19,653	▲40.5	2,393	▲42.0	371,043	4.0	40,364	98.2	5,534	-	5,732	29.4
3	40,436	111.0	3,678	22.8	389,218	▲46.8	46,510	▲2.5	948	▲39.2	14,765	47.2
4												
5												
6												
7												
8												
9												
10												
11												
12												
3月計	83,507	16.2	10,152	▲8.4	1,466,432	1.9	133,522	18.1	10,382	565.5	22,875	35.9
輸出価格												
21	1,458	▲3.0	56,292	▲3.7	4,439	▲5.6	454	5.2	101	▲78.6	885	13.4
22	1,288	▲11.7	64,202	14.1	5,211	17.4	458	0.9	251	149.4	842	▲4.9
23	1,555	20.7	77,721	21.1	5,137	▲1.4	505	10.3	73	▲70.9	1,020	21.2
24	1,659	6.7	65,724	▲15.4	4,865	▲5.3	525	3.9	194	165.7	967	▲5.2
25	1,822	9.8	65,694	▲0.0	5,073	4.3	561	6.7	396	104.3	896	▲7.3
26	2,061	13.1	76,684	16.7	5,048	▲0.5	574	2.4	419	5.8	940	4.8
平.26.1	1,643	▲3.9	80,265	44.9	5,777	▲9.4	475	▲12.3	-	-	1,361	76.0
2	1,633	▲5.1	76,725	28.3	4,630	0.9	649	19.5	-	-	978	9.5
3	2,099	36.1	69,806	▲20.6	3,778	▲32.6	548	▲17.8	371	-	771	▲28.0
4	2,222	26.4	88,292	9.3	3,812	24.2	657	20.8	-	-	2,360	135.4
5	2,069	15.6	67,263	4.3	4,498	▲14.0	561	▲1.3	371	-	897	35.2
6	2,082	23.5	96,052	38.8	4,142	30.3	447	▲22.1	-	-	812	5.2
7	2,129	19.8	21,877	▲51.4	4,432	20.4	570	27.2	-	-	833	▲55.5
8	2,118	19.4	73,339	59.8	4,969	▲3.4	583	▲14.3	370	▲0.3	1,179	24.8
9	2,026	11.7	57,351	453.1	3,732	▲17.6	704	25.1	446	-	926	26.8
10	2,248	15.8	80,190	103.9	5,472	4.8	606	9.8	408	▲5.0	1,138	22.2
11	2,119	16.5	78,763	113.4	7,302	11.8	513	▲0.5	413	-	933	18.9
12	2,240	▲6.7	67,669	91.6	7,997	0.4	673	14.3	2,244	-	803	▲1.7
平.27.1	2,208	34.3	79,595	▲0.8	7,359	27.4	600	26.2	371	-	899	▲34.0
2	2,137	30.9	82,008	6.9	4,309	▲6.9	576	▲11.3	316	-	975	▲0.3
3	1,589	▲24.3	89,550	28.3	6,044	60.0	634	15.7	307	▲17.3	1,008	30.7
4												
5												
6												
7												
8												
9												
10												
11												
12												
3月平均	1,891	15.2	83,770	14.6	6,238	13.0	605	3.3	336	-	988	11.4

加工食品の輸出入動向

単位 輸出量：kg
輸出価格：円/kg
増減率：%

加工食品											区分	
部					門					果実部門		
ばれいしょ		スイートコーン		アスパラガス		豆類		その他の野菜調製品		ジャム・ゼリー		
kg	増減率	kg	増減率	kg	増減率	kg	増減率	kg	増減率	kg	増減率	年月
482,506	9.1	43,537	33.8	-	-	546,862	▲17.7	2,305,755	▲26.3	19,164	▲2.1	
517,019	7.2	28,376	▲34.8	-	-	393,201	▲28.1	2,418,479	4.9	27,956	45.9	22
551,094	6.6	21,676	▲23.6	-	-	289,400	▲26.4	2,126,749	▲12.1	21,087	▲24.6	23
392,916	▲28.7	43,321	99.9	-	-	227,845	▲21.3	2,163,949	1.7	32,678	55.0	24
590,791	50.4	46,795	8.0	-	-	467,185	105.0	2,291,731	5.9	26,272	▲19.6	25
693,417	17.4	45,236	▲3.3	-	-	528,992	13.2	2,696,093	17.6	44,216	68.3	26
37,756	61.6	3,930	108.8	-	-	30,967	▲12.4	164,398	0.7	3,060	68.1	平. 26.1
39,704	29.9	450	-	-	-	51,421	203.3	220,560	32.0	980	5.9	2
58,207	50.5	4,695	1,204.2	-	-	28,260	▲16.4	203,850	▲3.1	500	-	3
52,245	14.1	-	▲100.0	-	-	42,489	140.5	240,855	35.0	4,078	17.9	4
70,933	19.2	1,700	131.0	-	-	45,694	67.3	207,816	12.5	4,063	38.6	5
67,153	3.8	412	-	-	-	41,712	72.1	232,671	24.3	5,298	128.8	6
52,929	▲28.1	420	▲87.7	-	-	24,994	▲3.0	262,735	56.3	6,103	▲2.5	7
45,583	▲13.3	294	▲93.3	-	-	75,341	▲34.0	221,489	35.9	396	-	8
61,314	39.9	17,081	71.2	-	-	44,690	▲25.2	200,013	0.3	3,739	71.1	9
75,195	94.0	3,481	▲78.4	-	-	57,656	39.4	245,500	19.7	5,610	212.5	10
58,177	▲7.6	9,709	163.8	-	-	33,606	▲5.4	229,865	7.9	3,025	1.5	11
74,221	31.5	3,064	▲44.6	-	-	52,162	47.8	266,341	5.6	7,364	360.3	12
61,526	63.0	4,252	8.2	-	-	23,085	▲25.5	166,322	1.2	7,269	137.5	平. 27.1
59,035	48.7	-	▲100.0	-	-	36,989	▲28.1	255,818	16.0	3,907	298.7	2
74,193	27.5	450	▲90.4	-	-	35,170	24.5	232,280	13.9	3,994	698.8	3
												4
												5
												6
												7
												8
												9
												10
												11
												12
194,754	43.6	4,702	▲48.2	-	-	95,244	▲13.9	654,420	11.1	15,170	234.1	3月計
569	▲13.9	528	38.5	-	-	627	▲2.4	591	7.4	774	42.6	21
600	5.5	569	7.9	-	-	695	10.9	552	▲6.7	666	▲13.9	22
567	▲5.5	573	0.7	-	-	672	▲3.4	574	4.1	790	18.5	23
1,254	121.3	305	▲46.8	-	-	709	5.5	574	▲0.1	577	▲26.9	24
1,185	▲5.5	437	43.5	-	-	550	▲22.5	593	3.3	610	5.7	25
1,079	▲9.0	550	25.8	-	-	577	5.0	586	▲1.2	633	3.8	26
1,095	▲34.3	323	▲47.3	-	-	597	39.1	603	▲1.8	715	1.0	平. 26.1
989	▲14.8	571	-	-	-	458	▲29.8	561	▲0.2	1,021	67.8	2
1,079	▲4.4	410	▲39.8	-	-	680	19.3	639	17.6	950	-	3
1,051	▲9.8	-	-	-	-	599	▲12.6	534	▲10.2	748	3.8	4
1,049	▲16.7	413	▲42.0	-	-	611	▲14.4	655	9.8	468	▲31.9	5
1,054	▲16.1	714	-	-	-	682	▲2.4	537	▲12.6	742	35.3	6
1,155	22.1	567	129.9	-	-	827	22.9	527	▲8.7	754	35.7	7
1,112	4.8	1,099	315.8	-	-	346	▲2.0	566	▲3.8	530	-	8
974	▲26.2	584	154.5	-	-	647	25.9	595	▲11.6	595	▲16.7	9
1,082	▲11.7	692	24.1	-	-	533	▲18.7	662	14.7	541	18.4	10
1,143	▲1.3	535	▲0.3	-	-	666	2.9	582	▲2.2	419	▲34.0	11
1,148	▲5.9	751	34.9	-	-	639	▲6.9	593	1.4	557	41.0	12
1,231	12.4	943	192.1	-	-	795	33.3	615	2.0	558	▲21.9	平. 27.1
1,120	13.2	-	-	-	-	672	46.8	604	7.6	547	▲46.5	2
1,329	23.2	513	25.2	-	-	537	▲21.0	639	▲0.0	562	▲40.9	3
												4
												5
												6
												7
												8
												9
												10
												11
												12
1,235	▲3.1	902	44.7	-	-	652	23.5	619	8.5	556	▲17.6	3月平均

区分 年月	農産加工品											
	果		実		部		門					
	落花生		ナット調製品		かんきつ類		なし調製品		あんず		さくらんぼ	
輸出量	kg	増減率	kg	増減率	kg	増減率	kg	増減率	kg	増減率	kg	増減率
21	124,701	▲15.0	1,546,727	▲7.0	17,136	▲91.7	-	-	-	-	1,280	▲28.9
22	85,123	▲31.7	1,794,133	16.0	15,323	▲10.6	-	-	-	-	5,557	334.1
23	63,230	▲25.7	1,594,363	▲11.1	14,344	▲6.4	70	-	-	-	367	▲93.4
24	60,945	▲3.6	1,667,645	4.6	18,426	28.5	-	-	266	-	-	-
25	87,649	43.8	1,867,706	12.0	25,543	38.6	624	-	-	-	-	-
26	116,104	32.5	1,975,847	5.8	42,259	65.4	-	-	-	-	-	-
平.26.1	20,646	250.6	108,419	▲5.4	200	-	-	-	-	-	-	-
2	4,065	45.9	146,096	▲0.5	2,451	104.3	-	-	-	-	-	-
3	6,635	127.5	163,103	1.2	6,441	231.2	-	-	-	-	-	-
4	3,268	▲16.6	141,166	2.6	1,253	▲14.0	-	-	-	-	-	-
5	9,884	5.7	154,969	3.9	8,578	156.3	-	-	-	-	-	-
6	7,417	20.2	142,684	▲17.2	5,874	307.9	-	-	-	-	-	-
7	6,697	82.8	143,962	▲14.1	289	▲95.9	-	-	-	-	-	-
8	5,242	▲17.4	158,467	▲3.0	4,684	139.2	-	-	-	-	-	-
9	21,704	326.2	183,119	39.8	83	▲96.6	-	-	-	-	-	-
10	5,891	▲0.2	194,747	10.7	5,060	302.5	-	▲100.0	-	-	-	-
11	8,316	▲18.9	198,142	8.2	4,216	1,816.4	-	-	-	-	-	-
12	16,339	▲35.6	240,973	46.2	3,130	▲1.7	-	-	-	-	-	-
平.27.1	9,001	▲56.4	162,596	50.0	5,680	2,740.0	-	-	-	-	103	-
2	3,557	▲12.5	172,875	18.3	5,855	138.9	-	-	-	-	-	-
3	7,639	15.1	180,087	10.4	7,577	17.6	-	-	150	-	-	-
4												
5												
6												
7												
8												
9												
10												
11												
12												
3月計	20,197	▲35.6	515,558	23.5	19,112	110.2	-	-	150	-	103	-
輸出価格												
21	610	▲18.2	680	▲3.3	970	264.2	-	-	-	-	1,595	21.3
22	844	38.5	637	▲6.2	779	▲19.7	-	-	-	-	1,150	▲27.9
23	993	17.6	644	1.0	835	7.3	4,557	-	-	-	6,161	435.8
24	1,006	1.3	639	▲0.7	877	5.0	-	-	1,429	-	-	-
25	844	▲16.1	691	8.2	1,004	14.4	1,189	-	-	-	-	-
26	796	▲5.7	730	5.6	742	▲26.1	-	-	-	-	-	-
平.26.1	411	▲59.4	665	▲5.7	1,060	-	-	-	-	-	-	-
2	967	▲8.5	761	15.8	735	▲3.3	-	-	-	-	-	-
3	939	▲7.4	657	6.1	797	▲42.8	-	-	-	-	-	-
4	1,070	9.8	802	15.6	813	▲45.7	-	-	-	-	-	-
5	1,054	131.4	673	11.5	487	▲37.4	-	-	-	-	-	-
6	1,091	10.9	700	4.8	640	▲45.9	-	-	-	-	-	-
7	1,023	3.7	726	14.0	699	▲15.9	-	-	-	-	-	-
8	945	▲14.3	733	5.3	800	▲37.4	-	-	-	-	-	-
9	443	▲53.4	733	3.6	3,277	247.0	-	-	-	-	-	-
10	883	▲12.8	770	▲1.0	775	▲27.8	-	-	-	-	-	-
11	997	▲6.0	821	17.3	1,079	▲77.4	-	-	-	-	-	-
12	1,028	66.7	696	▲15.5	819	7.6	-	-	-	-	-	-
平.27.1	1,031	150.5	761	14.5	1,185	11.7	-	-	-	-	2,175	-
2	956	▲1.1	787	3.4	1,453	97.6	-	-	-	-	-	-
3	950	1.2	833	26.9	1,269	59.2	-	-	2,400	-	-	-
4												
5												
6												
7												
8												
9												
10												
11												
12												
3月平均	987	▲3.7	795	21.3	1,300	12.8	-	-	2,400	-	2,175	-

加工食品の輸出入動向

単位 輸出量：kg
輸出価格：円/kg
増減率：%

製 穀 粉 加 工 品											区 分			
(つ づ き)			桃調製品		ストロベリー		その他の 果実調製品		穀粉調製品			パスタ		インスタント ラーメン
増減率		増減率		増減率		増減率		増減率		増減率		増減率		年 月
kg	%	kg	%	kg	%	kg	%	kg	%	kg	%	kg	%	
18,725	93.3	-	-	388,413	2.2	10,414,969	▲21.5	902,544	8.6	6,192,116	▲23.7			21
33,772	80.4	468	-	467,369	20.3	10,571,333	1.5	869,583	▲3.7	5,980,785	▲3.4			22
13,808	▲59.1	-	-	642,780	37.5	10,266,361	▲2.9	774,837	▲10.9	5,012,353	▲16.2			23
1,403	▲89.8	-	-	404,248	▲37.1	8,217,805	▲20.0	740,977	▲4.4	5,861,776	16.9			24
11,580	725.4	1,146	-	469,663	16.2	9,475,515	15.3	766,778	3.5	7,576,400	29.3			25
28,969	150.2	490	▲57.2	1,059,711	125.6	13,626,060	43.8	690,477	▲10.0	7,075,415	▲6.6			26
-	▲100.0	-	-	27,290	▲34.5	1,047,591	66.3	64,687	▲25.6	393,019	▲10.9			平.26.1
2,197	-	-	-	24,519	▲65.2	1,209,911	82.2	37,356	▲25.5	486,503	2.4			2
-	-	-	-	24,933	▲16.0	1,176,097	57.6	65,929	39.4	603,371	▲11.4			3
3,867	321.7	-	-	61,057	184.3	1,459,118	115.0	41,752	▲5.5	567,304	▲20.4			4
7,894	234.3	120	-	191,946	616.4	1,207,104	56.7	60,729	▲15.7	538,827	▲34.3			5
3,390	121.1	-	-	154,508	280.9	1,000,056	19.2	52,526	▲17.1	470,940	▲35.4			6
4,233	63.0	-	-	190,869	278.6	1,353,459	68.6	61,850	38.9	525,126	1.2			7
2,894	92.5	-	▲100.0	115,712	267.4	1,048,579	57.1	36,027	▲47.9	555,947	▲0.8			8
-	▲100.0	-	-	55,509	186.6	861,185	6.2	53,197	▲28.0	754,339	33.0			9
2,635	357.5	330	-	62,171	▲31.0	1,262,753	56.4	64,890	▲13.7	698,012	12.7			10
1,044	▲21.7	-	-	28,142	4.1	945,654	▲3.4	54,637	▲8.4	624,398	▲3.8			11
815	146.2	40	-	123,055	498.4	1,054,553	▲2.3	96,897	20.5	857,629	6.9			12
820	-	286	-	33,711	23.5	1,058,521	1.0	47,192	▲27.0	519,993	32.3			平.27.1
-	▲100.0	80	-	167,033	581.2	917,883	▲24.1	66,924	79.2	491,941	1.1			2
579	-	-	-	83,276	234.0	986,696	▲16.1	50,134	▲24.0	618,390	2.5			3
														4
														5
														6
														7
														8
														9
														10
														11
														12
1,399	▲36.3	366	-	284,020	270.1	2,963,100	▲13.7	164,250	▲2.2	1,630,324	9.9			3月計
226	▲69.9	-	-	235	6.9	394	11.1	207	▲10.1	472	9.2			21
481	112.5	833	-	196	▲16.7	363	▲7.8	208	0.4	472	0.2			22
539	12.0	-	-	298	52.1	343	▲5.5	221	6.3	428	▲9.4			23
726	34.8	-	-	288	▲3.3	374	9.2	228	3.0	432	0.8			24
670	▲7.8	339	-	354	22.8	416	11.2	278	22.2	427	▲1.0			25
652	▲2.7	3,361	892.8	250	▲29.3	441	6.0	266	▲4.4	500	17.0			26
-	-	-	-	409	▲26.8	444	8.2	194	▲16.7	476	14.8			平.26.1
746	-	-	-	329	8.5	436	18.8	264	▲16.5	528	16.4			2
-	-	-	-	210	▲17.2	433	14.3	207	▲7.0	499	16.5			3
377	▲32.1	-	-	550	22.1	426	5.1	246	8.8	484	26.0			4
496	▲30.6	2,325	-	230	8.8	452	14.1	330	4.9	500	28.8			5
423	▲27.0	-	-	194	18.0	444	10.8	244	▲13.4	533	28.7			6
584	▲6.0	-	-	161	▲47.0	439	14.8	289	▲12.7	507	17.3			7
1,104	106.1	-	-	244	31.3	428	▲4.3	275	▲2.4	493	9.0			8
-	-	-	-	320	▲56.2	439	4.6	292	21.2	473	▲7.4			9
942	123.2	1,842	-	285	▲27.9	450	▲3.0	306	▲12.3	534	11.8			10
890	5.7	-	-	241	▲59.3	445	1.2	286	3.5	480	5.7			11
1,672	38.4	19,000	-	261	1.4	466	1.9	264	▲0.4	499	35.5			12
1,356	-	1,759	-	464	13.3	471	6.2	266	37.3	506	6.3			平.27.1
-	-	3,038	-	227	▲30.8	431	▲1.3	294	11.3	560	6.1			2
2,518	-	-	-	246	16.9	431	▲0.4	279	34.3	501	0.5			3
														4
														5
														6
														7
														8
														9
														10
														11
														12
1,837	▲53.7	2,038	-	261	▲29.1	445	15.8	281	11.2	520	20.5			3月平均

区分 年月	製 穀 粉 加 工 品 (つ づ き)											
	うどん・ そうめん・そば		その他のめん類		詰物パスタ		その他のパスタ		朝食用シリアル		食パン・乾パン類	
	増減率	増減率	増減率	増減率	増減率	増減率	増減率	増減率	増減率	増減率	増減率	
輸出货量	kg	%	kg	%	kg	%	kg	%	kg	%	kg	%
21	11,946,698	▲4.6	1,036,962	▲1.9	379,926	▲17.5	3,326,861	43.6	418,630	▲10.7	29,786	1,306.3
22	12,491,609	4.6	1,177,623	13.6	327,946	▲13.7	3,750,130	12.7	644,715	54.0	1,836	▲93.8
23	11,727,576	▲6.1	1,213,479	3.0	378,028	15.3	3,060,998	▲18.4	629,991	▲2.3	756	▲58.8
24	10,809,630	▲7.8	1,043,671	▲14.0	404,018	6.9	3,152,917	3.0	867,261	37.7	25,409	3,261.0
25	10,424,205	▲3.6	1,598,931	53.2	464,282	14.9	5,562,838	76.4	790,104	▲8.9	70,636	178.0
26	10,992,368	5.5	2,007,127	25.5	527,824	13.7	6,890,299	23.9	1,107,047	40.1	81,937	16.0
平.26.1	817,527	▲2.4	117,319	23.7	31,168	▲22.2	527,474	142.0	57,459	11.1	6,730	4.0
2	790,533	▲0.7	158,956	46.6	49,603	32.8	503,741	40.6	65,834	71.9	5,870	1,734.4
3	847,554	▲12.3	180,720	36.5	53,633	38.0	557,448	42.5	71,097	19.0	4,185	278.0
4	838,531	0.2	188,075	92.3	22,610	52.6	582,990	76.9	60,041	22.5	6,192	1,190.0
5	914,916	4.1	152,716	18.2	49,607	▲19.1	680,794	40.7	66,612	▲4.2	2,849	▲26.4
6	870,157	▲1.4	167,101	11.7	57,788	14.0	388,959	▲14.0	70,786	2.9	9,608	136.9
7	915,068	17.1	163,923	▲3.3	52,546	34.5	551,756	41.3	115,616	36.6	7,449	205.4
8	945,948	13.0	153,336	▲14.5	31,522	11.8	549,066	13.4	77,512	3.1	7,570	322.4
9	1,021,696	13.7	141,749	▲10.6	40,312	▲4.0	505,719	▲26.0	90,892	13.3	8,367	112.8
10	982,586	10.2	179,774	41.9	39,307	2.6	789,592	55.9	131,183	79.3	6,750	▲24.0
11	940,985	▲5.2	207,237	110.7	31,121	▲6.6	592,492	▲1.4	158,131	68.9	9,763	▲32.4
12	1,106,867	34.2	196,221	27.2	68,607	70.3	660,268	▲0.6	141,884	207.2	6,604	▲71.1
平.27.1	933,993	14.2	168,214	43.4	15,846	▲49.2	478,285	▲9.3	145,252	152.8	10,007	48.7
2	1,063,984	34.6	215,894	35.8	40,657	▲18.0	585,323	16.2	135,484	105.8	13,690	133.2
3	1,097,113	29.4	212,233	17.4	44,817	▲16.4	453,024	▲18.7	174,980	146.1	1,334	▲68.1
4												
5												
6												
7												
8												
9												
10												
11												
12												
3月計	3,095,090	26.0	596,341	30.5	101,320	▲24.6	1,516,632	▲4.5	455,716	134.4	25,031	49.1
輸出価格												
21	262	1.4	472	7.2	676	7.2	185	▲7.9	844	4.1	404	▲37.7
22	257	▲1.6	469	▲0.5	710	5.0	178	▲3.9	816	▲3.3	413	2.1
23	256	▲0.4	481	2.5	686	▲3.4	184	3.4	821	0.6	1,048	153.8
24	262	2.2	459	▲4.5	666	▲3.0	182	▲1.1	744	▲9.4	819	▲21.8
25	279	6.4	495	7.8	688	3.3	195	7.2	841	13.0	856	4.6
26	289	3.6	494	▲0.2	681	▲1.0	198	1.6	857	1.9	819	▲4.4
平.26.1	277	14.6	534	22.3	687	▲7.2	194	▲0.3	722	▲8.1	851	6.0
2	292	3.6	437	▲12.4	663	▲4.5	204	4.6	784	▲17.1	870	3.9
3	280	▲1.7	504	12.5	724	5.8	194	▲1.4	971	10.1	831	2.3
4	289	11.6	521	8.0	687	▲1.6	199	▲2.6	907	▲2.3	918	9.9
5	299	▲0.7	480	▲7.4	672	3.2	194	3.2	898	6.8	704	▲11.8
6	277	▲1.7	494	3.3	719	11.3	206	6.2	727	▲7.6	765	6.2
7	283	▲7.2	524	▲2.4	630	▲13.8	196	▲1.1	793	▲0.7	757	▲3.6
8	298	7.3	466	▲12.5	667	▲7.5	202	2.2	942	21.5	776	4.5
9	300	7.4	545	12.1	704	3.6	212	6.6	913	17.4	806	▲5.8
10	282	3.5	483	3.5	704	3.5	192	▲0.1	924	25.0	765	▲22.5
11	288	3.6	468	▲1.8	691	1.1	203	3.1	880	▲6.3	841	▲11.3
12	295	4.9	490	▲6.9	644	▲7.2	187	0.7	794	▲20.9	921	12.9
平.27.1	286	3.4	512	▲4.0	813	18.3	217	11.8	973	34.9	822	▲3.4
2	286	▲1.9	510	16.5	670	1.1	195	▲4.4	785	0.2	799	▲8.1
3	288	3.1	479	▲5.0	739	2.1	201	3.3	913	▲6.0	838	0.8
4												
5												
6												
7												
8												
9												
10												
11												
12												
3月平均	287	6.4	499	8.3	723	2.3	204	4.0	894	3.4	811	0.6

加工食品の輸出入動向

単位 輸出量：kg
輸出価格：円/kg
増減率：%

		糖 類								菓 子		区 分
その他の穀物加工品		粗 糖		糖みつ		ぶどう糖類		その他の糖類		チューインガム		
kg	増減率	kg	増減率	kg	増減率	kg	増減率	kg	増減率	kg	増減率	年 月
785,649	23.9	43,004	26.5	4,381,000	2,447.1	440,361	▲19.3	3,171,910	▲14.6	1,448,752	▲2.6	
784,480	▲0.1	23,000	▲46.5	10,249,000	133.9	564,025	28.1	3,396,162	7.1	1,316,066	▲9.2	22
751,546	▲4.2	733,000	3,087.0	1,471,000	▲85.6	646,799	14.7	3,055,338	▲10.0	1,126,121	▲14.4	23
617,518	▲17.8	41,001	▲94.4	87,000	▲94.1	280,031	▲56.7	2,964,860	▲3.0	1,155,367	2.6	24
448,452	▲27.4	34,000	▲17.1	130,000	49.4	409,973	46.4	3,954,484	33.4	1,151,079	▲0.4	25
428,862	▲4.4	75,000	120.6	187,000	43.8	351,497	▲14.3	3,388,101	▲14.3	1,365,862	18.7	26
27,644	▲49.6	-	-	-	-	34,505	▲3.7	255,034	▲25.6	49,850	▲46.1	平. 26.1
10,605	▲68.7	1,000	▲100.0	-	-	39,356	15.0	221,349	2.8	104,296	21.5	2
42,211	▲13.3	14,000	▲98.6	-	-	53,554	50.5	332,986	▲17.8	92,616	▲13.3	3
33,951	▲9.1	4,000	▲99.6	4,000	-	19,420	23.8	249,904	▲8.8	129,560	74.0	4
37,518	▲14.5	-	▲100.0	-	-	36,494	99.7	295,129	▲4.8	98,780	▲8.8	5
16,055	▲58.6	16,000	-	173,000	▲98.8	27,326	▲39.1	352,152	▲15.6	123,209	44.3	6
26,475	▲24.7	3,000	▲99.9	9,000	-	41,996	▲15.8	221,796	▲47.2	108,954	▲8.0	7
36,240	26.6	7,000	▲99.9	-	▲100.0	17,258	▲63.7	271,378	37.8	111,213	23.2	8
44,815	97.8	12,000	▲98.8	-	-	20,944	11.9	243,660	▲50.0	118,326	66.6	9
57,479	105.8	7,000	▲99.3	-	-	33,048	▲19.0	273,490	▲22.0	145,125	27.8	10
23,797	▲52.2	4,000	▲100.0	-	▲100.0	20,109	▲56.0	312,684	12.1	134,404	39.7	11
72,072	168.1	7,000	▲99.9	1,000	-	7,487	▲67.2	358,539	40.0	149,529	38.1	12
43,686	58.0	10,000	-	-	-	38,485	11.5	245,656	▲3.7	100,824	102.3	平. 27.1
33,304	214.0	4,000	300.0	-	-	19,442	▲50.6	176,122	▲20.4	134,753	29.2	2
51,479	22.0	7,000	▲50.0	-	-	16,815	▲68.6	243,881	▲26.8	138,920	50.0	3
												4
												5
												6
												7
												8
												9
												10
												11
												12
128,469	59.7	21,000	40.0	-	-	74,742	▲41.3	665,659	▲17.8	374,497	51.8	3月計
552	▲19.8	541	▲27.4	11	▲87.6	240	▲35.2	406	3.9	669	▲8.2	21
548	▲0.8	1,212	123.9	12	10.3	238	▲0.9	394	▲3.0	653	▲2.3	22
473	▲13.8	60	▲95.1	34	171.3	438	83.7	390	▲1.0	633	▲3.2	23
483	2.0	516	760.8	77	126.6	478	9.2	436	11.9	616	▲2.6	24
554	14.8	668	29.3	62	▲19.6	473	▲1.1	454	4.1	652	5.8	25
583	5.3	511	76.4	49	79.6	637	34.6	460	1.3	670	2.7	26
572	49.4	-	-	-	-	393	21.9	503	17.8	547	▲10.3	平. 26.1
718	▲0.3	2,136	273.0	-	-	785	46.7	421	▲3.3	668	3.6	2
549	14.6	414	53.4	-	-	605	▲5.3	462	2.5	642	0.7	3
636	2.9	732	44.6	144	-	882	99.8	494	▲0.9	630	0.6	4
594	10.2	-	-	-	-	565	14.5	375	▲16.2	679	8.1	5
763	53.5	352	-	24	17.6	389	▲19.9	433	▲1.8	719	9.9	6
511	▲17.2	610	104.4	139	-	461	23.6	429	▲3.3	658	0.8	7
617	▲17.0	329	66.8	-	-	799	86.6	514	▲2.5	685	6.1	8
547	▲14.5	382	28.0	-	-	527	▲24.4	499	13.2	680	7.8	9
520	▲16.7	452	37.2	-	-	790	77.8	485	3.9	662	▲5.3	10
690	42.9	642	158.9	-	-	651	56.5	472	4.1	677	▲1.3	11
566	3.4	642	163.9	1,180	-	2,017	220.8	446	▲3.4	704	2.9	12
607	6.2	400	-	-	-	506	28.8	404	▲19.7	600	9.8	平. 27.1
684	▲4.6	438	▲79.5	-	-	939	19.7	600	42.6	655	▲1.9	2
474	▲13.7	690	66.7	-	-	655	8.2	422	▲8.7	675	5.0	3
												4
												5
												6
												7
												8
												9
												10
												11
												12
574	14.7	504	35.5	-	-	652	31.0	462	5.4	648	2.7	3月平均

区分 年月	菓 子 (つ づ き)											
	キャンディー類		他の砂糖菓子		チョコレート菓子		ココア粉		チョコレート・ココア調製品		あられ・せんべい	
	kg	増減率	kg	増減率	kg	増減率	kg	増減率	kg	増減率	kg	増減率
輸出量												
21	3,693,415	▲23.4	1,026,884	▲32.7	575,711	▲18.6	180,018	12.5	2,952,700	▲24.5	3,447,262	▲13.6
22	3,776,268	2.2	1,124,336	9.5	800,085	39.0	124,295	▲31.0	2,999,976	1.6	3,565,817	3.4
23	3,010,254	▲20.3	884,400	▲21.3	803,449	0.4	110,271	▲11.3	2,741,435	▲8.6	2,915,282	▲18.2
24	2,922,594	▲2.9	945,186	6.9	1,041,311	29.6	45,894	▲58.4	2,971,478	8.4	3,122,631	7.1
25	3,679,977	25.9	1,134,341	20.0	1,069,957		49,973	8.9	3,054,937	2.8	3,605,573	15.5
26	4,442,779	20.7	1,551,153	36.7	1,712,866	60.1	56,930	13.9	4,044,339	32.4	4,011,936	11.3
平.26.1	255,878	10.6	62,640	▲14.4	62,170	▲23.1	-	▲100.0	272,191	19.6	237,076	▲6.5
2	312,414	60.6	113,434	69.4	71,249	▲4.3	-	▲100.0	285,136	51.9	279,817	13.2
3	333,350	7.1	145,803	42.0	141,718	96.2	19,650	118.3	280,342	54.9	349,790	37.2
4	383,578	50.4	93,724	34.5	181,655	137.3	6,030	▲55.9	311,380	91.3	280,566	20.6
5	408,420	23.8	107,855	58.3	101,658	55.5	4,500	1,591.7	295,204	76.5	348,362	13.5
6	363,819	26.9	83,781	▲6.8	75,303	23.6	4,500	▲25.4	277,870	59.5	359,040	21.0
7	267,296	14.3	96,440	41.7	59,510	43.2	-	▲100.0	271,722	63.4	357,328	19.1
8	269,933	▲1.2	93,175	2.9	81,337	59.0	6,450	-	254,827	59.5	285,841	▲15.5
9	359,754	18.0	140,982	28.8	169,734	86.5	1,200	▲74.2	323,650	14.7	355,932	13.0
10	477,823	30.8	169,749	45.9	264,836	62.9	400	▲93.4	471,361	4.4	398,952	2.9
11	468,705	6.6	199,723	62.2	255,048	59.5	479	▲16.8	541,931	27.9	371,399	16.2
12	541,809	19.3	243,847	56.1	248,648	86.5	13,721	-	458,725	▲2.7	387,833	9.9
平.27.1	351,642	37.4	142,690	127.8	188,277	202.8	6,030	-	339,131	24.6	295,190	24.5
2	354,265	13.4	175,780	55.0	132,637	86.2	1,600	-	216,226	▲24.2	244,501	▲12.6
3	366,357	9.9	197,594	35.5	122,287	▲13.7	6,750	▲65.6	275,425	▲1.8	344,538	▲1.5
4												
5												
6												
7												
8												
9												
10												
11												
12												
3月計	1,072,264	18.9	516,064	60.3	443,201		14,380	▲26.8	830,782	▲0.8	884,229	2.0
輸出価格												
21	924	5.8	907	9.8	1,387	7.6	1,769	▲22.4	1,138	5.8	865	3.8
22	927	0.4	840	▲7.4	1,355	▲2.3	1,868	5.6	1,195	5.0	899	3.9
23	972	4.8	864	2.8	1,375	1.5	1,202	▲35.7	1,202	0.6	946	5.3
24	1,018	4.7	880	1.8	1,391	1.1	2,476	106.0	1,169	▲2.8	929	▲1.8
25	1,080	6.1	994	13.0	1,391	0.0	2,519	1.7	1,302	11.5	967	4.1
26	1,156	7.1	1,208	21.5	1,461	5.0	1,680	▲33.3	1,274	▲2.2	983	1.7
平.26.1	1,131	11.3	1,115	17.7	1,524	4.6	-	-	1,225	▲4.9	1,029	4.6
2	1,135	6.1	1,064	14.7	1,555	20.9	-	-	1,193	1.8	928	▲0.2
3	1,190	15.4	1,130	20.1	1,339	3.6	298	▲88.4	1,213	▲2.3	973	0.2
4	1,180	2.5	1,198	18.4	1,370	2.7	2,548	0.9	1,133	▲2.8	984	7.5
5	1,136	9.1	1,151	19.9	1,429	▲0.4	2,538	66.3	1,166	▲3.0	963	▲1.8
6	1,145	3.4	1,195	28.1	1,497	4.0	2,538	▲0.4	1,128	▲7.4	993	5.7
7	1,171	6.3	1,154	14.4	1,570	11.7	-	-	1,034	▲8.8	979	7.0
8	1,167	4.9	1,246	39.9	1,448	2.7	2,360	-	1,181	▲5.8	988	▲0.6
9	1,188	4.2	1,287	44.0	1,373	1.9	510	▲79.9	1,321	3.7	1,001	3.1
10	1,140	9.5	1,259	22.9	1,485	10.7	1,018	▲60.1	1,482	6.6	997	2.9
11	1,231	10.8	1,200	▲0.7	1,487	7.3	1,294	▲17.0	1,353	▲10.4	979	▲1.4
12	1,081	3.1	1,310	24.4	1,544	0.3	2,530	-	1,496	13.3	987	▲2.6
平.27.1	1,217	7.6	1,441	29.2	1,608	5.5	2,548	-	1,612	31.6	1,061	3.1
2	1,171	3.2	1,218	14.4	1,465	▲5.8	908	-	1,405	17.8	1,086	17.0
3	1,246	4.7	1,298	14.9	1,532	14.3	2,548	755.7	1,345	10.9	959	▲1.4
4												
5												
6												
7												
8												
9												
10												
11												
12												
3月平均	1,211	16.9	1,310	39.5	1,544	14.4	2,365	▲7.8	1,470	18.8	1,028	6.9

加工食品の輸出入動向

単位 輸出量：kg、l
輸出価格：円/kg、円/l
増減率：%

ビスケット・クラッカー		その他の菓子		オレンジ果汁		グレープフルーツ果汁		他のかんきつ果汁		パイナップル果汁		区 分
kg	増減率	kg	増減率	l	増減率	l	増減率	l	増減率	l	増減率	
1,119,797	▲27.9	1,115,709	▲30.9	161,079	▲4.3	226,672	▲5.7	38,074	▲50.3	-	-	21
1,134,136	1.3	1,274,371	14.2	412,903	156.3	216,496	▲4.5	77,921	104.7	288	-	22
781,731	▲31.1	990,255	▲22.3	50,413	▲87.8	222,994	3.0	103,517	32.8	7,249	2,417.0	23
851,860	9.0	1,047,599	5.8	227,663	351.6	193,760	▲13.1	126,171	21.9	3,624	▲50.0	24
917,039	7.7	1,317,027	25.7	122,111	▲46.4	224,828	16.0	171,901	36.2	1,738	▲52.0	25
1,021,493	11.4	1,932,660	46.7	61,785	▲49.4	230,922	2.7	272,911	58.8	42,438	2,341.8	26
53,911	▲11.1	75,827	▲5.7	8,727	▲69.1	19,200	▲9.6	19,416	190.8	-	-	平.26.1
54,964	▲13.0	136,394	81.7	4,536	▲71.3	28,800	275.0	31,538	168.2	-	-	2
54,102	▲12.9	173,568	54.2	4,311	-	492	▲97.9	13,374	▲9.6	-	-	3
75,541	31.0	121,779	60.0	4,499	16.6	30,900	▲19.5	34,272	324.5	-	-	4
75,186	▲21.6	139,628	68.9	2,114	▲78.9	38,880	153.1	15,220	▲26.9	-	-	5
63,769	▲17.2	110,851	▲3.4	7,257	-	38,400	25.0	20,019	53.7	-	-	6
73,996	44.9	117,992	44.4	4,938	52.4	29,280	90.6	37,931	71.6	-	▲100.0	7
72,938	8.4	133,558	25.9	8,292	43.4	9,600	▲61.5	28,663	85.4	-	-	8
81,378	▲8.1	162,822	33.1	6,835	▲63.3	21,240	38.3	22,706	17.1	900	-	9
107,929	17.1	231,072	76.7	5,190	▲84.5	10,080	▲41.7	16,971	41.9	-	-	10
135,794	36.5	236,473	61.0	2,490	-	1,650	▲78.5	12,604	▲23.1	28,238	-	11
171,985	68.7	292,696	56.1	2,596	▲15.4	2,400	▲69.0	20,197	76.5	13,300	-	12
126,380	134.4	178,730	135.7	7,595	▲13.0	22,500	17.2	41,106	111.7	-	-	平.27.1
89,925	63.6	211,793	55.3	3,628	▲20.0	11,250	▲60.9	37,793	19.8	6,840	-	2
133,957	147.6	233,265	34.4	9,374	117.4	22,710	4,515.9	17,511	30.9	-	-	3
												4
												5
												6
												7
												8
												9
												10
												11
												12
350,262	114.9	623,788	61.7	20,597	17.2	56,460	16.4	96,410	49.9	6,840	-	3月計
1,079	6.2	945	10.2	193	▲40.9	915	▲10.7	2,097	78.1	-	-	21
1,070	▲0.9	884	▲6.5	210	8.9	1,019	11.4	2,169	3.5	767	-	22
1,123	5.0	908	2.8	282	34.4	1,024	0.5	1,757	▲19.0	209	▲72.7	23
1,026	▲8.7	928	2.2	265	▲6.2	1,031	0.6	1,694	▲3.6	203	▲3.2	24
1,151	12.2	1,058	14.0	257	▲2.9	986	▲4.4	1,683	▲0.7	289	42.6	25
1,283	11.4	1,249	18.0	227	▲11.8	731	▲25.9	1,573	▲6.5	98	▲66.2	26
1,457	38.7	1,222	24.1	140	▲52.8	833	4.9	1,687	2.1	-	-	平.26.1
1,266	18.9	1,180	20.3	129	▲54.5	810	▲20.0	1,500	▲16.4	-	-	2
1,280	15.7	1,199	22.4	138	-	1,506	48.8	1,701	9.7	-	-	3
1,452	37.5	1,275	21.7	279	52.2	778	▲24.6	1,279	▲36.2	-	-	4
1,165	2.3	1,215	20.1	119	▲24.3	724	▲28.5	1,950	30.0	-	-	5
1,400	19.6	1,278	25.3	127	-	736	▲29.0	1,561	▲18.3	-	-	6
1,212	▲1.6	1,236	15.6	153	3.2	696	▲31.3	1,231	▲15.0	-	-	7
1,311	15.4	1,205	26.9	178	54.7	640	▲32.8	1,533	6.9	-	-	8
1,228	▲2.0	1,285	33.3	424	55.0	592	▲41.5	1,794	▲1.5	293	-	9
1,313	15.3	1,255	16.8	144	▲48.8	804	▲13.1	1,739	▲8.9	-	-	10
1,154	▲6.1	1,224	▲3.1	386	-	142	▲86.0	1,958	15.6	93	-	11
1,296	11.8	1,329	14.6	903	374.3	333	▲67.7	1,790	▲6.0	95	-	12
1,278	▲12.3	1,470	20.2	232	65.2	567	▲31.9	1,482	▲12.1	-	-	平.27.1
1,343	6.1	1,231	4.3	127	▲1.1	567	▲30.0	1,638	9.2	97	-	2
1,321	3.2	1,324	10.4	183	32.2	576	▲61.7	1,868	9.8	-	-	3
												4
												5
												6
												7
												8
												9
												10
												11
												12
1,311	22.1	1,334	35.9	191	▲34.6	571	▲38.2	1,613	▲2.6	97	-	3月平均

区分 年月	飲料（つづき）											
	ぶどう果汁		りんご果汁		トマトジュース		野菜ジュース		混合ジュース		清涼飲料	
	輸出量	増減率	輸出量	増減率	輸出量	増減率	輸出量	増減率	輸出量	増減率	輸出量	増減率
21	25,477	▲46.0	250,469	▲10.3	119,922	778.7	164,769	5.3	408,615	▲1.0	17,714,396	▲65.0
22	20,779	▲18.4	274,925	9.8	1,634	▲98.6	147,326	▲10.6	487,121	19.2	23,159,487	30.7
23	38,237	84.0	381,748	38.9	2,793	70.9	141,692	▲3.8	595,986	22.3	25,907,960	11.9
24	18,699	▲51.1	291,390	▲23.7	2,334	▲16.4	132,234	▲6.7	389,150	▲34.7	25,688,535	▲0.8
25	13,020	▲30.4	601,309	106.4	9,246	296.1	119,877	▲9.3	456,880	17.4	33,847,524	31.8
26	79,854	513.3	998,215	66.0	323,204	3,395.6	269,390	124.7	1,056,111	131.2	49,283,867	45.6
平.26.1	654	-	26,827	▲43.1	3,485	-	307	▲85.7	27,290	▲30.7	2,299,049	42.7
2	-	-	52,848	247.4	-	-	19,567	56.6	24,519	▲65.0	3,764,565	127.2
3	2,954	-	55,860	37.5	-	▲100.0	10,871	6.7	24,933	▲9.1	3,618,267	31.5
4	1,248	-	84,331	83.0	1,504	-	6,518	▲19.1	61,057	170.8	4,896,460	72.5
5	-	▲100.0	90,410	54.1	37,963	-	8,106	68.3	188,346	629.4	4,652,013	55.5
6	24,995	37,771.2	71,806	76.6	75,553	42,345.5	102,926	1,921.3	154,508	295.2	5,788,491	51.9
7	17,590	1,040.0	120,252	191.6	52,613	187,803.6	3,335	▲84.3	190,869	273.9	5,015,072	58.5
8	1,200	151.0	80,944	98.1	44,672	1,251.2	13,675	214.9	115,712	286.4	3,937,803	37.7
9	1,800	287.9	82,701	84.7	25,019	17,770.7	19,041	▲0.4	55,509	236.9	3,438,701	5.8
10	9,141	309.2	141,886	114.2	54,968	-	27,390	346.8	62,171	▲30.5	4,295,936	38.4
11	14,597	3,522.1	89,590	155.2	1,337	-	370	▲96.8	28,142	10.7	4,029,642	54.4
12	5,675	62.7	100,760	▲19.2	26,090	389.5	57,284	293.9	123,055	512.5	3,547,868	10.9
平.27.1	21,637	3,208.4	139,679	420.7	13,286	281.2	17,841	5,711.4	33,711	23.5	2,978,297	29.5
2	446	-	90,201	70.7	58,701	-	12,583	▲35.7	167,033	581.2	3,305,188	▲12.2
3	30,823	943.4	138,002	147.0	24,832	-	33,910	211.9	83,276	234.0	3,714,513	2.7
4												
5												
6												
7												
8												
9												
10												
11												
12												
3月計	52,906	1,366.4	367,882	171.4	96,819	2,678.2	64,334	109.3	284,020	270.1	9,997,998	3.3
輸出価格												
21	605	47.9	281	3.8	34	▲86.0	515	▲16.0	224	10.3	237	7.1
22	792	31.0	345	23.1	433	1,168.3	905	75.9	188	▲15.9	222	▲6.3
23	507	▲36.0	342	▲0.9	344	▲20.4	948	4.7	322	71.0	187	▲15.8
24	608	19.8	331	▲3.4	254	▲26.2	847	▲10.7	300	▲6.9	184	▲2.0
25	716	17.7	314	▲5.0	455	79.2	876	3.5	364	21.5	198	8.0
26	200	▲72.1	280	▲10.9	110	▲75.9	438	▲50.0	250	▲31.3	196	▲0.9
平.26.1	486	-	280	▲15.1	227	-	1,974	41.1	409	▲30.8	214	14.7
2	-	-	278	▲12.1	-	-	703	▲33.7	329	7.9	178	▲28.6
3	397	-	286	5.9	-	-	663	▲28.6	210	▲23.5	209	▲0.0
4	841	-	269	▲7.2	422	-	1,103	15.9	550	28.2	204	▲2.7
5	-	-	252	▲1.4	108	-	648	▲39.9	228	4.0	184	▲23.9
6	133	▲95.8	275	▲4.0	103	▲95.4	213	▲60.6	194	13.7	157	▲5.3
7	93	▲69.3	292	▲9.7	113	▲99.1	679	▲29.2	161	▲46.3	176	▲8.7
8	350	▲18.8	271	▲29.9	98	▲49.2	682	▲24.5	244	24.8	184	▲11.1
9	350	▲73.5	280	▲2.2	111	▲96.6	634	10.9	320	▲62.7	207	11.6
10	61	▲89.3	257	▲15.7	93	-	349	▲60.2	285	▲28.4	227	31.0
11	151	▲95.2	283	▲6.7	179	-	1,338	44.8	241	▲61.7	206	18.2
12	817	▲38.4	339	▲5.6	140	▲54.1	492	▲41.6	261	▲0.9	247	17.4
平.27.1	119	▲75.6	274	▲2.1	129	▲43.3	161	▲91.8	464	13.3	254	19.0
2	677	-	299	7.8	111	-	543	▲22.7	227	▲30.8	235	32.3
3	82	▲79.3	288	0.8	98	-	546	▲17.6	246	16.9	250	19.5
4												
5												
6												
7												
8												
9												
10												
11												
12												
3月平均	102	-	286	▲6.1	110	▲96.1	439	▲57.6	261	▲31.5	246	15.1

加工食品の輸出入動向

単位 輸出量：kg、l
輸出価格：円/kg、円/l
増減率：%

インスタント コーヒー	調 味 料										区 分 年月	
	醬 油		ケチャップ・ マスタード類		うま味調味料		味 噌		食 酢 類			
	増減率	kg	増減率	kg	増減率	kg	増減率	kg	増減率	kg		
2,460,984	▲34.9	20,754,863	▲6.7	180,068	▲55.7	283,758	▲17.3	9,817,900	▲0.6	10,363,704	▲3.7	21
2,616,559	6.3	20,088,385	▲3.2	197,411	9.6	249,274	▲12.2	10,239,900	4.3	11,799,234	13.9	22
1,237,857	▲52.7	18,872,511	▲6.1	188,253	▲4.6	212,590	▲14.7	10,502,811	2.6	11,537,463	▲2.2	23
1,101,167	▲11.0	19,822,224	5.0	185,732	▲1.3	197,776	▲7.0	10,083,269	▲4.0	11,296,670	▲2.1	24
1,399,737	27.1	21,780,318	9.9	160,130	▲13.8	196,948	▲0.4	11,816,344	17.2	13,376,959	18.4	25
1,840,402	31.5	26,432,817	21.4	117,183	▲26.8	149,381	▲24.2	12,300,937	4.1	15,816,955	18.2	26
117,955	113.5	1,654,668	9.9	8,441	52.4	7,606	▲31.5	819,200	29.2	913,994	6.8	平. 26.1
157,024	112.4	1,992,056	44.0	5,863	▲66.8	15,714	84.5	936,679	▲7.1	1,256,314	28.4	2
96,411	79.6	2,177,011	28.5	15,961	▲59.1	18,288	14.2	1,127,827	24.9	1,183,119	6.5	3
138,296	129.2	2,144,103	24.4	12,525	▲30.5	8,685	▲53.9	933,689	▲12.5	1,146,037	32.2	4
105,254	2.2	2,307,510	37.4	10,447	▲7.3	10,130	▲65.3	1,128,462	0.9	1,434,146	32.5	5
190,514	7.3	2,328,885	13.8	5,000	▲44.7	7,323	▲50.1	1,026,066	▲2.1	1,299,603	10.6	6
161,887	▲21.0	2,423,053	31.7	7,139	▲64.5	11,736	▲42.9	843,388	3.4	1,392,681	28.8	7
143,325	2.5	2,354,128	24.8	6,619	3.0	20,750	28.0	1,012,575	10.9	1,401,847	16.3	8
128,387	33.3	2,461,893	26.8	8,515	28.4	17,295	10.0	1,062,026	6.3	1,360,865	15.1	9
224,531	80.8	2,398,204	12.9	14,675	5.5	11,379	▲29.8	1,067,610	9.9	1,667,678	20.8	10
150,659	71.6	1,802,560	▲1.3	12,251	88.9	13,826	▲7.7	1,081,235	▲4.3	1,316,598	16.9	11
226,159	1.5	2,388,746	12.2	9,747	62.9	6,649	▲55.5	1,262,180	4.4	1,444,073	8.4	12
102,620	▲13.0	1,885,481	13.9	13,482	59.7	12,574	65.3	862,665	5.3	1,163,410	27.3	平. 27.1
102,754	▲34.6	2,264,859	13.7	7,104	21.2	18,375	16.9	1,213,236	29.5	1,210,478	▲3.6	2
120,678	25.2	2,686,894	23.4	34,850	118.3	16,020	▲12.4	1,114,369	▲1.2	1,527,322	29.1	3
												4
												5
												6
												7
												8
												9
												10
												11
												12
326,052	▲12.2	6,837,234	17.4	55,436	83.2	46,969	12.9	3,190,270	10.6	3,901,210	16.3	3月計
1,175	▲5.4	191	3.5	564	38.7	1,105	0.3	206	2.4	131	▲1.6	21
966	▲17.8	198	3.4	456	▲19.1	970	▲12.2	205	▲0.6	128	▲2.5	22
1,617	67.3	193	▲2.1	450	▲1.3	989	1.9	203	▲1.0	122	▲4.7	23
1,647	1.8	185	▲4.3	413	▲8.1	1,053	6.4	205	1.1	131	7.4	24
1,777	7.9	196	6.0	514	24.4	1,456	38.3	206	0.4	123	▲6.0	25
1,637	▲7.9	196	▲0.2	566	10.1	1,494	2.6	204	▲0.7	125	1.7	26
1,530	4.8	197	5.0	449	▲16.6	2,092	104.5	214	▲2.3	123	▲5.0	平. 26.1
1,444	▲6.6	191	▲6.9	713	50.4	1,033	▲30.7	212	3.8	111	▲12.2	2
1,655	▲25.2	193	▲10.6	624	74.8	1,501	14.2	208	▲5.6	142	14.9	3
1,700	▲6.6	195	▲2.8	623	21.3	1,788	19.1	207	0.0	121	▲7.5	4
1,418	▲13.8	191	0.3	539	▲9.9	1,629	25.2	199	▲2.5	114	▲4.4	5
1,538	▲16.7	187	▲1.5	593	▲7.2	1,497	▲15.6	208	1.7	135	8.7	6
1,766	10.6	177	▲9.6	485	▲15.4	1,894	8.7	203	1.5	125	2.6	7
1,453	▲19.2	194	1.1	478	▲20.3	1,039	▲41.8	198	▲1.7	127	6.4	8
1,792	▲10.7	194	3.6	518	▲27.6	1,764	26.6	205	▲3.5	126	10.0	9
1,757	▲4.6	203	4.2	470	11.7	1,192	17.8	197	▲3.6	124	9.3	10
1,668	▲12.6	219	7.8	589	▲17.0	1,613	▲9.6	199	▲1.0	122	▲1.0	11
1,763	▲1.4	214	9.3	702	▲10.4	1,559	19.4	206	3.3	131	▲1.9	12
1,572	2.7	204	3.8	619	37.8	1,825	▲12.7	222	3.7	120	▲2.6	平. 27.1
1,896	31.3	204	6.7	720	1.0	1,642	58.9	216	2.0	127	13.9	2
1,708	3.2	203	5.0	564	▲9.6	1,369	▲8.8	221	6.6	120	▲16.0	3
												4
												5
												6
												7
												8
												9
												10
												11
												12
1,724	0.5	204	0.1	597	47.0	1,598	26.3	220	2.9	122	▲3.6	3月平均

区分 年月	調味料(つづき)		油		脂		そ		の		他		の		調		製			
	その他のソース・調味料		マーガリン		育児用調製品		酵母・イースト		スープ類		たんぱく質調製品									
	kg	増減率	kg	増減率	kg	増減率	kg	増減率	kg	増減率	kg	増減率	kg	増減率	kg	増減率	kg	増減率	kg	増減率
輸出量	kg	%	kg	%	kg	%	kg	%	kg	%	kg	%	kg	%	kg	%	kg	%	kg	%
21	37,930,340	1.6	593,413	▲35.0	6,644,142	133.6	578,190	1.6	6,321,492	▲1.9	22,095,270	▲8.4								
22	41,662,516	9.8	659,929	11.2	7,821,503	17.7	653,292	13.0	6,840,061	8.2	22,982,072	4.0								
23	40,001,341	▲4.0	500,640	▲24.1	2,864,692	▲63.4	607,207	▲7.1	6,985,077	2.1	21,353,702	▲7.1								
24	38,525,374	▲3.7	485,389	▲3.0	1,001,623	▲65.0	634,415	4.5	6,995,991	0.2	21,561,667	1.0								
25	40,374,244	4.8	561,423	15.7	1,248,736	24.7	394,533	▲37.8	8,275,525	18.3	21,447,637	▲0.5								
26	43,341,901	7.4	534,770	▲4.7	2,383,768	90.9	426,072	8.0	9,307,153	12.5	25,455,773	18.7								
平.26.1	2,621,826	9.6	58,294	2.3	109,338	52.6	21,149	▲25.5	583,318	4.7	1,488,070	11.6								
2	3,238,476	▲3.8	39,370	2.2	130,017	26.2	35,964	69.7	730,865	8.1	1,885,922	16.5								
3	3,630,686	2.9	70,727	64.7	155,844	39.2	38,631	▲6.5	744,973	11.1	2,071,420	16.5								
4	3,498,467	15.3	57,143	21.5	83,951	▲21.1	43,382	155.0	698,044	29.1	1,984,183	10.6								
5	3,861,179	20.6	26,524	▲39.0	195,995	55.7	31,416	7.5	696,963	11.7	2,132,923	16.2								
6	3,588,411	▲3.3	55,225	8.7	164,273	104.9	38,536	1.1	718,684	▲4.3	1,927,919	▲5.7								
7	3,257,854	▲10.7	53,093	14.0	349,776	428.9	46,011	▲21.3	685,984	15.6	2,170,307	23.1								
8	3,600,613	7.9	14,456	▲53.3	196,128	43.7	28,343	37.9	715,286	9.2	2,426,343	32.3								
9	3,944,706	14.0	36,403	17.1	263,925	270.7	44,845	28.1	779,966	6.4	2,277,252	19.9								
10	3,938,288	14.0	46,930	▲3.3	182,980	93.2	31,163	▲34.5	972,811	19.5	2,585,754	48.2								
11	4,032,293	13.5	39,509	▲4.7	243,552	92.3	32,052	13.1	997,890	15.0	2,141,030	21.2								
12	4,129,102	11.9	37,096	▲55.4	307,989	99.3	34,580	17.9	982,369	24.1	2,364,650	16.1								
平.27.1	2,992,630	14.1	39,262	▲32.6	213,088	94.9	28,538	34.9	932,809	59.9	1,979,219	33.0								
2	3,029,436	▲6.5	31,774	▲19.3	224,231	72.5	20,400	▲43.3	856,827	17.2	1,797,570	▲4.7								
3	3,532,486	▲2.7	49,447	▲30.1	281,728	80.8	36,290	▲6.1	856,959	15.0	2,400,692	15.9								
4																				
5																				
6																				
7																				
8																				
9																				
10																				
11																				
12																				
3月計	9,554,552	0.7	120,483	▲28.5	719,047	81.9	85,228	▲11.0	2,646,595	28.5	6,177,481	13.4								
輸出価格																				
21	510	2.9	414	18.4	1,416	14.0	2,923	▲11.4	729	▲3.7	1,358	8.3								
22	509	▲0.1	376	▲9.3	1,462	3.2	2,643	▲9.6	712	▲2.2	1,351	▲0.5								
23	502	▲1.3	378	0.5	1,383	▲5.4	2,453	▲7.2	709	▲0.5	1,371	1.4								
24	507	0.8	381	0.8	1,047	▲24.3	2,224	▲9.3	678	▲4.3	1,317	▲4.0								
25	530	4.5	411	8.0	1,181	12.8	3,623	62.9	670	▲1.2	1,495	13.6								
26	530	0.2	494	20.0	1,387	17.4	3,652	0.8	643	▲4.0	1,409	▲5.8								
平.26.1	548	3.2	447	16.2	1,130	▲11.8	4,114	30.5	651	▲5.7	1,532	0.9								
2	531	2.9	471	17.8	1,230	7.5	4,160	▲15.4	649	▲8.8	1,520	▲4.2								
3	531	▲1.1	508	16.0	1,227	14.4	3,471	▲1.7	693	▲4.0	1,431	▲15.0								
4	535	0.1	439	▲2.2	1,748	55.6	3,436	▲30.2	651	▲9.2	1,407	▲3.0								
5	526	▲0.2	521	23.3	1,222	18.6	4,111	4.3	689	2.0	1,350	▲6.4								
6	531	2.2	482	23.9	1,367	25.7	3,723	21.0	623	▲4.3	1,382	▲1.8								
7	514	▲0.3	501	33.4	1,328	17.8	3,328	14.3	653	▲8.0	1,319	▲16.8								
8	519	▲0.6	519	29.8	1,350	7.9	3,834	▲23.3	635	4.8	1,269	▲13.8								
9	521	▲4.5	512	38.4	1,395	13.1	3,335	6.1	582	▲8.5	1,361	▲4.1								
10	534	0.9	504	15.5	1,569	25.5	3,807	▲6.7	627	▲7.8	1,342	▲4.2								
11	528	▲0.8	514	20.9	1,538	22.1	3,366	▲26.0	618	0.9	1,576	2.7								
12	548	0.6	570	34.2	1,497	17.0	3,634	58.0	665	▲1.0	1,493	0.7								
平.27.1	514	▲6.2	590	32.1	1,668	47.6	4,585	11.4	669	2.7	1,592	3.9								
2	527	▲0.7	516	9.6	1,559	26.7	4,309	3.6	665	2.5	1,535	1.0								
3	545	2.6	565	11.2	1,545	25.9	3,612	4.1	659	▲4.8	1,556	8.7								
4																				
5																				
6																				
7																				
8																				
9																				
10																				
11																				
12																				
3月平均	530	0.3	560	38.2	1,586	37.8	4,105	9.8	665	▲6.2	1,561	▲2.6								

加工食品の輸出入動向

単位 輸出量：kg、l
輸出価格：円/kg、円/l
増減率：%

食 料 品						酒 類						区 分
コーヒーをもととした調製品		茶をもととした調製品		その他調製品		ビール		ワイン		ブランデー		
kg	増減率	kg	増減率	kg	増減率	l	増減率	l	増減率	l	増減率	年 月
532,009	19.6	1,208,230	8.9	128,480	▲8.4	20,925,243	▲11.1	366,669	▲1.0	24,162	▲29.6	
1,093,621	105.6	1,211,919	0.3	202,366	57.5	24,066,705	15.0	222,311	▲39.4	46,693	93.2	22
895,287	▲18.1	1,103,019	▲9.0	510,774	152.4	31,077,831	29.1	254,687	14.6	53,891	15.4	23
698,333	▲22.0	869,493	▲21.2	374,935	▲26.6	38,379,715	23.5	171,481	▲32.7	60,842	12.9	24
1,190,702	70.5	791,589	▲9.0	456,050	21.6	46,511,691	21.2	237,197	38.3	20,219	▲66.8	25
1,383,705	16.2	814,428	2.9	360,260	▲21.0	55,671,765	19.7	208,051	▲12.3	34,943	72.8	26
38,566	232.2	38,170	▲6.3	38,056	108.4	2,116,526	2.3	12,318	▲67.4	325	▲67.8	平. 26.1
186,273	123.8	82,301	10.3	15,127	105.2	2,575,510	16.4	8,007	66.7	4,439	1,278.6	2
148,418	52.5	85,800	26.6	9,495	▲48.3	4,435,427	25.5	18,902	▲27.7	480	6.0	3
154,986	109.7	64,239	2.5	16,552	▲65.5	3,988,237	▲11.0	11,274	1.6	2,267	▲11.5	4
43,557	▲67.1	64,647	11.7	34,200	▲0.6	5,178,052	21.9	11,369	48.4	2,508	422.5	5
92,473	26.0	56,771	▲35.6	24,480	▲70.8	6,177,380	9.5	19,505	156.7	1,177	▲75.0	6
100,764	25.9	83,510	34.0	63,953	52.0	5,729,633	13.6	24,405	60.9	3,639	542.9	7
81,448	▲26.4	56,859	▲32.5	20,640	▲16.8	5,457,522	19.9	25,281	103.0	9,766	52.7	8
123,086	38.6	43,680	▲37.8	54,892	▲32.3	4,917,829	0.8	6,153	▲44.3	594	▲77.9	9
89,192	21.0	99,788	75.7	15,181	▲25.1	5,067,787	48.6	8,720	64.8	2,556	375.1	10
156,641	9.9	81,445	44.4	43,399	33.0	6,183,389	59.3	5,583	▲91.3	3,299	565.1	11
168,301	▲24.6	57,218	▲18.0	24,285	▲46.0	3,844,473	50.2	56,534	68.1	3,893	77,760.0	12
27,899	▲27.7	39,499	3.5	9,525	▲75.0	4,366,405	106.3	32,934	167.4	1,091	235.7	平. 27.1
31,478	▲83.1	55,283	▲32.8	41,400	173.7	4,444,787	72.6	35,640	345.1	907	▲79.6	2
128,656	▲13.3	64,622	▲24.7	35,363	272.4	6,555,129	47.8	17,853	▲5.5	842	75.4	3
												4
												5
												6
												7
												8
												9
												10
												11
												12
188,033	▲49.6	159,404	▲22.7	86,288	37.7	15,366,321	68.4	86,427	120.3	2,840	▲45.8	3月計
630	35.1	1,179	7.5	414	▲24.8	129	1.2	610	▲4.2	3,089	▲66.8	21
903	43.3	1,053	▲10.6	621	49.9	133	2.9	1,540	152.7	1,755	▲43.2	22
1,104	22.4	979	▲7.1	606	▲2.4	122	▲7.8	929	▲39.7	3,896	122.1	23
824	▲25.4	698	▲28.7	534	▲11.9	117	▲4.6	857	▲7.7	1,268	▲67.5	24
880	6.7	948	35.8	515	▲3.6	117	0.5	626	▲26.9	2,239	76.6	25
1,010	14.8	986	4.0	558	8.4	118	0.9	721	15.1	1,122	▲49.9	26
702	▲5.2	1,105	▲12.0	526	▲2.9	124	1.4	738	29.4	3,658	103.9	平. 26.1
970	66.9	956	16.1	520	▲7.3	127	8.3	647	▲43.2	1,053	12.3	2
915	3.8	861	▲22.2	553	▲5.3	121	4.4	478	23.7	1,967	100.7	3
873	16.8	957	▲3.4	536	37.6	119	5.1	666	▲38.0	998	▲41.2	4
717	▲16.7	886	▲16.3	523	▲4.6	116	▲1.1	778	▲31.7	935	▲87.0	5
1,071	21.0	1,195	37.5	533	14.9	114	▲5.0	1,526	145.3	1,762	6.1	6
1,031	20.3	900	▲5.9	542	1.5	111	▲3.3	629	▲1.0	1,319	▲71.6	7
1,015	41.6	973	21.4	553	0.5	117	5.3	538	13.2	926	2.2	8
1,161	28.9	1,204	59.6	554	1.4	119	5.7	1,051	▲15.3	1,397	▲7.3	9
1,069	13.9	832	▲15.4	538	1.5	124	2.6	560	▲2.6	996	▲92.9	10
1,056	4.7	904	▲25.2	614	11.2	117	▲4.1	1,401	152.4	1,278	▲90.6	11
1,178	14.2	1,434	70.3	688	27.3	123	▲4.4	573	7.4	1,096	▲98.4	12
678	▲3.4	1,698	53.6	772	46.6	111	▲10.3	752	1.9	16,049	338.7	平. 27.1
448	▲53.8	1,048	9.7	521	0.1	119	▲5.7	399	▲38.3	2,345	122.7	2
1,185	29.5	1,403	63.0	618	11.6	112	▲8.2	703	47.3	2,951	50.1	3
												4
												5
												6
												7
												8
												9
												10
												11
												12
986	32.8	1,353	32.1	588	4.5	114	▲3.7	597	10.4	7,789	443.6	3月平均

単位 輸出量：1
輸出価格：円/1
増減率：%

区分 年月	酒 類 (つ づ き)							
	ウイスキー		清 酒		リキュール類		その他の酒類	
	増減率		増減率		増減率		増減率	
輸出量	l	%	l	%	l	%	l	%
21	1,190,833	14.7	11,949,068	▲1.7	2,649,393	▲5.2	17,970,148	227.0
22	1,383,557	16.2	13,770,045	15.2	3,528,904	33.2	11,382,237	▲36.7
23	1,684,392	21.7	14,013,520	1.8	3,774,789	7.0	10,313,690	▲9.4
24	1,926,361	14.4	14,130,554	0.8	5,063,718	34.1	7,144,003	▲30.7
25	2,757,277	43.1	16,202,201	14.7	6,200,400	22.4	5,396,200	▲24.5
26	3,842,162	39.3	21,052,367	29.9	6,530,258	5.3	5,332,217	▲1.2
平.26.1	275,473	18.3	1,054,311	▲8.9	205,073	▲38.1	309,026	▲20.7
2	307,069	38.5	1,598,291	13.3	361,434	22.0	341,377	▲25.3
3	254,761	65.2	6,291,907	344.1	391,771	▲11.7	582,313	54.3
4	281,175	39.6	1,315,535	▲1.3	643,035	58.4	551,764	18.1
5	324,658	57.5	1,206,046	▲8.8	420,115	▲39.0	399,038	▲3.5
6	292,267	26.5	1,344,127	▲9.2	611,677	▲22.7	430,772	▲24.1
7	368,530	32.8	1,138,842	5.2	676,145	▲15.9	584,226	39.2
8	325,714	13.6	1,236,323	▲3.0	858,955	89.5	466,271	▲15.0
9	316,004	14.0	1,282,287	3.3	634,042	28.4	371,311	▲9.9
10	376,922	53.0	1,553,401	10.0	547,042	33.8	403,140	▲17.9
11	363,842	69.6	1,447,264	▲6.3	571,239	19.3	446,731	4.9
12	355,747	71.5	1,584,033	3.9	609,730	0.8	446,248	4.6
平.27.1	247,855	▲10.0	1,346,818	27.7	428,010	108.7	315,680	2.2
2	317,181	3.3	1,516,069	▲5.1	296,214	▲18.0	445,367	30.5
3	191,253	▲24.9	1,757,195	▲72.1	619,283	58.1	444,214	▲23.7
4								
5								
6								
7								
8								
9								
10								
11								
12								
3月計	756,289	▲9.7	4,620,082	▲48.3	1,343,507	40.2	1,205,261	▲2.2
輸出価格								
21	1,303	▲5.3	601	▲4.8	560	▲5.1	157	▲67.3
22	1,288	▲1.1	617	2.7	479	▲14.5	249	58.6
23	1,178	▲8.6	626	1.4	488	1.8	258	3.4
24	1,286	9.2	633	1.1	405	▲16.9	371	43.8
25	1,444	12.2	650	2.6	410	1.2	477	28.6
26	1,523	5.5	547	▲15.8	428	4.4	496	4.1
平.26.1	1,701	29.2	709	18.0	538	26.4	458	19.5
2	1,588	9.7	598	5.0	554	0.7	491	4.0
3	1,653	25.1	162	▲74.9	458	2.5	479	▲12.2
4	1,525	18.7	731	17.3	378	▲6.6	465	▲6.5
5	1,434	▲5.2	689	11.6	450	55.7	484	▲7.0
6	1,396	▲2.9	704	10.3	491	57.2	444	▲0.6
7	1,433	▲21.4	766	0.2	331	16.6	453	▲5.0
8	1,372	▲15.7	722	10.4	364	▲27.9	572	40.2
9	1,567	11.9	718	2.2	401	▲10.8	460	▲5.3
10	1,511	▲5.2	732	6.2	407	▲25.7	656	45.0
11	1,534	16.1	729	15.7	394	▲21.3	470	▲5.6
12	1,609	59.6	738	8.3	551	15.2	536	▲5.4
平.27.1	1,969	15.7	752	6.1	627	16.6	519	13.4
2	3,032	90.9	693	16.0	611	10.3	487	▲0.8
3	2,593	56.8	702	333.3	449	▲2.0	514	7.3
4								
5								
6								
7								
8								
9								
10								
11								
12								
3月平均	2,572	88.4	714	17.9	541	15.5	505	8.4

【利用者のために】

- 1 資料：財務省「貿易統計」
- 2 本調査は調査月に速報を、調査月翌月に確報をもとに算出している。
- 3 加工食品の対象範囲は、貿易月表の製品及び調製食料品に分類されているもの（単に冷凍されているもの、塩蔵したものは除く）飲料、酒類を含む。
- 4 輸入数量指数および輸出数量指数は、平成22年基準で行い、その算式は、ラスパイレス算式による。
- 5 輸入価格はCIF価格で1kg（飲料、酒類は1kl）、輸出価格はFOB価格で1kg（飲料、酒類は1l）の平均価格を算出している。
- 6 用語の定義

前年並み	±1%未満
わずか	±1～3%未満
やや	±3～6%未満
かなりの程度	±6～11%未満
かなり大きく	±11～16%未満
大幅	±16%以上

本調査結果は、下記のホームページからご覧いただけます。

（一社）食品需給研究センター 【<http://www.fmric.or.jp/stat/index.html>】

発行日 平成27年5月11日
 一般社団法人 食品需給研究センター
 〒114-0024 東京都北区西ヶ原3-1-12
 TEL 03-5567-1991 FAX 03-5567-1960
<http://www.fmric.or.jp>
