

食品製造業の生産動向

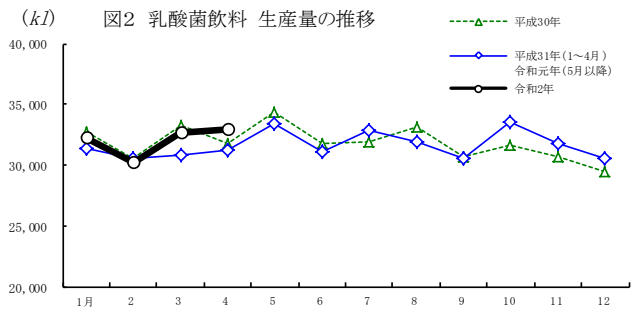
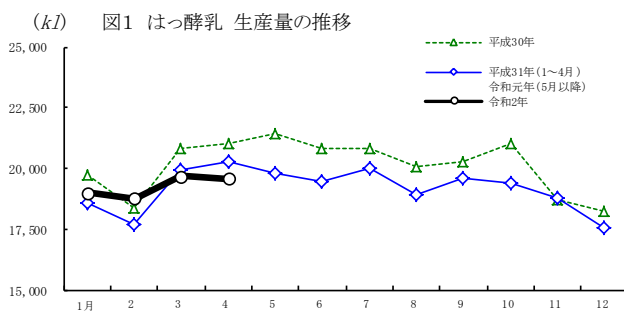
—令和2年4月—

【調査結果概要】

1 畜産食料品

はっ酵乳（非乳業）の4月の生産量は、対前年同月比▲3.4%とやや減少した。

一方、乳酸菌飲料類（非乳業）の4月の生産量は、対前年同月比 5.6%とやや増加した。これは、乳酸菌飲料はかなり大きく減少したものの、乳製品乳酸菌飲料がかなりの程度増加したことによる。

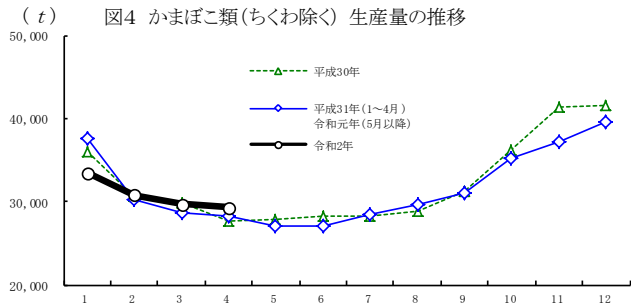
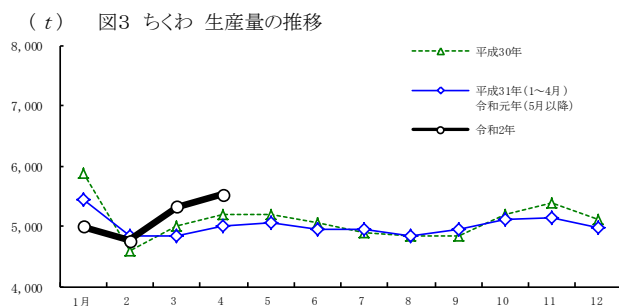


注) 乳業メーカーを除く、はっ酵乳・乳酸菌飲料メーカーの生産量である。

2 水産食料品

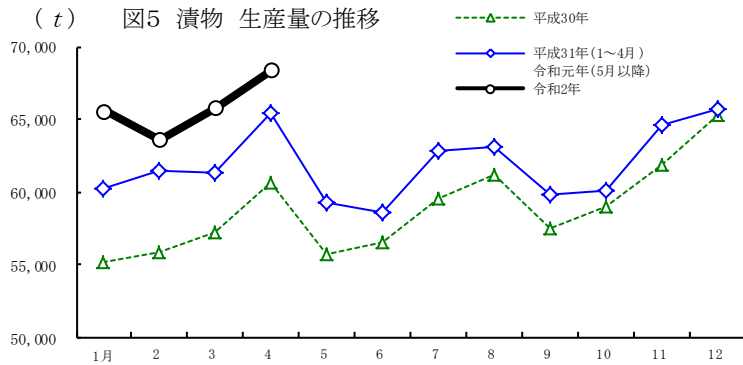
ちくわの4月の生産量は、対前年同月比 10.5%とかなりの程度増加した。

かまぼこ類（ちくわを除く）の4月の生産量も、対前年同月比 3.7%とやや増加した。これは、板かまぼこ、包装かまぼこ及びその他のかまぼこは減少したものの、なると・はんぺん及びあげかまぼこが増加したことによる。



3 農産食料品

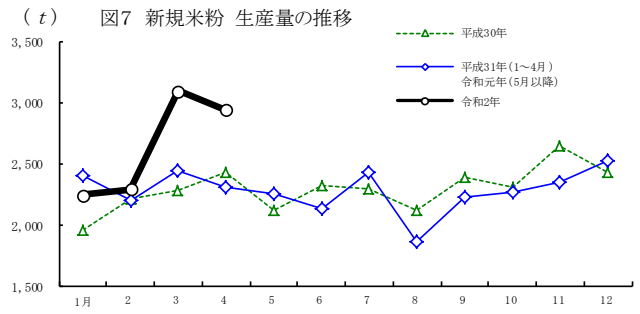
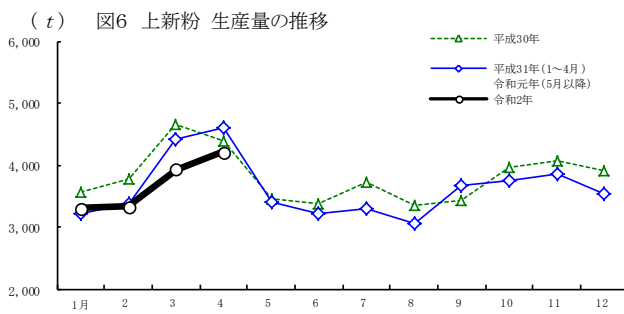
野菜・果実漬物の4月の生産量は、対前年同月比4.5%とやや増加した。これは、塩漬類、酢漬類及び粕漬類は減少したものの、浅漬類、糠漬類、醤油漬類、みそ漬類及びその他の漬物が増加したことによる。



4 製穀粉・同加工品

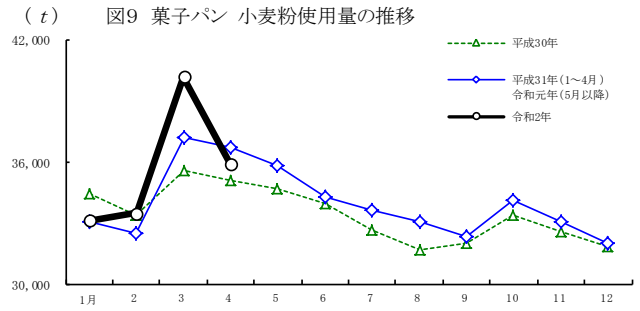
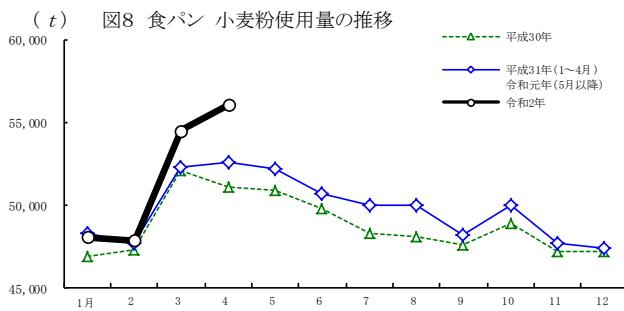
上新粉の4月の生産量は、対前年同月比▲8.4%かなりの程度減少した。

一方、新規米粉の4月の生産量は対前年同月比27.7%と大幅に増加した。



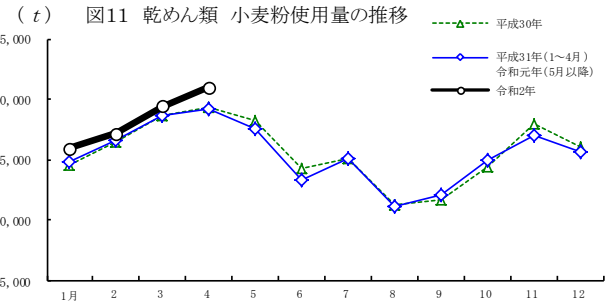
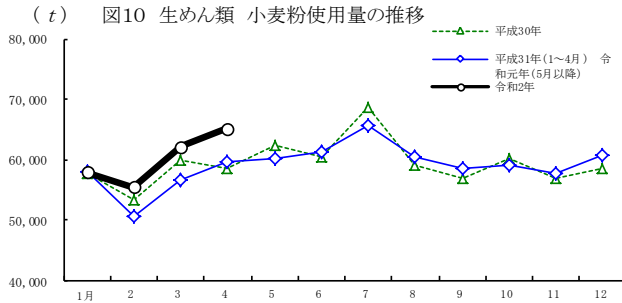
食パンの4月の小麦粉使用量は、対前年同月比6.7%とかなりの程度増加した。

一方、菓子パンの4月の小麦粉使用量は、対前年同月比▲2.1%とわずかに減少した。

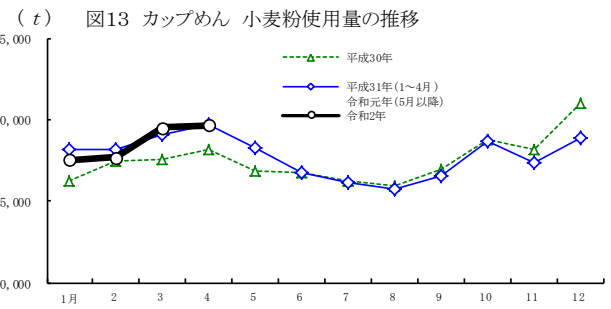
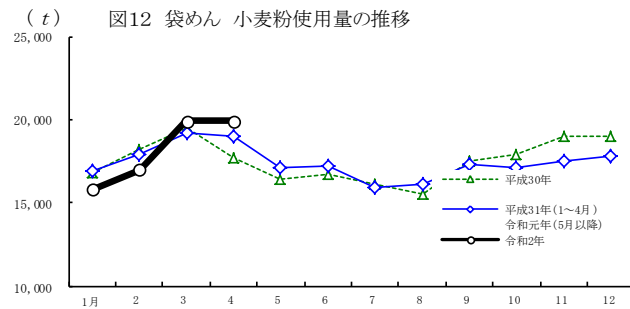


生めん類の4月の小麦粉使用量は、対前年同月比9.4%とかなりの程度増加した。これは、中華めん（生めん）は減少したものの、うどん（生めん、ゆでめん）、中華めん（ゆでめん、蒸しめん、餃子等皮類）及び日本そば（生めん、ゆでめん）が増加したことによる。

乾めん類の4月の小麦粉使用量も、対前年同月比9.2%とかなりの程度増加した。これは、ひやむぎ、そうめん及び手延素麺類（うどん）は減少したものの、うどん、ひらめん、手延素麺類（ひやむぎ、そうめん）、干し中華及び日本そばが増加したことによる。



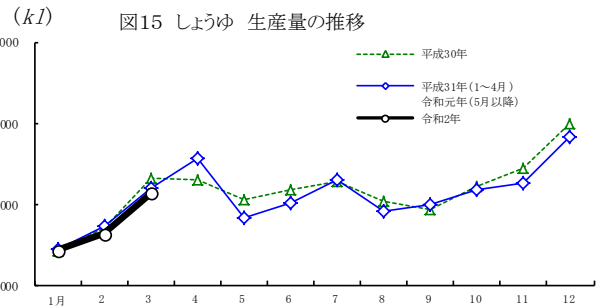
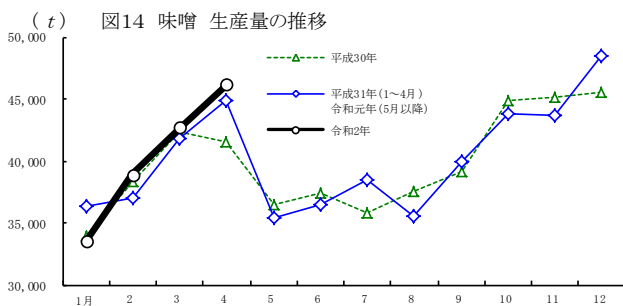
即席めん類のうち、袋めんの4月の小麦粉使用量は、対前年同月比4.8%とやや増加した。カップ麺の4月の小麦粉使用量は、対前年同月比▲0.4%と前年並みとなった。



5 調味料

味噌の4月の生産量は、対前年同月比3.0%とやや増加した。これは、豆みそは前年並みだったものの、米みそ、麦みそ及び調合みそが増加したことによる。

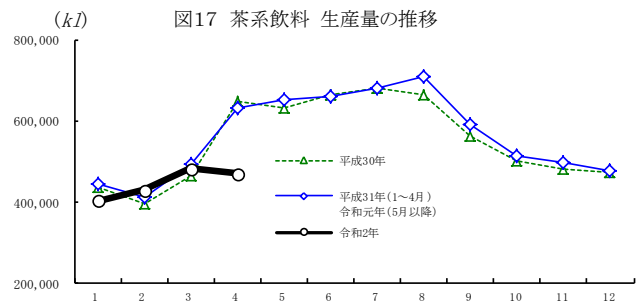
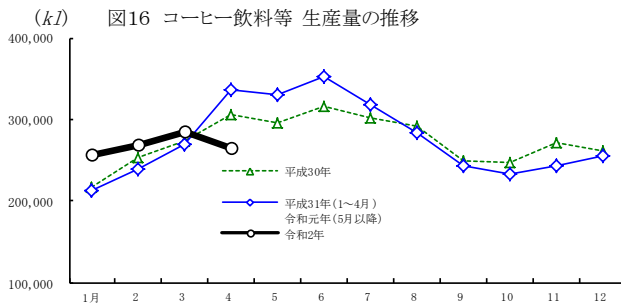
しょうゆの3月の生産量は、対前年同月比▲2.2%とわずかに減少した。



6 コーヒー・茶系飲料

コーヒー飲料等の4月の生産量は、対前年同月比▲21.2%と大幅に減少した。

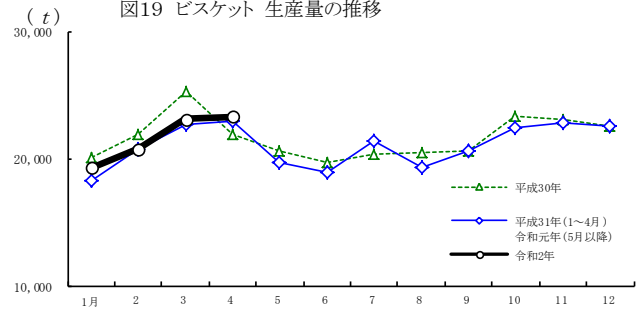
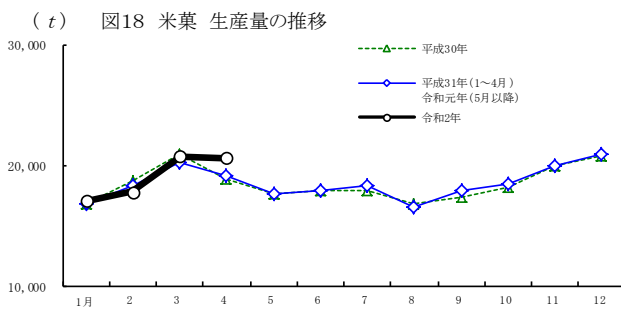
茶系飲料の4月の生産量も、対前年同月比▲25.6%と大幅に減少した。これは、紅茶飲料、緑茶飲料、ウーロン茶飲料、麦茶飲料及びその他茶系飲料のすべてが減少したことによる。



7 菓子

米菓の4月の生産量は、対前年同月比7.6%とかなりの程度増加した。これは、あられ及びせんべいがともかなりの程度増加したことによる。

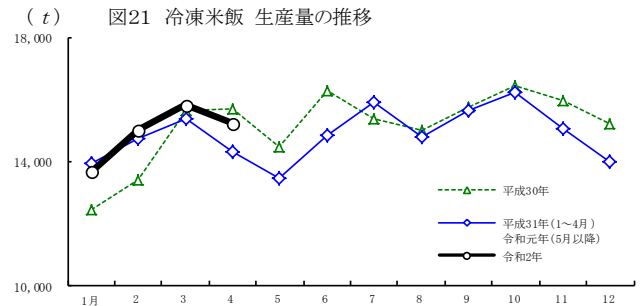
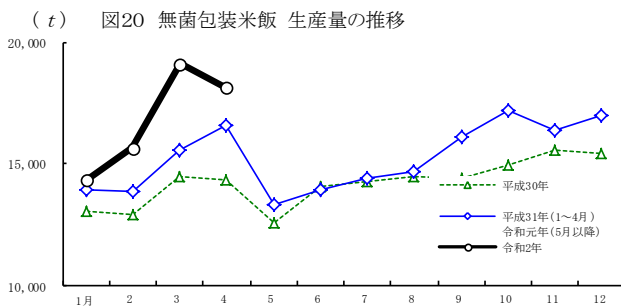
ビスケットの4月の生産量は、対前年同月比1.7%とわずかに増加した。これは、ハード系及びソフト系(クッキーを含む)は減少したものの、クラッカー系、乾パン及びパイ加工その他のすべてが増加したことによる。



8 調理食品類

無菌包装米飯の4月の生産量は、対前年同月比9.3%とかなりの程度増加した。

冷凍米飯の4月の生産量も、対前年同月比6.4%とかなりの程度増加した。



【調査結果】

単位 { 生産量：t、kl
増減率：%

1 生産量

| 区 分 年月 | 畜産食料品 | | | | | | | | 水産食料品 | |
|-----------|---------------|------|-------------|------|----------|------|--------|-------|-----------|-------|
| | はっ酵乳 (非乳業) | | 乳酸菌飲料類(非乳業) | | | | | | ちくわ・かまぼこ類 | |
| | | | | | 乳製品乳酸菌飲料 | | 乳酸菌飲料 | | | |
| | 増減率 | | 増減率 | | 増減率 | | 増減率 | | 増減率 | |
| | kl | % | kl | % | kl | % | kl | % | t | % |
| 平. 24 | 170,457 | 26.9 | 323,611 | 4.0 | 253,955 | 2.6 | 69,656 | 9.1 | 474,503 | 2.3 |
| 25 | 195,772 | 14.9 | 341,200 | 5.4 | 279,766 | 10.2 | 61,434 | ▲11.8 | 467,315 | ▲1.5 |
| 26 | 202,218 | 3.3 | 357,134 | 4.7 | 286,724 | 2.5 | 70,410 | 14.6 | 470,539 | 0.7 |
| 27 | 212,254 | 5.0 | 349,270 | ▲2.2 | 286,590 | ▲0.0 | 62,680 | ▲11.0 | 470,563 | 0.0 |
| 28 | 229,686 | 8.2 | 341,165 | ▲2.3 | 285,407 | ▲0.4 | 55,758 | ▲11.0 | 454,821 | ▲3.3 |
| 29 | 239,646 | 4.3 | 383,891 | 12.5 | 327,330 | 14.7 | 56,561 | 1.4 | 444,116 | ▲2.4 |
| 30 | 241,285 | 0.7 | 383,070 | ▲0.2 | 328,489 | 0.4 | 54,581 | ▲3.5 | 448,861 | 1.1 |
| 令. 元 | 230,005 | ▲4.7 | 379,706 | ▲0.9 | 325,982 | ▲0.8 | 53,724 | ▲1.6 | 439,883 | ▲2.0 |
| 平. 31.1 | 18,598 | ▲5.6 | 31,296 | ▲4.5 | 27,228 | ▲4.8 | 4,068 | ▲2.6 | 43,074 | 3.0 |
| 2 | 17,706 | ▲3.7 | 30,538 | 0.1 | 26,997 | 2.5 | 3,541 | ▲15.0 | 35,045 | ▲0.7 |
| 3 | 19,933 | ▲4.4 | 30,827 | ▲7.3 | 26,782 | ▲6.6 | 4,045 | ▲12.0 | 33,391 | ▲4.4 |
| 4 | 20,285 | ▲3.4 | 31,214 | ▲1.7 | 26,310 | ▲1.3 | 4,904 | ▲3.7 | 33,270 | 1.5 |
| 令. 元. 5 | 19,763 | ▲7.7 | 33,457 | ▲2.7 | 28,370 | ▲3.6 | 5,087 | 3.1 | 32,066 | ▲3.1 |
| 6 | 19,478 | ▲6.5 | 31,148 | ▲2.1 | 26,630 | ▲2.8 | 4,518 | 2.3 | 31,990 | ▲3.9 |
| 7 | 20,008 | ▲3.9 | 32,902 | 3.3 | 28,076 | 3.2 | 4,826 | 4.0 | 33,386 | 0.8 |
| 8 | 18,918 | ▲5.9 | 31,869 | ▲3.9 | 26,929 | ▲3.3 | 4,940 | ▲7.1 | 34,528 | 2.5 |
| 9 | 19,575 | ▲3.3 | 30,502 | ▲0.5 | 25,748 | ▲0.8 | 4,754 | 1.3 | 35,950 | ▲0.2 |
| 10 | 19,359 | ▲7.8 | 33,600 | 4.2 | 29,072 | 4.5 | 4,528 | 2.7 | 40,352 | ▲2.5 |
| 11 | 18,804 | 0.4 | 31,783 | 2.0 | 27,239 | 1.1 | 4,544 | 7.1 | 42,291 | ▲9.6 |
| 12 | 17,578 | ▲3.5 | 30,570 | 3.6 | 26,601 | 3.9 | 3,969 | 1.9 | 44,540 | ▲4.6 |
| 令. 2.1 | 19,008 | 2.2 | 32,310 | 3.2 | 28,265 | 3.8 | 4,045 | ▲0.6 | 38,458 | ▲10.7 |
| 2 | 18,743 | 5.9 | 30,253 | ▲0.9 | 26,459 | ▲2.0 | 3,794 | 7.1 | 35,498 | 1.3 |
| 3 | 19,679 | ▲1.3 | 32,695 | 6.1 | 28,660 | 7.0 | 4,035 | ▲0.2 | 35,039 | 4.9 |
| 4 | 19,591 | ▲3.4 | 32,949 | 5.6 | 28,811 | 9.5 | 4,138 | ▲15.6 | 34,834 | 4.7 |
| 5 | | | | | | | | | | |
| 6 | | | | | | | | | | |
| 7 | | | | | | | | | | |
| 8 | | | | | | | | | | |
| 9 | | | | | | | | | | |
| 10 | | | | | | | | | | |
| 11 | | | | | | | | | | |
| 12 | | | | | | | | | | |
| 4月計 | 77,021 | 0.7 | 128,207 | 3.5 | 112,195 | 4.5 | 16,012 | ▲3.3 | 143,829 | ▲0.7 |

| 区分 年月 | 水産食料品(つづき) | | | | | | | | | |
|----------|----------------|-------|--------|-------|--------|-------|----------|------|---------|-------|
| | ちくわ・かまぼこ類(つづき) | | | | | | | | | |
| | ちくわ | | 板かまぼこ | | 包装かまぼこ | | なると・はんぺん | | あげかまぼこ | |
| | t | 増減率 | t | 増減率 | t | 増減率 | t | 増減率 | t | 増減率 |
| 平. 24 | 94,713 | 1.8 | 64,850 | ▲4.1 | 17,477 | 8.8 | 32,460 | ▲2.7 | 191,155 | 4.1 |
| 25 | 81,224 | ▲14.2 | 56,516 | ▲12.9 | 16,168 | ▲7.5 | 29,412 | ▲9.4 | 189,079 | ▲1.1 |
| 26 | 77,999 | ▲4.0 | 55,732 | ▲1.4 | 15,115 | ▲6.5 | 27,354 | ▲7.0 | 194,040 | 2.6 |
| 27 | 73,743 | ▲5.5 | 54,495 | ▲2.2 | 11,945 | ▲21.0 | 24,644 | ▲9.9 | 201,638 | 3.9 |
| 28 | 64,583 | ▲12.4 | 55,868 | 2.5 | 14,543 | 21.7 | 25,323 | 2.8 | 195,651 | ▲3.0 |
| 29 | 61,371 | ▲5.0 | 47,199 | ▲15.5 | 14,569 | 0.2 | 28,698 | 13.3 | 194,642 | ▲0.5 |
| 30 | 61,166 | ▲0.3 | 41,460 | ▲12.2 | 14,458 | ▲0.8 | 29,639 | 3.3 | 198,829 | 2.2 |
| 令. 元 | 60,083 | ▲1.8 | 43,071 | 3.9 | 14,073 | ▲2.7 | 30,287 | 2.2 | 182,181 | ▲8.4 |
| 平. 31.1 | 5,446 | ▲7.3 | 3,853 | 17.1 | 1,268 | ▲2.7 | 3,348 | 13.1 | 20,598 | ▲2.2 |
| 2 | 4,837 | 5.2 | 2,696 | ▲5.1 | 1,157 | ▲2.9 | 2,587 | 4.0 | 15,807 | ▲7.7 |
| 3 | 4,832 | ▲3.5 | 2,626 | ▲16.2 | 1,161 | ▲1.5 | 1,963 | ▲0.5 | 14,022 | ▲9.2 |
| 4 | 5,005 | ▲3.4 | 2,690 | 1.2 | 1,168 | ▲0.9 | 1,793 | 2.0 | 13,637 | ▲3.4 |
| 令. 元. 5 | 5,058 | ▲2.8 | 2,587 | ▲0.4 | 1,106 | ▲3.3 | 1,732 | 0.1 | 12,378 | ▲11.2 |
| 6 | 4,953 | ▲2.0 | 2,313 | ▲7.2 | 1,113 | ▲3.0 | 1,768 | ▲0.5 | 12,261 | ▲12.6 |
| 7 | 4,949 | 1.1 | 3,164 | 3.6 | 1,122 | ▲2.1 | 1,832 | 8.1 | 12,498 | ▲6.6 |
| 8 | 4,847 | 0.3 | 3,335 | 10.0 | 1,117 | ▲3.0 | 2,135 | 9.2 | 13,409 | ▲4.8 |
| 9 | 4,937 | 1.9 | 3,294 | 1.3 | 1,118 | ▲3.0 | 2,559 | 6.5 | 14,881 | ▲5.0 |
| 10 | 5,102 | ▲1.8 | 3,993 | 0.7 | 1,125 | ▲2.6 | 3,335 | ▲4.0 | 17,212 | ▲8.4 |
| 11 | 5,132 | ▲4.6 | 4,811 | 17.6 | 1,126 | ▲5.0 | 3,700 | ▲2.8 | 18,175 | ▲17.1 |
| 12 | 4,985 | ▲2.2 | 7,709 | 9.3 | 1,492 | ▲2.1 | 3,535 | ▲2.4 | 17,303 | ▲10.2 |
| 令. 2.1 | 4,990 | ▲8.4 | 3,879 | 0.7 | 1,267 | ▲0.1 | 3,065 | ▲8.5 | 17,218 | ▲16.4 |
| 2 | 4,756 | ▲1.7 | 2,700 | 0.1 | 1,163 | 0.5 | 2,487 | ▲3.9 | 16,304 | 3.1 |
| 3 | 5,323 | 10.2 | 2,654 | 1.1 | 1,157 | ▲0.3 | 2,015 | 2.6 | 15,724 | 12.1 |
| 4 | 5,530 | 10.5 | 2,545 | ▲5.4 | 1,152 | ▲1.4 | 1,922 | 7.2 | 15,024 | 10.2 |
| 5 | | | | | | | | | | |
| 6 | | | | | | | | | | |
| 7 | | | | | | | | | | |
| 8 | | | | | | | | | | |
| 9 | | | | | | | | | | |
| 10 | | | | | | | | | | |
| 11 | | | | | | | | | | |
| 12 | | | | | | | | | | |
| 4月計 | 20,599 | 2.4 | 11,778 | ▲0.7 | 4,739 | ▲0.3 | 9,489 | ▲2.1 | 64,270 | 0.3 |

単位 { 生産量 : t
増減率 : %

| 農産食料品 | | | | | | | | | | 区 分 |
|----------------|-------|---------|------|---------|-------|--------|-------|--------|-------|--------|
| 野菜・果実漬物 | | | | | | | | | | |
| ちくわ・かまぼこ類(つづき) | | 塩漬類 | | | | | | | | 年 月 |
| その他のかまぼこ | | 梅干・梅漬 | | | | その他の塩漬 | | | | |
| t | 増減率 | t | 増減率 | t | 増減率 | t | 増減率 | t | 増減率 | |
| 73,847 | 5.2 | 718,844 | ▲7.0 | 98,158 | ▲11.9 | 26,464 | ▲15.8 | 71,694 | ▲10.3 | 平. 24 |
| 94,916 | 28.5 | 718,923 | 0.0 | 99,113 | 1.0 | 26,917 | 1.7 | 72,196 | 0.7 | 25 |
| 100,299 | 5.7 | 705,197 | ▲1.9 | 100,390 | 1.3 | 26,699 | ▲0.8 | 73,692 | 2.1 | 26 |
| 104,098 | 3.8 | 722,904 | 2.5 | 108,788 | 8.4 | 26,466 | ▲0.9 | 82,322 | 11.7 | 27 |
| 98,850 | ▲5.0 | 713,697 | ▲1.3 | 114,570 | 5.3 | 29,481 | 11.4 | 85,089 | 3.4 | 28 |
| 97,640 | ▲1.2 | 691,950 | ▲3.0 | 112,508 | ▲1.8 | 24,138 | ▲18.1 | 88,370 | 3.9 | 29 |
| 103,310 | 5.8 | 705,333 | 1.9 | 114,336 | 1.6 | 23,694 | ▲1.8 | 90,642 | 2.6 | 30 |
| 110,188 | 6.7 | 742,282 | 5.2 | 112,966 | ▲1.2 | 23,821 | 0.5 | 89,145 | ▲1.7 | 令. 元 |
| 8,561 | 16.9 | 60,176 | 9.2 | 8,028 | ▲10.5 | 1,527 | ▲6.0 | 6,501 | ▲11.5 | 平.31.1 |
| 7,961 | 13.2 | 61,414 | 10.1 | 8,824 | ▲1.7 | 1,857 | 23.8 | 6,967 | ▲6.8 | 2 |
| 8,787 | 7.3 | 61,236 | 7.0 | 9,212 | ▲3.6 | 2,018 | ▲0.1 | 7,194 | ▲4.6 | 3 |
| 8,977 | 14.0 | 65,478 | 7.9 | 10,066 | 4.8 | 2,349 | 17.0 | 7,717 | 1.6 | 4 |
| 9,205 | 8.5 | 59,315 | 6.5 | 9,177 | 5.6 | 1,883 | 21.7 | 7,294 | 2.1 | 令.元.5 |
| 9,582 | 8.9 | 58,515 | 3.5 | 9,057 | ▲5.3 | 2,289 | ▲0.1 | 6,768 | ▲7.0 | 6 |
| 9,821 | 9.7 | 62,800 | 5.4 | 10,068 | ▲4.0 | 2,370 | ▲5.0 | 7,698 | ▲3.7 | 7 |
| 9,685 | 12.3 | 63,094 | 3.2 | 9,389 | ▲6.4 | 2,006 | ▲8.0 | 7,383 | ▲6.0 | 8 |
| 9,161 | 5.4 | 59,816 | 4.1 | 10,055 | ▲0.4 | 1,984 | ▲12.6 | 8,071 | 3.1 | 9 |
| 9,585 | 8.8 | 60,109 | 1.9 | 9,432 | ▲0.5 | 1,780 | ▲0.1 | 7,652 | ▲0.6 | 10 |
| 9,347 | ▲10.3 | 64,635 | 4.4 | 9,849 | 8.4 | 1,754 | ▲6.8 | 8,095 | 12.4 | 11 |
| 9,516 | ▲5.8 | 65,694 | 0.8 | 9,809 | 0.3 | 2,004 | ▲4.3 | 7,805 | 1.5 | 12 |
| 8,039 | ▲6.1 | 65,582 | 9.0 | 8,827 | 10.0 | 1,455 | ▲4.7 | 7,372 | 13.4 | 令.2.1 |
| 8,088 | 1.6 | 63,621 | 3.6 | 9,151 | 3.7 | 2,005 | 8.0 | 7,146 | 2.6 | 2 |
| 8,166 | ▲7.1 | 65,810 | 7.5 | 9,039 | ▲1.9 | 2,069 | 2.5 | 6,970 | ▲3.1 | 3 |
| 8,661 | ▲3.5 | 68,414 | 4.5 | 9,770 | ▲2.9 | 2,201 | ▲6.3 | 7,569 | ▲1.9 | 4 |
| | | | | | | | | | | 5 |
| | | | | | | | | | | 6 |
| | | | | | | | | | | 7 |
| | | | | | | | | | | 8 |
| | | | | | | | | | | 9 |
| | | | | | | | | | | 10 |
| | | | | | | | | | | 11 |
| | | | | | | | | | | 12 |
| 32,954 | ▲3.9 | 263,427 | 6.1 | 36,787 | 1.8 | 7,730 | ▲0.3 | 29,057 | 2.4 | 4月計 |

| 区分 年月 | 農産食料品(つづき) | | | | | | | | | |
|----------|--------------|-------|--------|-------|--------|-------|--------|-------|---------|-------|
| | 野菜・果実漬物(つづき) | | | | | | | | | |
| | 酢漬類 | | | | | | | | 浅漬類 | |
| | らっきょう漬 | | しょうが漬 | | その他の酢漬 | | | | | |
| | 増減率 | | 増減率 | | 増減率 | | 増減率 | | 増減率 | |
| | t | % | t | % | t | % | t | % | t | % |
| 平. 24 | 77,602 | ▲23.6 | 17,942 | ▲36.2 | 45,719 | ▲19.7 | 13,941 | ▲15.5 | 101,970 | ▲12.4 |
| 25 | 70,950 | ▲8.6 | 16,502 | ▲8.0 | 41,908 | ▲8.3 | 12,540 | ▲10.0 | 109,434 | 7.3 |
| 26 | 70,599 | ▲0.5 | 15,132 | ▲8.3 | 43,947 | 4.9 | 11,520 | ▲8.1 | 118,391 | 8.2 |
| 27 | 74,853 | 6.0 | 14,396 | ▲4.9 | 49,574 | 12.8 | 10,883 | ▲5.5 | 134,078 | 13.3 |
| 28 | 81,162 | 8.4 | 15,421 | 7.1 | 55,466 | 11.9 | 10,275 | ▲5.6 | 129,942 | ▲3.1 |
| 29 | 87,444 | 7.7 | 21,155 | 37.2 | 54,973 | ▲0.9 | 11,316 | 10.1 | 129,554 | ▲0.3 |
| 30 | 98,888 | 13.1 | 23,084 | 9.1 | 59,898 | 9.0 | 15,906 | 40.6 | 126,183 | ▲2.6 |
| 令. 元 | 103,479 | 4.6 | 27,303 | 18.3 | 57,963 | ▲3.2 | 18,213 | 14.5 | 137,551 | 9.0 |
| 平.31.1 | 6,936 | 11.8 | 1,511 | 10.5 | 4,437 | 6.9 | 988 | 44.4 | 14,254 | 17.0 |
| 2 | 7,066 | 1.8 | 1,457 | 16.5 | 4,545 | 1.3 | 1,064 | ▲11.8 | 13,105 | 40.6 |
| 3 | 7,829 | 8.9 | 1,510 | 28.3 | 4,924 | ▲1.3 | 1,395 | 36.2 | 11,737 | 24.1 |
| 4 | 9,496 | ▲3.9 | 2,392 | 8.8 | 5,542 | ▲4.3 | 1,562 | ▲17.3 | 11,236 | 19.8 |
| 令.元.5 | 8,638 | ▲3.5 | 2,678 | 18.4 | 4,411 | ▲13.6 | 1,549 | ▲2.2 | 10,894 | 11.0 |
| 6 | 9,102 | 3.0 | 3,486 | 62.1 | 4,075 | ▲19.4 | 1,541 | ▲5.8 | 10,249 | 5.9 |
| 7 | 10,279 | 6.5 | 2,565 | 5.2 | 5,865 | 5.8 | 1,849 | 11.1 | 10,223 | 3.2 |
| 8 | 9,839 | 3.2 | 3,156 | 6.2 | 4,949 | ▲4.8 | 1,734 | 27.2 | 11,010 | 3.1 |
| 9 | 8,126 | 5.3 | 2,071 | 5.2 | 4,527 | ▲0.8 | 1,528 | 29.3 | 10,598 | 3.6 |
| 10 | 8,389 | 0.5 | 2,244 | 9.1 | 4,695 | ▲8.0 | 1,450 | 22.2 | 10,705 | 3.6 |
| 11 | 8,225 | 6.0 | 2,154 | 27.8 | 4,612 | ▲5.7 | 1,459 | 23.6 | 10,629 | 6.7 |
| 12 | 9,554 | 21.3 | 2,079 | 33.6 | 5,381 | 7.3 | 2,094 | 60.2 | 12,911 | ▲15.3 |
| 令.2.1 | 7,832 | 12.9 | 2,046 | 35.4 | 4,395 | ▲0.9 | 1,391 | 40.8 | 16,150 | 13.3 |
| 2 | 7,619 | 7.8 | 1,966 | 34.9 | 4,150 | ▲8.7 | 1,503 | 41.3 | 13,684 | 4.4 |
| 3 | 8,560 | 9.3 | 2,063 | 36.6 | 4,947 | 0.5 | 1,550 | 11.1 | 13,341 | 13.7 |
| 4 | 8,922 | ▲6.0 | 2,705 | 13.1 | 4,677 | ▲15.6 | 1,540 | ▲1.4 | 12,384 | 10.2 |
| 5 | | | | | | | | | | |
| 6 | | | | | | | | | | |
| 7 | | | | | | | | | | |
| 8 | | | | | | | | | | |
| 9 | | | | | | | | | | |
| 10 | | | | | | | | | | |
| 11 | | | | | | | | | | |
| 12 | | | | | | | | | | |
| 4月計 | 32,933 | 5.1 | 8,780 | 27.8 | 18,169 | ▲6.6 | 5,984 | 19.5 | 55,559 | 10.4 |

単位 { 生産量 : t
増減率 : %

| 農産食料品(つづき) | | | | | | | | | | 区 分 |
|--------------|-------|---------|------|--------|------|--------|-------|---------|-------|--------|
| 野菜・果実漬物(つづき) | | | | | | | | | | |
| 糠漬類 | | 醤油漬類 | | | | | | | | 年 月 |
| たくあん漬 | | 増減率 | | 福神漬 | | 野菜刻み漬 | | キムチ | | |
| t | % | t | % | t | % | t | % | t | % | |
| 52,340 | 0.2 | 341,608 | ▲0.6 | 62,915 | ▲4.5 | 59,447 | ▲4.4 | 196,336 | 1.6 | 平. 24 |
| 53,719 | 2.6 | 341,222 | ▲0.1 | 62,162 | ▲1.2 | 56,146 | ▲5.6 | 195,716 | ▲0.3 | 25 |
| 50,493 | ▲6.0 | 325,528 | ▲4.6 | 57,868 | ▲6.9 | 44,222 | ▲21.2 | 196,396 | 0.3 | 26 |
| 46,498 | ▲7.9 | 319,113 | ▲2.0 | 57,523 | ▲0.6 | 41,384 | ▲6.4 | 192,177 | ▲2.1 | 27 |
| 45,725 | ▲1.7 | 299,503 | ▲6.1 | 59,668 | 3.7 | 40,398 | ▲2.4 | 173,626 | ▲9.7 | 28 |
| 47,659 | 4.2 | 276,805 | ▲7.6 | 57,616 | ▲3.4 | 41,599 | 3.0 | 150,755 | ▲13.2 | 29 |
| 42,794 | ▲10.2 | 285,388 | 3.1 | 60,462 | 4.9 | 43,155 | 3.7 | 154,776 | 2.7 | 30 |
| 42,321 | ▲1.1 | 307,536 | 7.8 | 67,541 | 11.7 | 45,643 | 5.8 | 165,340 | 6.8 | 令. 元 |
| 3,555 | ▲1.0 | 24,681 | 14.2 | 5,387 | 16.7 | 3,222 | 10.0 | 13,817 | 17.5 | 平.31.1 |
| 3,288 | ▲13.6 | 26,334 | 10.3 | 5,873 | 12.2 | 4,002 | 14.2 | 13,670 | 7.0 | 2 |
| 3,698 | ▲10.2 | 25,546 | 8.1 | 5,410 | 16.1 | 3,948 | 3.1 | 13,605 | 5.8 | 3 |
| 4,113 | 4.0 | 27,130 | 11.0 | 6,517 | 15.3 | 4,336 | 14.3 | 13,687 | 6.7 | 4 |
| 3,625 | 0.2 | 23,906 | 9.2 | 5,054 | 5.6 | 3,257 | ▲1.8 | 13,203 | 13.9 | 令.元.5 |
| 2,959 | 7.2 | 23,724 | 5.0 | 5,254 | 2.1 | 3,407 | 0.9 | 12,651 | 6.3 | 6 |
| 3,402 | 11.9 | 26,063 | 10.3 | 6,159 | 21.9 | 3,629 | 4.5 | 13,917 | 7.4 | 7 |
| 3,153 | 5.7 | 26,331 | 8.7 | 6,196 | 17.5 | 3,822 | 8.3 | 14,069 | 6.5 | 8 |
| 3,266 | 9.9 | 24,659 | 5.1 | 5,476 | 16.7 | 3,938 | 2.4 | 13,049 | 2.9 | 9 |
| 3,842 | 2.1 | 24,294 | 3.0 | 5,576 | 6.0 | 3,927 | 1.1 | 12,515 | 3.1 | 10 |
| 3,800 | ▲6.8 | 28,423 | 4.3 | 5,093 | 4.8 | 4,132 | 14.5 | 16,707 | 0.4 | 11 |
| 3,620 | ▲12.0 | 26,445 | 4.9 | 5,546 | 6.0 | 4,023 | ▲1.0 | 14,450 | 7.6 | 12 |
| 3,373 | ▲5.1 | 26,764 | 8.4 | 5,793 | 7.5 | 3,687 | 14.4 | 15,204 | 10.0 | 令.2.1 |
| 3,588 | 9.1 | 26,801 | 1.8 | 5,725 | ▲2.5 | 4,132 | 3.2 | 14,697 | 7.5 | 2 |
| 3,948 | 6.8 | 27,898 | 9.2 | 6,133 | 13.4 | 4,542 | 15.0 | 14,796 | 8.8 | 3 |
| 4,647 | 13.0 | 29,690 | 9.4 | 7,082 | 8.7 | 4,948 | 14.1 | 14,944 | 9.2 | 4 |
| | | | | | | | | | | 5 |
| | | | | | | | | | | 6 |
| | | | | | | | | | | 7 |
| | | | | | | | | | | 8 |
| | | | | | | | | | | 9 |
| | | | | | | | | | | 10 |
| | | | | | | | | | | 11 |
| | | | | | | | | | | 12 |
| 15,556 | 6.2 | 111,153 | 7.2 | 24,733 | 6.7 | 17,309 | 11.6 | 59,641 | 8.9 | 4月計 |

| 区分 年月 | 農産食料品(つづき) | | | | | | | | | |
|----------|--------------|-------|--------|-------|--------|-------|-------|-------|--------|-------|
| | 野菜・果実漬物(つづき) | | | | | | | | | |
| | 醤油漬類(つづき) | | 粕漬類 | | | | | | | |
| | その他の醤油漬 | | | | 奈良漬 | | わさび漬 | | その他の粕漬 | |
| | 増減率 | 増減率 | 増減率 | 増減率 | 増減率 | 増減率 | 増減率 | 増減率 | 増減率 | |
| | t | % | t | % | t | % | t | % | t | % |
| 平.24 | 22,910 | 1.4 | 27,461 | ▲4.2 | 20,029 | ▲6.3 | 4,779 | ▲0.0 | 2,652 | 5.0 |
| 25 | 27,198 | 18.7 | 25,374 | ▲7.6 | 18,536 | ▲7.5 | 4,407 | ▲7.8 | 2,430 | ▲8.4 |
| 26 | 27,043 | ▲0.6 | 25,148 | ▲0.9 | 18,532 | ▲0.0 | 4,201 | ▲4.7 | 2,415 | ▲0.6 |
| 27 | 28,029 | 3.6 | 23,112 | ▲8.1 | 16,977 | ▲8.4 | 3,875 | ▲7.8 | 2,260 | ▲6.4 |
| 28 | 25,811 | ▲7.9 | 23,686 | 2.5 | 17,841 | 5.1 | 3,724 | ▲3.9 | 2,121 | ▲6.2 |
| 29 | 26,835 | 4.0 | 19,866 | ▲16.1 | 13,591 | ▲23.8 | 3,547 | ▲4.8 | 2,728 | 28.6 |
| 30 | 26,995 | 0.6 | 19,538 | ▲1.7 | 13,536 | ▲0.4 | 3,440 | ▲3.0 | 2,562 | ▲6.1 |
| 令.元 | 29,012 | 7.5 | 18,645 | ▲4.6 | 12,848 | ▲5.1 | 3,155 | ▲8.3 | 2,642 | 3.1 |
| 平.31.1 | 2,255 | ▲2.0 | 1,197 | 9.7 | 794 | 33.0 | 222 | ▲19.6 | 181 | ▲17.0 |
| 2 | 2,789 | 18.4 | 1,192 | ▲15.0 | 803 | ▲18.4 | 212 | ▲13.1 | 177 | 1.1 |
| 3 | 2,583 | 12.7 | 1,513 | ▲14.0 | 1,064 | ▲13.5 | 237 | ▲19.4 | 212 | ▲10.2 |
| 4 | 2,590 | 18.9 | 1,679 | ▲10.9 | 1,187 | ▲16.8 | 279 | 4.9 | 213 | 10.4 |
| 令.元.5 | 2,392 | 8.6 | 1,534 | 18.8 | 1,087 | 23.1 | 263 | 0.0 | 184 | 26.9 |
| 6 | 2,412 | 11.8 | 1,873 | 12.4 | 1,409 | 20.2 | 258 | ▲5.1 | 206 | ▲7.2 |
| 7 | 2,358 | 10.2 | 1,205 | ▲11.1 | 667 | ▲23.7 | 255 | ▲7.6 | 283 | 38.0 |
| 8 | 2,244 | 1.0 | 1,833 | ▲16.9 | 1,369 | ▲20.6 | 276 | ▲10.4 | 188 | 8.0 |
| 9 | 2,196 | ▲1.7 | 1,369 | ▲5.7 | 960 | ▲1.9 | 236 | ▲18.6 | 173 | ▲5.5 |
| 10 | 2,276 | ▲1.2 | 1,663 | ▲12.8 | 1,189 | ▲11.5 | 254 | ▲9.9 | 220 | ▲22.0 |
| 11 | 2,491 | 17.2 | 1,956 | ▲12.7 | 1,397 | ▲17.7 | 278 | ▲3.5 | 281 | 10.6 |
| 12 | 2,426 | ▲2.3 | 1,631 | 27.4 | 922 | 47.8 | 385 | 1.0 | 324 | 17.8 |
| 令.2.1 | 2,080 | ▲7.8 | 1,020 | ▲14.8 | 601 | ▲24.3 | 191 | ▲14.0 | 228 | 26.0 |
| 2 | 2,247 | ▲19.4 | 1,124 | ▲5.7 | 713 | ▲11.2 | 199 | ▲6.1 | 212 | 19.8 |
| 3 | 2,427 | ▲6.0 | 1,239 | ▲18.1 | 873 | ▲18.0 | 199 | ▲16.0 | 167 | ▲21.2 |
| 4 | 2,716 | 4.9 | 1,073 | ▲36.1 | 729 | ▲38.6 | 200 | ▲28.3 | 144 | ▲32.4 |
| 5 | | | | | | | | | | |
| 6 | | | | | | | | | | |
| 7 | | | | | | | | | | |
| 8 | | | | | | | | | | |
| 9 | | | | | | | | | | |
| 10 | | | | | | | | | | |
| 11 | | | | | | | | | | |
| 12 | | | | | | | | | | |
| 4月計 | 9,470 | ▲7.3 | 4,456 | ▲20.2 | 2,916 | ▲24.2 | 789 | ▲16.9 | 751 | ▲4.1 |

単位 { 生産量 : t
増減率 : %

| 農産食料品(つづき) | | | | | | 製穀粉・同加工品 | | | | 区 分 |
|--------------|-------|--------|-------|-------|--------|----------|------|---------|------|--------|
| 野菜・果実漬物(つづき) | | | | 乾燥野菜 | プレミックス | | | | | |
| みそ漬類 | | その他の漬物 | | | 増減率 | プレミックス | | 加糖 | | 年月 |
| t | 増減率 | t | 増減率 | t | | 増減率 | t | 増減率 | | |
| 7,209 | ▲3.7 | 12,496 | 11.9 | 6,721 | ▲22.9 | 366,676 | ▲2.2 | 210,947 | ▲6.7 | 平. 24 |
| 6,732 | ▲6.6 | 12,379 | ▲0.9 | 5,450 | ▲18.9 | 362,234 | ▲1.2 | 203,540 | ▲3.5 | 25 |
| 5,802 | ▲13.8 | 8,845 | ▲28.5 | 5,340 | ▲2.0 | 365,958 | 1.0 | 207,833 | 2.1 | 26 |
| 7,463 | 28.6 | 8,999 | 1.7 | 5,342 | 0.0 | 369,069 | 0.9 | 204,049 | ▲1.8 | 27 |
| 9,940 | 33.2 | 9,169 | 1.9 | 5,355 | 0.2 | 359,767 | ▲2.5 | 194,036 | ▲4.9 | 28 |
| 9,243 | ▲7.0 | 8,871 | ▲3.3 | 5,356 | 0.0 | 360,849 | 0.3 | 195,583 | 0.8 | 29 |
| 9,265 | 0.2 | 8,941 | 0.8 | 5,357 | 0.0 | 369,001 | 2.3 | 208,074 | 6.4 | 30 |
| 9,477 | 2.3 | 10,307 | 15.3 | 5,353 | ▲0.1 | 373,631 | 1.3 | 213,893 | 2.8 | 令. 元 |
| 658 | ▲6.4 | 867 | 15.0 | 446 | ▲0.9 | 28,546 | 9.3 | 16,654 | 9.1 | 平.31.1 |
| 710 | ▲5.1 | 895 | 27.0 | 447 | 0.7 | 29,063 | 1.4 | 16,967 | 0.3 | 2 |
| 803 | 2.6 | 898 | 25.1 | 444 | ▲1.6 | 32,431 | 0.8 | 18,839 | 2.9 | 3 |
| 857 | 5.8 | 901 | 25.1 | 450 | 0.9 | 35,633 | 7.5 | 20,944 | 12.3 | 4 |
| 753 | 1.9 | 788 | 15.5 | 444 | 0.5 | 29,972 | 1.7 | 17,670 | 8.1 | 令.元.5 |
| 758 | ▲0.9 | 793 | 13.4 | 446 | ▲0.9 | 29,647 | ▲0.7 | 16,773 | 4.2 | 6 |
| 784 | 0.4 | 776 | 5.4 | 446 | 0.7 | 30,617 | 2.0 | 16,936 | 5.7 | 7 |
| 735 | ▲7.0 | 804 | 13.9 | 447 | 0.0 | 29,740 | ▲0.9 | 16,705 | 2.7 | 8 |
| 863 | 8.6 | 880 | 15.5 | 439 | ▲1.3 | 30,440 | 6.0 | 17,034 | 6.6 | 9 |
| 869 | 5.2 | 915 | 19.3 | 450 | 0.2 | 31,956 | ▲2.2 | 17,887 | ▲3.5 | 10 |
| 857 | 11.6 | 896 | 14.9 | 445 | 0.5 | 32,094 | ▲4.4 | 18,067 | ▲8.1 | 11 |
| 830 | 9.6 | 894 | ▲2.0 | 449 | 0.4 | 33,492 | ▲3.1 | 19,417 | ▲3.0 | 12 |
| 737 | 12.0 | 879 | 1.4 | 443 | ▲0.7 | 27,442 | ▲3.9 | 15,860 | ▲4.8 | 令.2.1 |
| 771 | 8.6 | 883 | ▲1.3 | 446 | ▲0.2 | 28,106 | ▲3.3 | 16,588 | ▲2.2 | 2 |
| 861 | 7.2 | 924 | 2.9 | 447 | 0.7 | 32,655 | 0.7 | 19,107 | 1.4 | 3 |
| 897 | 4.7 | 1,031 | 14.4 | 445 | ▲1.1 | 32,848 | ▲7.8 | 19,699 | ▲5.9 | 4 |
| | | | | | | | | | | 5 |
| | | | | | | | | | | 6 |
| | | | | | | | | | | 7 |
| | | | | | | | | | | 8 |
| | | | | | | | | | | 9 |
| | | | | | | | | | | 10 |
| | | | | | | | | | | 11 |
| | | | | | | | | | | 12 |
| 3,266 | 7.9 | 3,717 | 4.4 | 1,781 | ▲0.3 | 121,051 | ▲3.7 | 71,254 | ▲2.9 | 4月計 |

(注1)プレミックスについては、日本プレミックス協会調べ。

| 区分 年月 | 製穀粉・同加工品(つづき) | | | | | | | | | |
|----------|---------------|-------|--------|-------|--------|------|--------|-------|--------|-------|
| | プレミックス(つづき) | | 小麦でん粉 | | 米穀粉 | | | | | |
| | 無糖 | | | | 上新粉 | | もち粉 | | | |
| | t | 増減率 | t | 増減率 | t | 増減率 | t | 増減率 | t | 増減率 |
| 平. 24 | 155,728 | 4.7 | 18,903 | ▲5.2 | 84,929 | ▲5.0 | 43,910 | ▲8.6 | 11,425 | ▲2.1 |
| 25 | 158,694 | 1.9 | 18,053 | ▲4.5 | 90,364 | 6.4 | 44,539 | 1.4 | 12,538 | 9.7 |
| 26 | 158,125 | ▲0.4 | 17,221 | ▲4.6 | 88,587 | ▲2.0 | 44,062 | ▲1.1 | 11,460 | ▲8.6 |
| 27 | 165,020 | 4.4 | 17,546 | 1.9 | 94,651 | 6.8 | 46,260 | 5.0 | 11,583 | 1.1 |
| 28 | 165,731 | 0.4 | 16,631 | ▲5.2 | 92,693 | ▲2.1 | 46,377 | 0.3 | 10,755 | ▲7.1 |
| 29 | 165,266 | ▲0.3 | 17,286 | 3.9 | 94,860 | 2.3 | 47,257 | 1.9 | 9,592 | ▲10.8 |
| 30 | 160,927 | ▲2.6 | 17,201 | ▲0.5 | 93,956 | ▲1.0 | 45,643 | ▲3.4 | 9,663 | 0.7 |
| 令. 元 | 159,738 | ▲0.7 | 16,903 | ▲1.7 | 91,179 | ▲3.0 | 43,345 | ▲5.0 | 9,406 | ▲2.7 |
| 平.31.1 | 11,892 | 9.6 | 1,301 | 4.0 | 7,073 | ▲0.4 | 3,214 | ▲9.7 | 639 | ▲18.0 |
| 2 | 12,096 | 2.9 | 1,216 | ▲5.8 | 7,262 | ▲4.5 | 3,369 | ▲10.5 | 806 | 15.0 |
| 3 | 13,592 | ▲2.0 | 1,563 | 2.4 | 8,563 | ▲2.9 | 4,413 | ▲5.3 | 801 | 0.1 |
| 4 | 14,689 | 1.2 | 1,548 | 3.8 | 8,618 | ▲1.4 | 4,591 | 4.6 | 863 | ▲8.7 |
| 令. 元.5 | 12,302 | ▲6.2 | 1,399 | ▲3.0 | 7,138 | ▲0.7 | 3,407 | ▲1.6 | 634 | ▲11.5 |
| 6 | 12,874 | ▲6.5 | 1,390 | ▲10.7 | 6,999 | ▲5.7 | 3,212 | ▲5.1 | 708 | ▲3.7 |
| 7 | 13,681 | ▲2.1 | 1,596 | 3.8 | 7,463 | ▲2.4 | 3,294 | ▲11.2 | 771 | 0.4 |
| 8 | 13,035 | ▲5.2 | 1,259 | ▲14.2 | 6,365 | ▲9.1 | 3,050 | ▲9.1 | 539 | ▲7.9 |
| 9 | 13,406 | 5.2 | 1,374 | 6.1 | 7,708 | 3.0 | 3,657 | 7.1 | 907 | 15.1 |
| 10 | 14,069 | ▲0.5 | 1,472 | 0.2 | 7,919 | ▲4.5 | 3,735 | ▲5.6 | 893 | ▲18.5 |
| 11 | 14,027 | 0.9 | 1,382 | ▲1.4 | 8,183 | ▲4.4 | 3,863 | ▲5.3 | 970 | 5.7 |
| 12 | 14,075 | ▲3.2 | 1,403 | ▲4.6 | 7,888 | ▲2.8 | 3,540 | ▲9.4 | 875 | 5.2 |
| 令. 2.1 | 11,582 | ▲2.6 | 1,148 | ▲11.8 | 7,320 | 3.5 | 3,304 | 2.8 | 783 | 22.5 |
| 2 | 11,518 | ▲4.8 | 1,181 | ▲2.9 | 7,411 | 2.1 | 3,332 | ▲1.1 | 857 | 6.3 |
| 3 | 13,548 | ▲0.3 | 1,538 | ▲1.6 | 8,771 | 2.4 | 3,931 | ▲10.9 | 772 | ▲3.6 |
| 4 | 13,149 | ▲10.5 | 1,514 | ▲2.2 | 8,731 | 1.3 | 4,205 | ▲8.4 | 772 | ▲10.5 |
| 5 | | | | | | | | | | |
| 6 | | | | | | | | | | |
| 7 | | | | | | | | | | |
| 8 | | | | | | | | | | |
| 9 | | | | | | | | | | |
| 10 | | | | | | | | | | |
| 11 | | | | | | | | | | |
| 12 | | | | | | | | | | |
| 4月計 | 49,797 | ▲4.7 | 5,381 | ▲4.4 | 32,233 | 2.3 | 14,772 | ▲5.2 | 3,184 | 2.4 |

(注2)小麦でん粉については、全国小麦粉分離加工協会調べ。

単位 { 生産量 : t
増減率 : %

| 製穀粉・同加工品(つづき) | | | | | | | | | | 区 分 |
|---------------|-------|-------|------|----------------|------|-------|-------|-------|-------|--------|
| 米穀粉(つづき) | | | | | | | | | | |
| 白玉粉 | | 寒梅粉 | | らくがん粉 ・みじん粉 | | だんご粉 | | 菓子種 | | 年 月 |
| t | 増減率 | t | 増減率 | t | 増減率 | t | 増減率 | t | 増減率 | |
| t | % | t | % | t | % | t | % | t | % | |
| 4,649 | ▲3.6 | 1,324 | ▲5.2 | 857 | ▲0.7 | 825 | ▲39.1 | 2,427 | ▲27.1 | 平. 24 |
| 4,567 | ▲1.8 | 1,249 | ▲5.7 | 781 | ▲8.9 | 985 | 19.4 | 1,906 | ▲21.5 | 25 |
| 4,550 | ▲0.4 | 1,516 | 21.4 | 860 | 10.1 | 858 | ▲12.9 | 1,774 | ▲6.9 | 26 |
| 4,974 | 9.3 | 1,468 | ▲3.2 | 1,007 | 17.1 | 962 | 12.1 | 2,448 | 38.0 | 27 |
| 4,992 | 0.4 | 1,606 | 9.4 | 971 | ▲3.6 | 1,543 | 60.4 | 1,756 | ▲28.3 | 28 |
| 5,246 | 5.1 | 1,535 | ▲4.4 | 945 | ▲2.7 | 1,166 | ▲24.4 | 2,419 | 37.8 | 29 |
| 4,821 | ▲8.1 | 1,534 | ▲0.1 | 984 | 4.1 | 1,310 | 12.3 | 2,506 | 3.6 | 30 |
| 4,742 | ▲1.6 | 1,560 | 1.7 | 1,120 | 13.8 | 1,159 | ▲11.5 | 2,508 | 0.1 | 令. 元 |
| 348 | ▲8.7 | 129 | 2.4 | 79 | 41.1 | 59 | 31.1 | 206 | 4.6 | 平.31.1 |
| 390 | ▲2.3 | 132 | 0.8 | 93 | 14.8 | 71 | ▲28.3 | 211 | ▲5.4 | 2 |
| 352 | ▲25.6 | 135 | 3.8 | 80 | ▲2.4 | 97 | ▲24.8 | 245 | ▲8.6 | 3 |
| 351 | ▲1.7 | 138 | 4.5 | 98 | ▲2.0 | 74 | ▲35.1 | 205 | ▲23.8 | 4 |
| 348 | ▲2.5 | 120 | 7.1 | 101 | 0.0 | 101 | ▲10.6 | 174 | ▲14.7 | 令.元.5 |
| 388 | 4.6 | 126 | ▲7.4 | 110 | 15.8 | 146 | ▲19.3 | 186 | ▲5.6 | 6 |
| 440 | 14.6 | 126 | 1.6 | 120 | 33.3 | 146 | ▲2.7 | 143 | 13.5 | 7 |
| 430 | ▲4.0 | 104 | ▲2.8 | 105 | 23.5 | 129 | ▲11.6 | 152 | ▲3.8 | 8 |
| 426 | 0.5 | 143 | 13.5 | 81 | 15.7 | 118 | ▲1.7 | 153 | ▲4.4 | 9 |
| 458 | 6.0 | 143 | 1.4 | 87 | 11.5 | 92 | 24.3 | 253 | 19.9 | 10 |
| 417 | 8.0 | 144 | 0.0 | 90 | 16.9 | 63 | ▲11.3 | 286 | 20.2 | 11 |
| 394 | ▲3.7 | 120 | ▲4.0 | 76 | 10.1 | 63 | ▲7.4 | 294 | 15.3 | 12 |
| 399 | 14.7 | 125 | ▲3.1 | 98 | 24.1 | 66 | 11.9 | 303 | 47.1 | 令.2.1 |
| 382 | ▲2.1 | 126 | ▲4.5 | 95 | 2.2 | 67 | ▲5.6 | 264 | 25.1 | 2 |
| 335 | ▲4.8 | 139 | 3.0 | 90 | 12.5 | 125 | 28.9 | 285 | 16.3 | 3 |
| 327 | ▲6.8 | 135 | ▲2.2 | 103 | 5.1 | 72 | ▲2.7 | 183 | ▲10.7 | 4 |
| | | | | | | | | | | 5 |
| | | | | | | | | | | 6 |
| | | | | | | | | | | 7 |
| | | | | | | | | | | 8 |
| | | | | | | | | | | 9 |
| | | | | | | | | | | 10 |
| | | | | | | | | | | 11 |
| | | | | | | | | | | 12 |
| 1,443 | 0.1 | 525 | ▲1.7 | 386 | 10.3 | 330 | 9.6 | 1,035 | 19.4 | 4月計 |

| 区分 年月 | 製穀粉・同加工品(つづき) | | | | | | | | | |
|----------|---------------|-------|-----------|------|---------|------|--------------|-------|--------|------|
| | 米穀粉(つづき) | | パン | | | | | | | |
| | 新規米粉 | | 食パン | | | | | | プレミックス | |
| | t | 増減率 | t | 増減率 | t | 増減率 | 冷凍生地 (内数) | 増減率 | (外数) | 増減率 |
| 平.24 | 19,511 | 9.0 | 1,219,100 | 0.3 | 580,349 | 0.1 | 3,286 | 3.4 | 1,788 | 2.8 |
| 25 | 23,797 | 22.0 | 1,226,019 | 0.6 | 598,143 | 3.1 | 5,545 | 68.7 | 1,739 | ▲2.7 |
| 26 | 23,507 | ▲1.2 | 1,234,270 | 0.7 | 608,447 | 1.7 | 6,188 | 11.6 | 1,681 | ▲3.3 |
| 27 | 25,949 | 10.4 | 1,234,177 | ▲0.0 | 604,877 | ▲0.6 | 6,486 | 4.8 | 1,616 | ▲3.9 |
| 28 | 24,693 | ▲4.8 | 1,237,915 | 0.3 | 604,366 | ▲0.1 | 6,703 | 3.3 | 1,589 | ▲1.7 |
| 29 | 26,700 | 8.1 | 1,254,062 | 1.3 | 601,965 | ▲0.4 | 6,142 | ▲8.4 | 1,624 | 2.2 |
| 30 | 27,495 | 3.0 | 1,220,746 | ▲2.7 | 584,825 | ▲2.8 | 5,871 | ▲4.4 | 1,628 | 0.2 |
| 令.元 | 27,339 | ▲0.6 | 1,247,620 | 2.2 | 596,571 | 2.0 | 6,355 | 8.2 | 1,659 | 1.9 |
| 平.31.1 | 2,399 | 22.5 | 101,348 | 0.4 | 48,291 | 3.0 | 1,208 | 151.1 | 136 | 5.4 |
| 2 | 2,190 | ▲0.8 | 99,850 | 0.1 | 47,680 | 1.0 | 429 | 3.1 | 129 | ▲0.8 |
| 3 | 2,440 | 7.2 | 110,849 | 3.3 | 52,213 | 0.4 | 593 | 3.5 | 146 | 3.5 |
| 4 | 2,298 | ▲5.4 | 109,857 | 3.8 | 52,513 | 2.9 | 480 | ▲5.3 | 140 | 3.7 |
| 令.元.5 | 2,253 | 6.3 | 109,167 | 3.1 | 52,118 | 2.6 | 480 | ▲7.0 | 155 | 0.0 |
| 6 | 2,123 | ▲8.5 | 105,822 | 2.0 | 50,657 | 1.9 | 409 | ▲11.7 | 144 | 3.6 |
| 7 | 2,423 | 5.7 | 103,344 | 3.5 | 49,996 | 3.5 | 491 | ▲4.3 | 151 | 3.4 |
| 8 | 1,856 | ▲12.3 | 101,529 | 4.3 | 49,927 | 3.8 | 482 | ▲4.2 | 135 | 3.1 |
| 9 | 2,223 | ▲6.7 | 100,477 | 1.5 | 48,186 | 1.3 | 408 | ▲3.8 | 120 | ▲1.6 |
| 10 | 2,258 | ▲1.7 | 104,740 | 1.7 | 49,940 | 2.1 | 443 | ▲12.5 | 150 | 3.4 |
| 11 | 2,350 | ▲11.2 | 100,862 | 1.3 | 47,690 | 1.2 | 432 | ▲7.9 | 131 | 4.8 |
| 12 | 2,526 | 3.1 | 99,775 | 1.2 | 47,360 | 0.4 | 500 | 0.0 | 122 | ▲6.2 |
| 令.2.1 | 2,242 | ▲6.5 | 101,825 | 0.5 | 48,024 | ▲0.6 | 507 | ▲58.0 | 144 | 5.9 |
| 2 | 2,288 | 4.5 | 101,476 | 1.6 | 47,814 | 0.3 | 417 | ▲2.8 | 131 | 1.6 |
| 3 | 3,094 | 26.8 | 115,801 | 4.5 | 54,469 | 4.3 | 416 | ▲29.8 | 155 | 6.2 |
| 4 | 2,934 | 27.7 | 112,348 | 2.3 | 56,024 | 6.7 | 373 | ▲22.3 | 141 | 0.7 |
| 5 | | | | | | | | | | |
| 6 | | | | | | | | | | |
| 7 | | | | | | | | | | |
| 8 | | | | | | | | | | |
| 9 | | | | | | | | | | |
| 10 | | | | | | | | | | |
| 11 | | | | | | | | | | |
| 12 | | | | | | | | | | |
| 4月計 | 10,558 | 13.2 | 431,450 | 2.3 | 206,331 | 2.8 | 1,713 | ▲36.8 | 571 | 3.6 |

(注3)パン：小麦粉使用量である。

単位 { 生産量 : t
増減率 : %

| 製穀粉・同加工品(つづき) | | | | | | | | | | 区 分 |
|---------------|------|--------------|-------|----------------|------|--------|-------|---------|------|--------|
| パン(つづき) | | | | | | | | | | |
| 菓子パン | | | | | | 学給パン | | その他パン | | 年 月 |
| t | 増減率 | 冷凍生地 (内数) | | プレミックス (外数) | | t | 増減率 | t | 増減率 | |
| | | t | % | t | % | | | | | |
| 392,015 | 0.1 | 53,173 | 7.8 | 24,642 | ▲7.8 | 25,784 | ▲8.6 | 220,951 | 2.7 | 平. 24 |
| 383,514 | ▲2.2 | 52,313 | ▲1.6 | 23,455 | ▲4.8 | 26,133 | 1.4 | 218,230 | ▲1.2 | 25 |
| 386,578 | 0.8 | 52,293 | ▲0.0 | 21,839 | ▲6.9 | 25,640 | ▲1.9 | 213,606 | ▲2.1 | 26 |
| 403,187 | 4.3 | 51,779 | ▲1.0 | 21,211 | ▲2.9 | 24,692 | ▲3.7 | 201,421 | ▲5.7 | 27 |
| 403,363 | 0.0 | 50,068 | ▲3.3 | 20,946 | ▲1.2 | 24,295 | ▲1.6 | 205,891 | 2.2 | 28 |
| 409,413 | 1.5 | 43,587 | ▲12.9 | 21,278 | 1.6 | 24,868 | 2.4 | 217,816 | 5.8 | 29 |
| 401,028 | ▲2.0 | 45,486 | 4.4 | 21,441 | 0.8 | 24,354 | ▲2.1 | 210,539 | ▲3.3 | 30 |
| 407,536 | 1.6 | 50,807 | 11.7 | 21,449 | 0.0 | 24,154 | ▲0.8 | 219,359 | 4.2 | 令. 元 |
| 33,020 | ▲4.1 | 3,814 | 32.6 | 1,755 | 1.3 | 2,115 | 5.1 | 17,922 | 1.9 | 平.31.1 |
| 32,491 | ▲2.6 | 4,056 | 45.0 | 1,788 | 4.0 | 2,453 | 0.5 | 17,226 | 3.0 | 2 |
| 37,151 | 4.4 | 4,293 | ▲1.8 | 1,831 | 0.5 | 1,700 | 1.7 | 19,785 | 9.6 | 3 |
| 36,654 | 4.5 | 4,334 | 2.3 | 1,844 | 3.1 | 1,813 | ▲1.7 | 18,877 | 5.5 | 4 |
| 35,812 | 3.4 | 3,952 | ▲4.7 | 1,745 | ▲4.1 | 2,395 | ▲6.5 | 18,842 | 5.4 | 令.元.5 |
| 34,259 | 1.0 | 3,504 | ▲8.4 | 1,803 | ▲2.8 | 2,356 | ▲7.8 | 18,550 | 5.8 | 6 |
| 33,632 | 3.0 | 4,146 | 6.8 | 1,788 | ▲0.6 | 1,610 | ▲2.7 | 18,106 | 4.8 | 7 |
| 33,031 | 4.3 | 3,773 | ▲0.4 | 1,810 | 3.9 | 370 | 17.8 | 18,201 | 5.5 | 8 |
| 32,351 | 1.1 | 3,527 | ▲5.0 | 1,795 | ▲0.8 | 2,266 | 1.8 | 17,674 | 2.9 | 9 |
| 34,099 | 2.2 | 4,773 | 15.1 | 1,712 | ▲3.2 | 2,682 | ▲0.7 | 18,019 | 0.2 | 10 |
| 33,053 | 1.6 | 5,081 | 45.1 | 1,769 | ▲0.6 | 2,425 | ▲4.2 | 17,694 | 1.9 | 11 |
| 31,983 | 0.6 | 5,554 | 32.3 | 1,809 | 0.2 | 1,969 | 6.9 | 18,463 | 3.6 | 12 |
| 33,098 | 0.2 | 4,844 | 27.0 | 1,699 | ▲3.2 | 1,990 | ▲5.9 | 18,713 | 4.4 | 令.2.1 |
| 33,447 | 2.9 | 4,676 | 15.3 | 1,744 | ▲2.5 | 2,317 | ▲5.5 | 17,898 | 3.9 | 2 |
| 40,143 | 8.1 | 4,871 | 13.5 | 1,779 | ▲2.8 | 316 | ▲81.4 | 20,873 | 5.5 | 3 |
| 35,889 | ▲2.1 | 3,378 | ▲22.1 | 1,805 | ▲2.1 | 391 | ▲78.4 | 20,044 | 6.2 | 4 |
| | | | | | | | | | | 5 |
| | | | | | | | | | | 6 |
| | | | | | | | | | | 7 |
| | | | | | | | | | | 8 |
| | | | | | | | | | | 9 |
| | | | | | | | | | | 10 |
| | | | | | | | | | | 11 |
| | | | | | | | | | | 12 |
| 142,577 | 2.3 | 17,769 | 7.7 | 7,027 | ▲2.6 | 5,014 | ▲38.0 | 77,528 | 5.0 | 4月計 |

| 区分 年月 | 製穀粉・同加工品(つづき) | | | | | | | | | |
|----------|---------------|-------|----------------|------|---------|------|--------|-------|--------|------|
| | パン(つづき) | | | | パン粉 | | | | | |
| | その他パン(つづき) | | | | 生パン粉 | | | 乾燥パン粉 | | |
| | 冷凍生地 (内数) | | プレミックス (外数) | | | | | | | |
| | t | % | t | % | t | % | t | % | t | % |
| 平.24 | 25,123 | 7.7 | 5,913 | ▲0.2 | 149,733 | 0.6 | 77,438 | 8.0 | 51,628 | ▲2.1 |
| 25 | 27,826 | 10.8 | 5,898 | ▲0.3 | 152,341 | 1.7 | 79,224 | 2.3 | 50,685 | ▲1.8 |
| 26 | 29,360 | 5.5 | 5,735 | ▲2.8 | 155,629 | 2.2 | 77,651 | ▲2.0 | 51,023 | 0.7 |
| 27 | 31,352 | 6.8 | 5,491 | ▲4.3 | 159,225 | 2.3 | 84,698 | 9.1 | 52,277 | 2.5 |
| 28 | 33,245 | 6.0 | 5,541 | 0.9 | 160,221 | 0.6 | 84,280 | ▲0.5 | 52,857 | 1.1 |
| 29 | 36,211 | 8.9 | 5,505 | ▲0.6 | 164,174 | 2.5 | 87,580 | 3.9 | 53,936 | 2.0 |
| 30 | 37,770 | 4.3 | 5,531 | 0.5 | 163,279 | ▲0.5 | 89,391 | 2.1 | 52,884 | ▲2.0 |
| 令.元 | 39,039 | 3.4 | 5,583 | 0.9 | 161,326 | ▲1.2 | 88,771 | ▲0.7 | 52,778 | ▲0.2 |
| 平.31.1 | 3,039 | ▲19.6 | 458 | 2.9 | 12,267 | ▲1.1 | 6,925 | 0.8 | 3,877 | ▲0.4 |
| 2 | 3,178 | 3.2 | 462 | 1.5 | 12,439 | 0.0 | 6,684 | ▲0.9 | 4,155 | 2.6 |
| 3 | 2,949 | ▲7.8 | 450 | 3.2 | 13,894 | ▲2.3 | 7,490 | ▲2.0 | 4,688 | ▲0.8 |
| 4 | 3,161 | ▲2.0 | 479 | 0.4 | 14,804 | 3.2 | 7,984 | 2.4 | 5,117 | 7.5 |
| 令.元.5 | 3,377 | 4.9 | 501 | 0.0 | 12,788 | ▲4.0 | 7,121 | ▲1.2 | 4,066 | ▲7.0 |
| 6 | 3,436 | 5.5 | 485 | ▲0.6 | 13,030 | ▲4.2 | 7,140 | ▲3.4 | 4,210 | ▲5.9 |
| 7 | 3,612 | 9.2 | 520 | 1.2 | 14,582 | 5.8 | 8,099 | 5.3 | 4,725 | 7.6 |
| 8 | 3,267 | 6.4 | 477 | 2.4 | 12,816 | ▲5.9 | 7,303 | ▲5.8 | 3,932 | ▲4.8 |
| 9 | 3,064 | 5.2 | 430 | 1.2 | 13,149 | 2.5 | 7,469 | 3.6 | 4,153 | 3.8 |
| 10 | 2,937 | ▲1.4 | 448 | ▲1.5 | 14,129 | 1.2 | 7,725 | 2.8 | 4,623 | ▲1.6 |
| 11 | 3,041 | 9.1 | 415 | 1.2 | 13,557 | ▲3.2 | 7,338 | ▲3.3 | 4,488 | ▲2.2 |
| 12 | 3,978 | 34.4 | 458 | ▲0.2 | 13,871 | ▲6.1 | 7,493 | ▲6.0 | 4,744 | ▲1.7 |
| 令.2.1 | 3,401 | 11.9 | 510 | 11.4 | 12,335 | 0.6 | 6,633 | ▲4.2 | 3,900 | 0.6 |
| 2 | 2,904 | ▲8.6 | 488 | 5.6 | 12,073 | ▲2.9 | 6,330 | ▲5.3 | 4,088 | ▲1.6 |
| 3 | 3,040 | 3.1 | 455 | 1.1 | 12,966 | ▲6.7 | 6,534 | ▲12.8 | 4,715 | 0.6 |
| 4 | 2,650 | ▲16.2 | 487 | 1.7 | | | | | | |
| 5 | | | | | | | | | | |
| 6 | | | | | | | | | | |
| 7 | | | | | | | | | | |
| 8 | | | | | | | | | | |
| 9 | | | | | | | | | | |
| 10 | | | | | | | | | | |
| 11 | | | | | | | | | | |
| 12 | | | | | | | | | | |
| 4月計 | 11,995 | ▲2.7 | 1,940 | 4.9 | | | | | | |

(注4)パン粉については、全国パン粉工業協同組合連合会調べ。四半期ごとの取りまとめのため、空欄になることがある。

単位 { 生産量：t
増減率：%

| 製穀粉・同加工品(つづき) | | | | | | | | | | 区 分 |
|---------------|-------|---------|------|--------|-------|---------|-------|---------|-------|--------|
| パン粉(つづき) | | 生めん類 | | | | | | | | |
| セミドライパン粉 | | うどん | | | | 中華めん | | | | |
| | | 生めん | | ゆでめん | | 生めん | | | | |
| | 増減率 | | 増減率 | | 増減率 | | 増減率 | | 増減率 | 年月 |
| t | % | t | % | t | % | t | % | t | % | |
| 20,667 | ▲15.4 | 541,731 | ▲1.2 | 26,203 | ▲10.4 | 175,681 | ▲0.6 | 148,557 | ▲3.2 | 平. 24 |
| 22,432 | 8.5 | 562,271 | 3.8 | 22,662 | ▲13.5 | 176,909 | 0.7 | 158,110 | 6.4 | 25 |
| 26,955 | 20.2 | 577,550 | 2.7 | 22,353 | ▲1.4 | 186,120 | 5.2 | 160,905 | 1.8 | 26 |
| 22,250 | ▲17.5 | 624,084 | 8.1 | 22,381 | 0.1 | 192,433 | 3.4 | 163,693 | 1.7 | 27 |
| 23,084 | 3.7 | 652,131 | 4.5 | 19,958 | ▲10.8 | 193,236 | 0.4 | 173,703 | 6.1 | 28 |
| 22,658 | ▲1.8 | 690,632 | 5.9 | 19,870 | ▲0.4 | 214,863 | 11.2 | 173,892 | 0.1 | 29 |
| 21,004 | ▲7.3 | 711,924 | 3.1 | 19,144 | ▲3.7 | 233,549 | 8.7 | 174,825 | 0.5 | 30 |
| 19,777 | ▲5.8 | 707,854 | ▲0.6 | 18,006 | ▲5.9 | 227,116 | ▲2.8 | 170,014 | ▲2.8 | 令. 元 |
| 1,465 | ▲10.9 | 57,960 | 0.5 | 1,423 | ▲4.5 | 21,920 | ▲2.8 | 12,210 | 2.7 | 平.31.1 |
| 1,600 | ▲2.4 | 50,681 | ▲4.7 | 1,361 | ▲11.6 | 15,855 | ▲15.4 | 11,039 | ▲0.6 | 2 |
| 1,716 | ▲7.5 | 56,444 | ▲5.6 | 1,537 | 4.2 | 17,277 | ▲13.4 | 12,438 | ▲6.5 | 3 |
| 1,703 | ▲4.9 | 59,511 | 1.6 | 1,564 | ▲2.2 | 17,850 | 0.2 | 15,625 | 7.5 | 4 |
| 1,600 | ▲8.4 | 60,135 | ▲3.6 | 1,593 | 6.8 | 18,564 | ▲5.2 | 16,429 | ▲3.6 | 令.元.5 |
| 1,680 | ▲2.7 | 61,221 | 1.4 | 1,504 | ▲7.8 | 19,703 | 10.6 | 15,996 | ▲11.7 | 6 |
| 1,758 | 3.7 | 65,682 | ▲4.3 | 1,495 | ▲8.8 | 18,624 | 0.2 | 19,123 | ▲10.6 | 7 |
| 1,581 | ▲8.9 | 60,383 | 2.4 | 1,644 | ▲1.0 | 16,681 | ▲9.1 | 17,329 | 4.1 | 8 |
| 1,527 | ▲6.0 | 58,501 | 2.8 | 1,473 | ▲11.2 | 18,854 | ▲0.1 | 13,554 | 0.4 | 9 |
| 1,781 | 1.9 | 59,113 | ▲1.8 | 1,455 | ▲12.7 | 19,662 | ▲6.9 | 12,475 | 1.5 | 10 |
| 1,732 | ▲5.5 | 57,652 | 1.2 | 1,436 | ▲13.3 | 20,365 | 2.5 | 12,057 | ▲0.8 | 11 |
| 1,634 | ▲17.0 | 60,571 | 3.8 | 1,521 | ▲7.1 | 21,761 | 7.2 | 11,739 | ▲8.6 | 12 |
| 1,802 | 23.0 | 57,940 | ▲0.0 | 1,417 | ▲0.4 | 20,942 | ▲4.5 | 11,367 | ▲6.9 | 令.2.1 |
| 1,655 | 3.4 | 55,470 | 9.4 | 1,402 | 3.0 | 17,420 | 9.9 | 11,709 | 6.1 | 2 |
| 1,717 | 0.1 | 62,162 | 10.1 | 1,683 | 9.5 | 19,172 | 11.0 | 13,130 | 5.6 | 3 |
| | | 65,127 | 9.4 | 1,584 | 1.3 | 20,680 | 15.9 | 15,386 | ▲1.5 | 4 |
| | | | | | | | | | | 5 |
| | | | | | | | | | | 6 |
| | | | | | | | | | | 7 |
| | | | | | | | | | | 8 |
| | | | | | | | | | | 9 |
| | | | | | | | | | | 10 |
| | | | | | | | | | | 11 |
| | | | | | | | | | | 12 |
| | | 240,699 | 7.2 | 6,086 | 3.4 | 78,214 | 7.3 | 51,592 | 0.5 | 4月計 |

(注5) 生めん類:小麦粉使用量である。

| 区分 年月 | 製穀粉・同加工品(つづき) | | | | | | | | | | | |
|----------|---------------|------|---------|-------|--------|-------|--------|-------|--------|-------|-----|--|
| | 生めん類(つづき) | | | | | | | | | | | |
| | 中華めん(つづき) | | | | | | 日本そば | | | | | |
| | ゆでめん | | 蒸しめん | | 餃子等皮類 | | 生めん | | ゆでめん | | | |
| t | 増減率 | t | 増減率 | t | 増減率 | t | 増減率 | t | 増減率 | t | 増減率 | |
| 平. 24 | 45,634 | 7.3 | 86,294 | ▲3.4 | 13,430 | ▲7.0 | 14,880 | 10.3 | 31,050 | 7.5 | | |
| 25 | 43,727 | ▲4.2 | 95,605 | 10.8 | 13,498 | 0.5 | 16,342 | 9.8 | 35,419 | 14.1 | | |
| 26 | 52,845 | 20.9 | 90,969 | ▲4.8 | 14,252 | 5.6 | 17,467 | 6.9 | 32,639 | ▲7.8 | | |
| 27 | 65,350 | 23.7 | 109,994 | 20.9 | 14,655 | 2.8 | 18,283 | 4.7 | 37,295 | 14.3 | | |
| 28 | 72,250 | 10.6 | 98,580 | ▲10.4 | 15,871 | 8.3 | 17,464 | ▲4.5 | 61,069 | 63.7 | | |
| 29 | 83,139 | 15.1 | 104,483 | 6.0 | 14,363 | ▲9.5 | 17,184 | ▲1.6 | 62,838 | 2.9 | | |
| 30 | 88,135 | 6.0 | 101,812 | ▲2.6 | 14,202 | ▲1.1 | 16,656 | ▲3.1 | 63,601 | 1.2 | | |
| 令. 元 | 94,940 | 7.7 | 101,583 | ▲0.2 | 14,337 | 1.0 | 16,939 | 1.7 | 64,919 | 2.1 | | |
| 平.31.1 | 7,366 | 7.6 | 8,246 | ▲1.6 | 1,092 | 5.9 | 1,142 | 0.4 | 4,561 | 5.1 | | |
| 2 | 7,713 | 18.0 | 8,086 | ▲2.1 | 1,134 | 4.2 | 1,095 | 13.0 | 4,398 | ▲10.9 | | |
| 3 | 7,769 | 4.9 | 9,988 | 0.4 | 1,291 | 5.3 | 1,237 | 0.4 | 4,907 | ▲6.9 | | |
| 4 | 8,183 | 3.3 | 9,044 | ▲1.3 | 1,177 | ▲10.2 | 1,322 | ▲7.3 | 4,746 | ▲0.9 | | |
| 令.元5 | 8,055 | 2.2 | 7,770 | ▲13.2 | 1,390 | ▲2.0 | 1,558 | 2.3 | 4,776 | 6.8 | | |
| 6 | 7,844 | 12.9 | 7,898 | ▲1.2 | 1,233 | ▲9.4 | 1,474 | ▲8.0 | 5,569 | 13.7 | | |
| 7 | 7,712 | 6.4 | 8,034 | 1.1 | 1,248 | 10.7 | 1,687 | ▲11.2 | 7,759 | ▲11.8 | | |
| 8 | 6,975 | 15.8 | 9,358 | 8.5 | 1,214 | 0.2 | 1,581 | 2.1 | 5,601 | 14.7 | | |
| 9 | 7,822 | 9.6 | 8,882 | 3.2 | 1,189 | 2.8 | 1,176 | 3.9 | 5,551 | 14.9 | | |
| 10 | 9,065 | 4.2 | 8,861 | 4.2 | 1,176 | 0.4 | 1,170 | 6.6 | 5,249 | ▲6.8 | | |
| 11 | 8,101 | 0.8 | 8,004 | 0.8 | 1,103 | 9.2 | 1,172 | 13.8 | 5,414 | 3.2 | | |
| 12 | 8,335 | 12.0 | 7,412 | ▲1.0 | 1,090 | 0.0 | 2,325 | 12.9 | 6,388 | 16.1 | | |
| 令.2.1 | 8,660 | 17.6 | 8,039 | ▲2.5 | 1,162 | 6.4 | 1,083 | ▲5.2 | 5,270 | 15.5 | | |
| 2 | 9,241 | 19.8 | 8,315 | 2.8 | 1,292 | 13.9 | 1,197 | 9.3 | 4,894 | 11.3 | | |
| 3 | 9,053 | 16.5 | 11,013 | 10.3 | 1,515 | 17.4 | 1,271 | 2.7 | 5,325 | 8.5 | | |
| 4 | 8,767 | 7.1 | 10,848 | 19.9 | 1,561 | 32.6 | 1,418 | 7.3 | 4,883 | 2.9 | | |
| 5 | | | | | | | | | | | | |
| 6 | | | | | | | | | | | | |
| 7 | | | | | | | | | | | | |
| 8 | | | | | | | | | | | | |
| 9 | | | | | | | | | | | | |
| 10 | | | | | | | | | | | | |
| 11 | | | | | | | | | | | | |
| 12 | | | | | | | | | | | | |
| 4月計 | 35,721 | 15.1 | 38,215 | 8.1 | 5,530 | 17.8 | 4,969 | 3.6 | 20,372 | 9.5 | | |

単位 { 生産量 : t
増減率 : %

| 製穀粉・同加工品(つづき) | | | | | | | | | | 区 分 |
|---------------|-------|---------|------|--------|-------|-------|-------|--------|-------|--------|
| 生めん類(つづき) | | 乾めん類 | | | | | | | | |
| そば粉使用量 | | うどん | | ひらめん | | ひやむぎ | | | | 年 月 |
| t | 増減率 | t | 増減率 | t | 増減率 | t | 増減率 | t | 増減率 | |
| 19,972 | 2.7 | 204,169 | ▲2.4 | 37,392 | ▲14.0 | 3,742 | 9.4 | 16,985 | ▲4.2 | 平. 24 |
| 21,079 | 5.5 | 213,175 | 4.4 | 37,479 | 0.2 | 4,537 | 21.2 | 17,731 | 4.4 | 25 |
| 16,948 | ▲19.6 | 213,273 | 0.0 | 36,004 | ▲3.9 | 4,640 | 2.3 | 19,313 | 8.9 | 26 |
| 12,895 | ▲23.9 | 195,105 | ▲8.5 | 27,262 | ▲24.3 | 4,669 | 0.6 | 19,916 | 3.1 | 27 |
| 13,862 | 7.5 | 185,724 | ▲4.8 | 26,160 | ▲4.0 | 5,332 | 14.2 | 18,760 | ▲5.8 | 28 |
| 14,070 | 1.5 | 186,472 | 0.4 | 25,632 | ▲2.0 | 4,523 | ▲15.2 | 19,657 | 4.8 | 29 |
| 13,917 | ▲1.1 | 187,873 | 0.8 | 26,185 | 2.2 | 4,528 | 0.1 | 17,746 | ▲9.7 | 30 |
| 14,152 | 1.7 | 186,022 | ▲1.0 | 25,886 | ▲1.1 | 4,556 | 0.6 | 16,034 | ▲9.6 | 令. 元 |
| 1,119 | 8.9 | 14,860 | 2.7 | 1,964 | 3.4 | 370 | 9.5 | 1,190 | ▲10.5 | 平.31.1 |
| 1,062 | 0.9 | 16,630 | 1.0 | 1,942 | 14.4 | 299 | 30.6 | 1,542 | ▲12.7 | 2 |
| 1,121 | 2.1 | 18,685 | 0.2 | 1,965 | ▲2.3 | 284 | ▲17.4 | 1,674 | ▲20.1 | 3 |
| 1,150 | 2.6 | 19,232 | ▲0.5 | 2,133 | ▲5.1 | 407 | 15.3 | 1,758 | ▲16.7 | 4 |
| 1,234 | 9.2 | 17,578 | ▲3.6 | 2,072 | ▲11.0 | 308 | ▲8.9 | 1,783 | ▲7.9 | 令.元.5 |
| 1,162 | ▲2.4 | 13,228 | ▲7.2 | 2,052 | ▲14.3 | 270 | ▲7.5 | 1,939 | ▲9.3 | 6 |
| 1,192 | ▲3.7 | 15,067 | ▲0.0 | 2,432 | 6.4 | 374 | 13.7 | 1,858 | ▲14.2 | 7 |
| 1,213 | 3.4 | 11,113 | ▲1.2 | 2,312 | 7.1 | 397 | ▲3.2 | 1,215 | ▲2.6 | 8 |
| 1,156 | 7.4 | 12,039 | 2.9 | 2,193 | 1.9 | 438 | ▲8.2 | 790 | 13.8 | 9 |
| 1,142 | ▲2.9 | 14,949 | 3.9 | 2,220 | ▲5.0 | 524 | 1.7 | 862 | 55.0 | 10 |
| 1,164 | 0.3 | 16,985 | ▲5.5 | 2,349 | ▲5.9 | 532 | 0.0 | 506 | ▲20.7 | 11 |
| 1,437 | ▲2.5 | 15,656 | ▲2.7 | 2,252 | 3.6 | 353 | ▲4.9 | 917 | ▲14.3 | 12 |
| 1,061 | ▲5.2 | 15,905 | 7.0 | 1,992 | 1.4 | 287 | ▲22.4 | 1,070 | ▲10.1 | 令.2.1 |
| 1,058 | ▲0.4 | 17,134 | 3.0 | 1,956 | 0.7 | 251 | ▲16.1 | 1,804 | 17.0 | 2 |
| 1,134 | 1.2 | 19,447 | 4.1 | 2,323 | 18.2 | 356 | 25.4 | 1,559 | ▲6.9 | 3 |
| 1,289 | 12.1 | 20,994 | 9.2 | 2,709 | 27.0 | 479 | 17.7 | 1,693 | ▲3.7 | 4 |
| | | | | | | | | | | 5 |
| | | | | | | | | | | 6 |
| | | | | | | | | | | 7 |
| | | | | | | | | | | 8 |
| | | | | | | | | | | 9 |
| | | | | | | | | | | 10 |
| | | | | | | | | | | 11 |
| | | | | | | | | | | 12 |
| 4,542 | 2.0 | 73,480 | 5.9 | 8,980 | 12.2 | 1,373 | 1.0 | 6,126 | ▲0.6 | 4月計 |

| 区分 年月 | 製穀粉・同加工品(つづき) | | | | | | | | | | |
|----------|---------------|-------|-------|-------|-------|-------|--------|-------|--------|-------|--|
| | 乾めん類(つづき) | | | | | | | | | | |
| | そうめん | | 手延素麺類 | | | | | | 干し中華 | | |
| | | | うどん | | ひやむぎ | | そうめん | | | | |
| t | 増減率 | t | 増減率 | t | 増減率 | t | 増減率 | t | 増減率 | | |
| 平.24 | 46,453 | ▲7.6 | 2,988 | ▲20.4 | 3,222 | ▲19.2 | 53,749 | 16.8 | 9,543 | 3.6 | |
| 25 | 47,616 | 2.5 | 3,598 | 20.4 | 4,919 | 52.7 | 53,724 | ▲0.0 | 9,653 | 1.2 | |
| 26 | 45,354 | ▲4.8 | 4,202 | 16.8 | 5,209 | 5.9 | 53,573 | ▲0.3 | 10,273 | 6.4 | |
| 27 | 38,223 | ▲15.7 | 4,288 | 2.0 | 6,475 | 24.3 | 47,743 | ▲10.9 | 11,648 | 13.4 | |
| 28 | 29,492 | ▲22.8 | 4,133 | ▲3.6 | 7,495 | 15.8 | 46,070 | ▲3.5 | 13,079 | 12.3 | |
| 29 | 27,467 | ▲6.9 | 4,348 | 5.2 | 7,275 | ▲2.9 | 48,196 | 4.6 | 14,933 | 14.2 | |
| 30 | 28,043 | 2.1 | 3,948 | ▲9.2 | 7,291 | 0.2 | 48,322 | 0.3 | 17,444 | 16.8 | |
| 令.元 | 28,310 | 1.0 | 3,717 | ▲5.9 | 7,208 | ▲1.1 | 48,597 | 0.6 | 17,955 | 2.9 | |
| 平.31.1 | 2,504 | 8.8 | 256 | ▲8.9 | 182 | ▲10.3 | 5,502 | 3.0 | 958 | ▲15.6 | |
| 2 | 2,323 | ▲12.4 | 269 | 5.1 | 240 | 3.0 | 6,187 | ▲2.4 | 1,581 | 14.1 | |
| 3 | 2,652 | 6.8 | 250 | ▲2.7 | 346 | 21.0 | 7,010 | 0.8 | 1,539 | 1.3 | |
| 4 | 2,625 | ▲1.3 | 241 | 8.6 | 274 | 11.8 | 6,654 | 6.8 | 1,865 | 8.1 | |
| 令.元.5 | 2,699 | ▲1.9 | 207 | ▲12.3 | 3,411 | 2.4 | 2,308 | 17.5 | 1,528 | ▲14.8 | |
| 6 | 2,985 | 1.2 | 419 | ▲12.2 | 221 | 23.5 | 534 | 16.8 | 1,634 | ▲3.6 | |
| 7 | 2,674 | ▲8.4 | 473 | ▲1.9 | 39 | ▲7.1 | 1,977 | 12.8 | 1,670 | 29.1 | |
| 8 | 2,254 | 8.1 | 425 | ▲13.6 | 22 | 22.2 | 775 | 9.8 | 1,453 | ▲0.4 | |
| 9 | 1,839 | 12.2 | 252 | ▲6.7 | 1,665 | ▲12.1 | 869 | ▲12.6 | 1,438 | 23.4 | |
| 10 | 1,809 | 2.6 | 336 | 12.0 | 410 | 1.7 | 4,389 | ▲5.8 | 1,594 | 24.0 | |
| 11 | 1,842 | 11.1 | 287 | ▲15.1 | 366 | ▲12.9 | 6,503 | ▲4.3 | 1,408 | ▲28.5 | |
| 12 | 2,104 | ▲3.6 | 302 | ▲10.4 | 32 | ▲15.8 | 5,889 | ▲4.0 | 1,287 | 26.7 | |
| 令.2.1 | 2,835 | 13.2 | 222 | ▲13.3 | 182 | 0.0 | 5,814 | 5.7 | 1,332 | 39.0 | |
| 2 | 2,439 | 5.0 | 228 | ▲15.2 | 285 | 18.8 | 5,951 | ▲3.8 | 1,953 | 23.5 | |
| 3 | 2,417 | ▲8.9 | 286 | 14.4 | 473 | 36.7 | 7,275 | 3.8 | 1,763 | 14.6 | |
| 4 | 2,548 | ▲2.9 | 205 | ▲14.9 | 358 | 30.7 | 6,971 | 4.8 | 2,088 | 12.0 | |
| 5 | | | | | | | | | | | |
| 6 | | | | | | | | | | | |
| 7 | | | | | | | | | | | |
| 8 | | | | | | | | | | | |
| 9 | | | | | | | | | | | |
| 10 | | | | | | | | | | | |
| 11 | | | | | | | | | | | |
| 12 | | | | | | | | | | | |
| 4月計 | 10,239 | 1.3 | 941 | ▲7.4 | 1,298 | 24.6 | 26,011 | 2.6 | 7,136 | 20.1 | |

単位 { 生産量：t
増減率：%

| 製穀粉・同加工品(つづき) | | | | | | | | | | 区 分 |
|---------------|-------|--------|-------|---------|------|---------|------|---------|------|--------|
| 乾めん類(つづき) | | | | 即席めん類 | | | | | | |
| 日本そば | | そば粉使用量 | | 袋めん | | | カップ麺 | | | |
| t | 増減率 | t | 増減率 | t | 増減率 | t | 増減率 | t | 増減率 | |
| 30,094 | ▲3.7 | 12,458 | ▲6.6 | 363,324 | 0.6 | 167,798 | ▲1.2 | 195,526 | 2.2 | 平. 24 |
| 33,919 | 12.7 | 13,577 | 9.0 | 385,593 | 6.1 | 186,291 | 11.0 | 199,302 | 1.9 | 25 |
| 34,705 | 2.3 | 13,816 | 1.8 | 410,156 | 6.4 | 201,396 | 8.1 | 208,760 | 4.7 | 26 |
| 34,881 | 0.5 | 14,887 | 7.8 | 413,879 | 0.9 | 204,228 | 1.4 | 209,651 | 0.4 | 27 |
| 35,203 | 0.9 | 11,767 | ▲21.0 | 419,016 | 1.2 | 217,798 | 6.6 | 201,218 | ▲4.0 | 28 |
| 34,441 | ▲2.2 | 11,956 | 1.6 | 415,950 | ▲0.7 | 212,572 | ▲2.4 | 203,378 | 1.1 | 29 |
| 34,366 | ▲0.2 | 12,032 | 0.6 | 420,147 | 1.0 | 210,184 | ▲1.1 | 209,963 | 3.2 | 30 |
| 33,759 | ▲1.8 | 12,178 | 1.2 | 422,408 | 0.5 | 209,086 | ▲0.5 | 213,322 | 1.6 | 令. 元 |
| 1,934 | 17.8 | 666 | 16.8 | 35,103 | 6.3 | 16,948 | 1.1 | 18,155 | 11.8 | 平.31.1 |
| 2,247 | 17.9 | 688 | 9.9 | 36,080 | 1.3 | 17,912 | ▲1.6 | 18,168 | 4.4 | 2 |
| 2,965 | 9.9 | 1,001 | 6.9 | 38,280 | 3.4 | 19,179 | ▲1.6 | 19,101 | 9.0 | 3 |
| 3,275 | ▲7.4 | 1,199 | 1.8 | 38,689 | 7.7 | 18,987 | 7.1 | 19,702 | 8.3 | 4 |
| 3,262 | ▲8.5 | 1,149 | ▲6.2 | 35,438 | 6.5 | 17,133 | 4.5 | 18,305 | 8.5 | 令.元.5 |
| 3,174 | ▲13.5 | 1,144 | ▲9.4 | 33,904 | 1.3 | 17,197 | 2.8 | 16,707 | ▲0.2 | 6 |
| 3,570 | ▲6.2 | 1,229 | ▲1.3 | 32,014 | ▲1.1 | 15,919 | ▲1.3 | 16,095 | ▲0.9 | 7 |
| 2,260 | ▲15.3 | 810 | ▲5.7 | 31,836 | 1.3 | 16,143 | 4.3 | 15,693 | ▲1.6 | 8 |
| 2,555 | 5.8 | 924 | 17.4 | 33,804 | ▲1.7 | 17,288 | ▲1.1 | 16,516 | ▲2.4 | 9 |
| 2,805 | 9.2 | 1,045 | 8.6 | 35,757 | ▲2.3 | 17,085 | ▲4.5 | 18,672 | ▲0.3 | 10 |
| 3,192 | 1.9 | 1,205 | ▲2.4 | 34,816 | ▲6.2 | 17,499 | ▲7.7 | 17,317 | ▲4.7 | 11 |
| 2,520 | ▲8.8 | 1,118 | ▲2.5 | 36,687 | ▲8.1 | 17,796 | ▲6.1 | 18,891 | ▲9.9 | 12 |
| 2,171 | 12.3 | 788 | 18.3 | 33,291 | ▲5.2 | 15,785 | ▲6.9 | 17,506 | ▲3.6 | 令.2.1 |
| 2,267 | 0.9 | 780 | 13.4 | 34,663 | ▲3.9 | 16,968 | ▲5.3 | 17,695 | ▲2.6 | 2 |
| 2,995 | 1.0 | 1,110 | 10.9 | 39,375 | 2.9 | 19,897 | 3.7 | 19,478 | 2.0 | 3 |
| 3,943 | 20.4 | 1,480 | 23.4 | 39,533 | 2.2 | 19,902 | 4.8 | 19,631 | ▲0.4 | 4 |
| | | | | | | | | | | 5 |
| | | | | | | | | | | 6 |
| | | | | | | | | | | 7 |
| | | | | | | | | | | 8 |
| | | | | | | | | | | 9 |
| | | | | | | | | | | 10 |
| | | | | | | | | | | 11 |
| | | | | | | | | | | 12 |
| 11,376 | 9.2 | 4,158 | 17.0 | 146,862 | ▲0.9 | 72,552 | ▲0.6 | 74,310 | ▲1.1 | 4月計 |

(注7) 即席めん類：小麦粉使用量である。袋めんは中華めん、和風めん、欧風めんの計である。

| 区分 年月 | 製穀粉・同加工品(つづき) | | | | 調味料 | | | | | |
|----------|---------------|-------|---------|------|---------|------|---------|------|--------|-------|
| | 即席めん類(つづき) | | マカロニ類 | | 味噌 | | | | | |
| | そば粉使用量 | | | | 米みそ | | 麦みそ | | | |
| | t | 増減率 | t | 増減率 | t | 増減率 | t | 増減率 | t | 増減率 |
| 平.24 | 6,955 | 14.3 | 159,627 | ▲3.1 | 442,020 | ▲3.1 | 366,757 | ▲2.8 | 21,220 | 3.5 |
| 25 | 7,836 | 12.7 | 162,949 | 2.1 | 425,627 | ▲3.7 | 354,059 | ▲3.5 | 19,911 | ▲6.2 |
| 26 | 9,229 | 17.8 | 169,906 | 4.3 | 461,097 | 8.3 | 391,634 | 10.6 | 18,860 | ▲5.3 |
| 27 | 7,690 | ▲16.7 | 163,185 | ▲4.0 | 461,652 | 0.1 | 393,554 | 0.5 | 18,060 | ▲4.2 |
| 28 | 6,323 | ▲17.8 | 151,863 | ▲6.9 | 476,057 | 3.1 | 408,695 | 3.8 | 18,574 | 2.8 |
| 29 | 5,853 | ▲7.4 | 152,038 | 0.1 | 482,045 | 1.3 | 413,492 | 1.2 | 17,399 | ▲6.3 |
| 30 | 5,457 | ▲6.8 | 152,884 | 0.6 | 478,068 | ▲0.8 | 408,093 | ▲1.3 | 16,166 | ▲7.1 |
| 令.元 | 5,164 | ▲5.4 | 158,302 | 3.5 | 481,574 | 0.7 | 412,038 | 1.0 | 15,555 | ▲3.8 |
| 平.31.1 | 426 | 10.6 | 12,503 | 12.5 | 36,290 | 6.8 | 30,937 | 6.6 | 1,125 | 16.7 |
| 2 | 416 | ▲0.7 | 11,725 | 4.6 | 36,980 | ▲3.6 | 31,432 | ▲3.8 | 1,114 | ▲1.2 |
| 3 | 411 | ▲16.5 | 14,540 | 1.2 | 41,785 | ▲1.3 | 35,665 | ▲1.8 | 1,429 | 19.8 |
| 4 | 444 | ▲0.2 | 13,996 | 6.0 | 44,823 | 7.8 | 38,872 | 7.7 | 1,244 | 7.8 |
| 令.元.5 | 398 | ▲8.1 | 12,620 | ▲1.8 | 35,403 | ▲2.8 | 30,263 | ▲3.2 | 1,087 | 3.9 |
| 6 | 383 | ▲2.5 | 12,805 | ▲0.8 | 36,472 | ▲2.5 | 31,252 | ▲2.6 | 1,156 | ▲11.2 |
| 7 | 382 | 2.4 | 13,872 | 3.6 | 38,518 | 7.5 | 32,767 | 8.7 | 1,342 | ▲9.4 |
| 8 | 327 | 5.8 | 12,221 | 2.7 | 35,515 | ▲5.2 | 30,399 | ▲5.6 | 1,203 | ▲14.4 |
| 9 | 331 | 6.8 | 13,252 | 6.5 | 39,933 | 1.9 | 34,276 | 2.6 | 1,334 | ▲14.1 |
| 10 | 493 | ▲6.6 | 13,817 | 6.6 | 43,813 | ▲2.4 | 37,209 | ▲2.3 | 1,571 | ▲3.0 |
| 11 | 590 | ▲16.7 | 12,899 | 1.1 | 43,615 | ▲3.2 | 37,260 | ▲2.8 | 1,380 | ▲14.2 |
| 12 | 563 | ▲15.0 | 14,052 | 2.0 | 48,427 | 6.5 | 41,706 | 8.4 | 1,570 | ▲8.3 |
| 令.2.1 | 500 | 17.4 | 13,094 | 4.7 | 33,518 | ▲7.6 | 28,069 | ▲9.3 | 1,262 | 12.2 |
| 2 | 505 | 21.4 | 12,520 | 6.8 | 38,928 | 5.3 | 33,341 | 6.1 | 1,301 | 16.8 |
| 3 | 551 | 34.1 | 15,197 | 4.5 | 42,706 | 2.2 | 36,838 | 3.3 | 1,354 | ▲5.2 |
| 4 | 544 | 22.5 | 15,278 | 9.2 | 46,184 | 3.0 | 39,748 | 2.3 | 1,407 | 13.1 |
| 5 | | | | | | | | | | |
| 6 | | | | | | | | | | |
| 7 | | | | | | | | | | |
| 8 | | | | | | | | | | |
| 9 | | | | | | | | | | |
| 10 | | | | | | | | | | |
| 11 | | | | | | | | | | |
| 12 | | | | | | | | | | |
| 4月計 | 2,100 | 23.7 | 56,089 | 6.3 | 161,336 | 0.9 | 137,996 | 0.8 | 5,324 | 8.4 |

(注8)マカロニ類:製品重量に1.04を乗じた小麦粉使用量である。

単位 { 生産量：t、kl
増減率：%

| 調味料(つづき) | | | | | | | | | | 区 分 年月 |
|----------|-------|--------|-------|---------|------|---------|------|---------|-------|-----------|
| 味噌(つづき) | | | | しょうゆ等 | | | | | | |
| 豆みそ | | 調合みそ | | しょうゆ | | しょうゆ加工品 | | めん類等用つゆ | | |
| t | 増減率 | t | 増減率 | kl | 増減率 | kl | 増減率 | kl | 増減率 | |
| 22,650 | ▲10.3 | 31,393 | ▲5.0 | 807,060 | ▲2.3 | 61,243 | 0.1 | 165,833 | ▲0.5 | 平. 24 |
| 23,389 | 3.3 | 28,268 | ▲10.0 | 793,364 | ▲1.7 | 58,237 | ▲4.9 | 168,873 | 1.8 | 25 |
| 23,246 | ▲0.6 | 27,358 | ▲3.2 | 790,166 | ▲0.4 | 61,443 | 5.5 | 169,986 | 0.7 | 26 |
| 23,730 | 2.1 | 26,308 | ▲3.8 | 780,411 | ▲1.2 | 61,083 | ▲0.6 | 165,396 | ▲2.7 | 27 |
| 23,113 | ▲2.6 | 25,675 | ▲2.4 | 776,408 | ▲0.5 | 63,365 | 3.7 | 171,289 | 3.6 | 28 |
| 24,869 | 7.6 | 26,285 | 2.4 | 768,766 | ▲1.0 | 60,827 | ▲4.0 | 174,421 | 1.8 | 29 |
| 25,326 | 1.8 | 28,483 | 8.4 | 757,237 | ▲1.5 | 62,275 | 2.4 | 171,376 | ▲1.7 | 30 |
| 26,031 | 2.8 | 27,950 | ▲1.9 | 744,263 | ▲1.7 | 69,992 | 12.4 | 169,572 | ▲1.1 | 令. 元 |
| 1,922 | 14.5 | 2,306 | ▲0.3 | 48,935 | 0.9 | 4,323 | 9.5 | 8,326 | ▲2.6 | 平.31.1 |
| 2,046 | ▲2.9 | 2,388 | ▲1.9 | 54,681 | 1.0 | 5,056 | 15.2 | 11,519 | 10.1 | 2 |
| 2,231 | ▲3.8 | 2,460 | ▲2.7 | 63,864 | ▲3.7 | 5,287 | 9.0 | 15,823 | 0.2 | 3 |
| 2,163 | 12.5 | 2,544 | 6.4 | 71,046 | 7.7 | 6,296 | 36.3 | 17,060 | 2.8 | 4 |
| 1,903 | 9.9 | 2,150 | ▲10.2 | 56,559 | ▲7.4 | 5,000 | 17.7 | 16,023 | ▲10.1 | 令.元.5 |
| 1,846 | 6.0 | 2,218 | ▲2.5 | 60,393 | ▲4.6 | 5,056 | 12.4 | 17,171 | ▲5.2 | 6 |
| 2,207 | 10.2 | 2,202 | 0.2 | 65,966 | 0.5 | 5,753 | 27.4 | 18,131 | ▲5.3 | 7 |
| 1,912 | 6.6 | 2,001 | ▲4.1 | 57,974 | ▲4.6 | 5,477 | 1.7 | 13,088 | ▲5.4 | 8 |
| 2,236 | 2.0 | 2,087 | 1.4 | 59,724 | 1.9 | 5,604 | 8.0 | 11,183 | 7.1 | 9 |
| 2,636 | ▲1.6 | 2,397 | ▲4.5 | 63,635 | ▲1.2 | 6,371 | 6.8 | 12,266 | 7.9 | 10 |
| 2,398 | ▲6.8 | 2,577 | ▲0.0 | 65,066 | ▲5.4 | 6,823 | 3.6 | 13,274 | ▲0.5 | 11 |
| 2,531 | ▲2.0 | 2,620 | ▲3.6 | 76,420 | ▲4.0 | 8,946 | 10.8 | 15,708 | ▲1.2 | 12 |
| 1,879 | ▲2.2 | 2,308 | 0.1 | 48,368 | ▲1.2 | 4,481 | 3.7 | 9,541 | 14.6 | 令.2.1 |
| 1,893 | ▲7.5 | 2,393 | 0.2 | 52,603 | ▲3.8 | 4,862 | ▲3.8 | 11,275 | ▲2.1 | 2 |
| 2,098 | ▲6.0 | 2,416 | ▲1.8 | 62,484 | ▲2.2 | 5,428 | 2.7 | 16,469 | 4.1 | 3 |
| 2,155 | ▲0.4 | 2,874 | 13.0 | | | | | | | 4 |
| | | | | | | | | | | 5 |
| | | | | | | | | | | 6 |
| | | | | | | | | | | 7 |
| | | | | | | | | | | 8 |
| | | | | | | | | | | 9 |
| | | | | | | | | | | 10 |
| | | | | | | | | | | 11 |
| | | | | | | | | | | 12 |
| 8,025 | ▲4.0 | 9,991 | 3.0 | | | | | | | 4月計 |

(注9)しょうゆ等については、日本醤油協会調べ。

| 区 分 年月 | 調味料(つづき) | | コーヒー・茶系飲料 | | | | | | | |
|-----------|------------|------|------------|-------|-----------|-------|-----------|-------|-----------|-------|
| | しょうゆ等(つづき) | | 容器別 | | | | 品目別 | | | |
| | たれ類 | | 缶・びん詰 | | PETボトル | | コーヒー飲料等 | | | |
| | kl | 増減率 | kl | 増減率 | kl | 増減率 | kl | 増減率 | kl | 増減率 |
| 平. 24 | 63,882 | 1.3 | 8,381,900 | 2.8 | 3,167,848 | ▲3.7 | 5,214,051 | 7.1 | 2,950,100 | 1.7 |
| 25 | 65,893 | 3.1 | 8,445,600 | 0.8 | 3,052,412 | ▲3.6 | 5,393,188 | 3.4 | 2,952,400 | 0.1 |
| 26 | 64,899 | ▲1.5 | 8,459,400 | 0.2 | 3,243,071 | 6.2 | 5,216,329 | ▲3.3 | 2,976,900 | 0.8 |
| 27 | 64,856 | ▲0.1 | 8,714,400 | 3.0 | 2,914,354 | ▲10.1 | 5,800,046 | 11.2 | 2,978,200 | 0.0 |
| 28 | 71,242 | 9.8 | 9,173,000 | 5.3 | 2,933,368 | 0.7 | 6,239,632 | 7.6 | 3,051,102 | 2.4 |
| 29 | 72,318 | 1.5 | 9,518,800 | 3.8 | 2,997,158 | 2.2 | 6,521,642 | 4.5 | 3,137,702 | 2.8 |
| 30 | 74,015 | 2.3 | 9,876,300 | 3.8 | 2,937,534 | ▲2.0 | 6,938,766 | 6.4 | 3,284,000 | 4.7 |
| 令. 元 | 80,604 | 8.9 | 10,049,100 | 1.7 | 2,445,716 | ▲16.7 | 7,603,384 | 9.6 | 3,312,400 | 0.9 |
| 平.31.1 | 5,227 | 11.8 | 654,245 | 7.8 | 204,871 | ▲2.2 | 449,374 | 12.9 | 213,187 | 10.2 |
| 2 | 5,983 | 10.5 | 648,606 | 6.9 | 214,049 | ▲16.4 | 434,557 | 21.8 | 238,552 | 11.3 |
| 3 | 6,575 | 7.5 | 760,288 | 0.6 | 216,507 | ▲8.6 | 543,781 | 5.1 | 269,811 | 6.9 |
| 4 | 8,154 | 19.6 | 965,271 | ▲4.7 | 200,397 | ▲4.4 | 764,874 | ▲4.9 | 335,937 | 3.7 |
| 令.元.5 | 5,666 | ▲0.1 | 981,038 | ▲2.6 | 186,607 | ▲6.2 | 794,431 | ▲1.3 | 329,571 | 2.6 |
| 6 | 6,298 | 3.8 | 1,010,627 | ▲2.7 | 210,166 | ▲14.5 | 800,461 | 1.4 | 351,787 | 2.9 |
| 7 | 6,990 | 10.7 | 996,294 | ▲4.3 | 192,449 | ▲10.5 | 803,845 | ▲2.4 | 316,970 | 2.1 |
| 8 | 7,624 | 21.2 | 991,052 | 2.9 | 206,589 | ▲9.5 | 784,463 | 7.5 | 283,032 | 3.4 |
| 9 | 6,039 | 8.9 | 831,682 | 2.9 | 186,482 | ▲9.0 | 645,200 | 7.7 | 242,936 | 12.8 |
| 10 | 6,927 | 3.8 | 744,032 | 0.0 | 207,696 | ▲10.4 | 536,336 | 5.2 | 233,691 | 8.1 |
| 11 | 7,215 | 8.8 | 737,171 | 1.5 | 226,674 | ▲19.5 | 510,497 | 13.7 | 242,770 | 5.2 |
| 12 | 7,906 | 1.5 | 728,794 | 1.0 | 193,229 | ▲5.7 | 535,565 | 4.2 | 254,156 | 10.5 |
| 令.2.1 | 5,438 | 4.0 | 656,726 | 0.4 | 189,543 | ▲7.5 | 467,183 | 4.0 | 256,551 | 20.3 |
| 2 | 5,478 | ▲8.4 | 697,423 | 7.5 | 204,263 | ▲4.6 | 493,160 | 13.5 | 268,964 | 12.7 |
| 3 | 6,491 | ▲1.3 | 764,710 | 0.6 | 211,746 | ▲2.2 | 552,964 | 1.7 | 284,989 | 5.6 |
| 4 | | | 732,858 | ▲24.1 | 199,399 | ▲0.5 | 533,459 | ▲30.3 | 264,761 | ▲21.2 |
| 5 | | | | | | | | | | |
| 6 | | | | | | | | | | |
| 7 | | | | | | | | | | |
| 8 | | | | | | | | | | |
| 9 | | | | | | | | | | |
| 10 | | | | | | | | | | |
| 11 | | | | | | | | | | |
| 12 | | | | | | | | | | |
| 4月計 | | | 2,851,717 | ▲5.8 | 804,951 | ▲3.7 | 2,046,766 | ▲6.7 | 1,075,265 | 1.7 |

単位 { 生産量 : t、kl
増減率 : %

| コーヒー・茶系飲料(つづき) | | | | | | | | | | 区 分 |
|----------------|-------|-----------|-------|---------|-------|-----------|-------|-----------|-------|--------|
| 品目別(つづき) | | | | | | | | | | |
| 紅茶飲料 | | 緑茶飲料 | | ウーロン茶飲料 | | 麦茶飲料 | | その他茶系飲料 | | 年 月 |
| 増減率 | | 増減率 | | 増減率 | | 増減率 | | 増減率 | | |
| kl | % | kl | % | kl | % | kl | % | kl | % | |
| 1,095,800 | ▲2.5 | 2,310,100 | 3.7 | 742,800 | ▲2.0 | 355,400 | 19.9 | 927,700 | 9.2 | 平. 24 |
| 1,014,200 | ▲7.4 | 2,436,900 | 5.5 | 711,600 | ▲4.2 | 424,500 | 19.4 | 906,000 | ▲2.3 | 25 |
| 960,800 | ▲5.3 | 2,463,501 | 1.1 | 648,201 | ▲8.9 | 540,200 | 27.3 | 869,800 | ▲4.0 | 26 |
| 955,500 | ▲0.6 | 2,611,700 | 6.0 | 676,000 | 4.3 | 644,300 | 19.3 | 848,700 | ▲2.4 | 27 |
| 963,300 | 0.8 | 2,793,000 | 6.9 | 632,799 | ▲6.4 | 759,601 | 17.9 | 973,200 | 14.7 | 28 |
| 1,040,900 | 8.1 | 2,875,100 | 2.9 | 623,200 | ▲1.5 | 823,700 | 8.4 | 1,018,200 | 4.6 | 29 |
| 1,045,900 | 0.5 | 2,960,900 | 3.0 | 576,200 | ▲7.5 | 1,023,700 | 24.3 | 985,600 | ▲3.2 | 30 |
| 1,198,600 | 14.6 | 2,969,500 | 0.3 | 534,500 | ▲7.2 | 1,106,100 | 8.0 | 928,000 | ▲5.8 | 令. 元 |
| 97,792 | 4.9 | 186,184 | 9.5 | 44,191 | ▲10.0 | 48,184 | 13.8 | 64,707 | 9.3 | 平.31.1 |
| 81,046 | ▲7.9 | 180,156 | 7.9 | 39,838 | 9.1 | 52,099 | 9.3 | 56,915 | 0.5 | 2 |
| 100,231 | ▲9.8 | 222,492 | ▲10.2 | 38,740 | 16.3 | 59,455 | 20.3 | 69,559 | ▲2.2 | 3 |
| 94,826 | ▲13.7 | 282,966 | ▲10.8 | 53,527 | ▲12.9 | 99,938 | 9.1 | 98,077 | ▲11.7 | 4 |
| 110,541 | ▲9.8 | 298,060 | ▲8.0 | 51,757 | ▲4.6 | 112,213 | 10.1 | 78,896 | ▲8.3 | 令.元.5 |
| 93,394 | ▲9.1 | 302,391 | ▲10.1 | 51,185 | ▲5.1 | 125,551 | 16.0 | 86,319 | ▲10.9 | 6 |
| 92,388 | ▲12.3 | 306,191 | ▲5.2 | 38,904 | ▲8.6 | 151,827 | ▲6.4 | 90,014 | ▲9.4 | 7 |
| 106,460 | 5.9 | 298,908 | 2.4 | 49,189 | ▲6.5 | 156,234 | 13.4 | 97,229 | ▲8.2 | 8 |
| 109,031 | 0.9 | 241,728 | ▲4.2 | 44,600 | 5.6 | 111,530 | 9.3 | 81,857 | ▲12.3 | 9 |
| 108,583 | ▲10.9 | 220,211 | ▲5.4 | 41,191 | 8.4 | 70,465 | 12.3 | 69,891 | ▲11.2 | 10 |
| 103,553 | ▲6.9 | 213,131 | ▲2.7 | 43,454 | 9.2 | 66,835 | 14.2 | 67,428 | ▲4.2 | 11 |
| 100,755 | ▲4.2 | 217,082 | ▲5.2 | 37,924 | 9.1 | 51,769 | ▲5.3 | 67,108 | ▲7.5 | 12 |
| 72,702 | ▲25.7 | 172,584 | ▲7.3 | 43,581 | ▲1.4 | 50,578 | 5.0 | 60,730 | ▲6.1 | 令.2.1 |
| 80,985 | ▲0.1 | 189,675 | 5.3 | 42,175 | 5.9 | 54,287 | 4.2 | 61,338 | 7.8 | 2 |
| 85,905 | ▲14.3 | 220,492 | ▲0.9 | 38,843 | 0.3 | 70,477 | 18.5 | 64,003 | ▲8.0 | 3 |
| 87,334 | ▲7.9 | 200,100 | ▲29.3 | 37,425 | ▲30.1 | 80,479 | ▲19.5 | 62,759 | ▲36.0 | 4 |
| | | | | | | | | | | 5 |
| | | | | | | | | | | 6 |
| | | | | | | | | | | 7 |
| | | | | | | | | | | 8 |
| | | | | | | | | | | 9 |
| | | | | | | | | | | 10 |
| | | | | | | | | | | 11 |
| | | | | | | | | | | 12 |
| 326,926 | ▲12.6 | 782,851 | ▲10.2 | 162,024 | ▲8.1 | 255,821 | ▲1.5 | 248,830 | ▲14.0 | 4月計 |

| 区分 年月 | 菓子 | | | | | | | | | |
|----------|---------|------|--------|------|---------|------|---------|-------|--------|-------|
| | 米菓 | | | | | | ビスケット | | | |
| | | | あられ | | せんべい | | | | ハード系 | |
| | t | 増減率 | t | 増減率 | t | 増減率 | t | 増減率 | t | 増減率 |
| 平. 24 | 224,755 | ▲1.2 | 96,676 | ▲3.5 | 128,079 | 0.6 | 239,499 | ▲1.4 | 46,185 | ▲2.7 |
| 25 | 216,524 | ▲3.7 | 91,471 | ▲5.4 | 125,053 | ▲2.4 | 236,552 | ▲1.2 | 40,817 | ▲11.6 |
| 26 | 216,676 | 0.1 | 93,228 | 1.9 | 123,448 | ▲1.3 | 244,383 | 3.3 | 42,744 | 4.7 |
| 27 | 220,350 | 1.7 | 94,995 | 1.9 | 125,355 | 1.5 | 258,919 | 5.9 | 43,186 | 1.0 |
| 28 | 217,687 | ▲1.2 | 92,310 | ▲2.8 | 125,377 | 0.0 | 257,579 | ▲0.5 | 41,713 | ▲3.4 |
| 29 | 222,868 | 2.4 | 92,200 | ▲0.1 | 130,668 | 4.2 | 251,959 | ▲2.2 | 40,776 | ▲2.2 |
| 30 | 221,481 | ▲0.6 | 93,504 | 1.4 | 127,977 | ▲2.1 | 259,395 | 3.0 | 41,624 | 2.1 |
| 令. 元 | 221,796 | 0.1 | 92,259 | ▲1.3 | 129,537 | 1.2 | 252,278 | ▲2.7 | 39,605 | ▲4.9 |
| 平.31.1 | 16,848 | 0.7 | 6,895 | ▲2.9 | 9,953 | 3.4 | 18,219 | ▲9.1 | 3,022 | ▲4.6 |
| 2 | 18,258 | ▲2.2 | 7,492 | ▲4.3 | 10,766 | ▲0.7 | 20,714 | ▲5.2 | 3,357 | 2.7 |
| 3 | 20,161 | ▲3.8 | 8,413 | ▲4.7 | 11,748 | ▲3.1 | 22,700 | ▲10.1 | 3,407 | ▲13.8 |
| 4 | 19,149 | 1.8 | 7,792 | 1.0 | 11,357 | 2.4 | 22,896 | 4.9 | 3,682 | 6.3 |
| 令.元.5 | 17,614 | ▲0.3 | 7,277 | 1.6 | 10,337 | ▲1.6 | 19,694 | ▲4.1 | 3,171 | 2.6 |
| 6 | 17,809 | ▲0.7 | 7,212 | ▲3.4 | 10,597 | 1.2 | 18,925 | ▲3.9 | 2,939 | ▲14.0 |
| 7 | 18,258 | 2.5 | 7,649 | ▲0.1 | 10,609 | 4.4 | 21,299 | 4.9 | 3,601 | 11.3 |
| 8 | 16,534 | ▲1.5 | 6,668 | ▲4.4 | 9,866 | 0.6 | 19,346 | ▲5.2 | 2,800 | ▲12.3 |
| 9 | 17,880 | 2.8 | 7,431 | 1.1 | 10,449 | 4.1 | 20,609 | 0.1 | 3,605 | 5.8 |
| 10 | 18,490 | 2.0 | 7,702 | 2.0 | 10,788 | 2.0 | 22,451 | ▲3.5 | 3,399 | ▲11.3 |
| 11 | 19,910 | ▲0.0 | 8,615 | ▲0.3 | 11,295 | 0.2 | 22,834 | ▲0.9 | 3,443 | ▲16.6 |
| 12 | 20,885 | 1.0 | 9,113 | ▲1.3 | 11,772 | 2.8 | 22,591 | 0.3 | 3,179 | ▲8.2 |
| 令.2.1 | 17,052 | 1.2 | 7,234 | 4.9 | 9,818 | ▲1.4 | 19,239 | 5.6 | 2,995 | ▲0.9 |
| 2 | 17,770 | ▲2.7 | 7,451 | ▲0.5 | 10,319 | ▲4.2 | 20,743 | 0.1 | 3,207 | ▲4.5 |
| 3 | 20,713 | 2.7 | 8,529 | 1.4 | 12,184 | 3.7 | 23,071 | 1.6 | 3,570 | 4.8 |
| 4 | 20,612 | 7.6 | 8,332 | 6.9 | 12,280 | 8.1 | 23,277 | 1.7 | 3,522 | ▲4.3 |
| 5 | | | | | | | | | | |
| 6 | | | | | | | | | | |
| 7 | | | | | | | | | | |
| 8 | | | | | | | | | | |
| 9 | | | | | | | | | | |
| 10 | | | | | | | | | | |
| 11 | | | | | | | | | | |
| 12 | | | | | | | | | | |
| 4月計 | 76,147 | 2.3 | 31,546 | 3.1 | 44,601 | 1.8 | 86,330 | 2.1 | 13,294 | ▲1.3 |

単位 { 生産量：t
増減率：%

| 菓子(つづき) | | | | | | | | 調理食品類 | | 区 分 |
|-------------------|-------|--------|-------|-------|-------|---------|------|---------|------|--------|
| ビスケット(つづき) | | | | | | | | 加工米飯 | | |
| ソフト系 (クッキーを含む) | | クラッカー系 | | 乾パン | | パイ加工その他 | | | | 年 月 |
| t | 増減率 | t | 増減率 | t | 増減率 | t | 増減率 | t | 増減率 | |
| 80,659 | 0.5 | 17,551 | ▲5.0 | 3,195 | ▲1.9 | 91,909 | ▲1.5 | 287,781 | 9.0 | 平. 24 |
| 81,043 | 0.5 | 18,636 | 6.2 | 2,702 | ▲15.4 | 93,354 | 1.6 | 324,230 | 12.7 | 25 |
| 79,468 | ▲1.9 | 19,459 | 4.4 | 2,692 | ▲0.4 | 100,020 | 7.1 | 340,660 | 5.1 | 26 |
| 87,752 | 10.4 | 19,763 | 1.6 | 2,696 | 0.1 | 105,522 | 5.5 | 349,424 | 2.6 | 27 |
| 84,712 | ▲3.5 | 18,464 | ▲6.6 | 3,719 | 37.9 | 108,971 | 3.3 | 346,708 | ▲0.8 | 28 |
| 82,348 | ▲2.8 | 13,821 | ▲25.1 | 3,200 | ▲14.0 | 111,814 | 2.6 | 373,142 | 7.6 | 29 |
| 88,111 | 7.0 | 8,385 | ▲39.3 | 3,064 | ▲4.3 | 118,211 | 5.7 | 390,170 | 4.6 | 30 |
| 84,015 | ▲4.6 | 8,105 | ▲3.3 | 2,880 | ▲6.0 | 117,673 | ▲0.5 | 398,750 | 2.2 | 令. 元 |
| 5,939 | ▲9.8 | 514 | ▲24.1 | 230 | ▲9.8 | 8,514 | ▲9.1 | 30,476 | 8.1 | 平.31.1 |
| 7,000 | ▲11.0 | 675 | ▲0.9 | 287 | 4.4 | 9,395 | ▲3.8 | 31,570 | 7.4 | 2 |
| 7,323 | ▲18.8 | 829 | 11.4 | 284 | ▲4.7 | 10,857 | ▲3.4 | 33,936 | 1.6 | 3 |
| 7,878 | 5.0 | 845 | 17.0 | 248 | 6.0 | 10,243 | 3.4 | 33,843 | 2.8 | 4 |
| 6,862 | ▲8.7 | 567 | ▲26.6 | 217 | 4.3 | 8,877 | ▲0.8 | 29,189 | ▲0.5 | 令.元.5 |
| 6,772 | ▲3.4 | 608 | ▲14.0 | 215 | ▲13.7 | 8,391 | 0.9 | 31,511 | ▲4.5 | 6 |
| 7,155 | ▲1.8 | 676 | 1.7 | 247 | ▲4.6 | 9,620 | 8.5 | 33,418 | 2.4 | 7 |
| 6,551 | ▲3.4 | 633 | ▲8.1 | 237 | ▲7.1 | 9,125 | ▲3.7 | 32,405 | ▲0.6 | 8 |
| 6,889 | ▲0.5 | 544 | ▲6.4 | 228 | ▲10.9 | 9,343 | ▲0.8 | 34,385 | 3.8 | 9 |
| 7,270 | ▲1.6 | 638 | ▲3.8 | 245 | ▲7.5 | 10,899 | ▲2.0 | 37,558 | 7.2 | 10 |
| 7,136 | 3.9 | 762 | 8.4 | 246 | ▲1.6 | 11,247 | 1.3 | 35,187 | ▲0.2 | 11 |
| 7,240 | ▲1.6 | 814 | 4.2 | 196 | ▲24.6 | 11,162 | 4.6 | 35,272 | ▲0.1 | 12 |
| 5,982 | 0.7 | 531 | 3.3 | 251 | 9.1 | 9,480 | 11.3 | 30,544 | 0.2 | 令.2.1 |
| 6,565 | ▲6.2 | 553 | ▲18.1 | 291 | 1.4 | 10,127 | 7.8 | 34,397 | 9.0 | 2 |
| 7,722 | 5.4 | 753 | ▲9.2 | 315 | 10.9 | 10,711 | ▲1.3 | 39,490 | 16.4 | 3 |
| 7,185 | ▲8.8 | 872 | 3.2 | 343 | 38.3 | 11,355 | 10.9 | 36,225 | 7.0 | 4 |
| | | | | | | | | | | 5 |
| | | | | | | | | | | 6 |
| | | | | | | | | | | 7 |
| | | | | | | | | | | 8 |
| | | | | | | | | | | 9 |
| | | | | | | | | | | 10 |
| | | | | | | | | | | 11 |
| | | | | | | | | | | 12 |
| 27,454 | ▲2.4 | 2,709 | ▲5.4 | 1,200 | 14.4 | 41,673 | 6.8 | 140,656 | 8.3 | 4月計 |

| 区分 年月 | 調理食品類(つづき) | | | | | | | | | |
|----------|------------|-------|---------|------|---------|------|-------|-------|-------|-------|
| | 加工米飯(つづき) | | | | | | | | | |
| | レトルト米飯 | | 無菌包装米飯 | | 冷凍米飯 | | チルド米飯 | | 缶詰米飯 | |
| | 増減率 | 増減率 | 増減率 | 増減率 | 増減率 | 増減率 | 増減率 | 増減率 | 増減率 | |
| | t | % | t | % | t | % | t | % | t | % |
| 平.24 | 25,356 | ▲5.4 | 116,999 | 6.2 | 134,574 | 14.9 | 4,232 | 19.0 | 826 | ▲19.8 |
| 25 | 30,601 | 20.7 | 127,749 | 9.2 | 155,609 | 15.6 | 5,100 | 20.5 | 1,048 | 26.9 |
| 26 | 33,270 | 8.7 | 136,092 | 6.5 | 160,038 | 2.8 | 5,361 | 5.1 | 1,212 | 15.6 |
| 27 | 30,685 | ▲7.8 | 136,886 | 0.6 | 171,501 | 7.2 | 4,765 | ▲11.1 | 1,094 | ▲9.7 |
| 28 | 27,856 | ▲9.2 | 145,326 | 6.2 | 163,017 | ▲4.9 | 4,916 | 3.2 | 543 | ▲50.4 |
| 29 | 27,807 | ▲0.2 | 161,068 | 10.8 | 174,025 | 6.8 | 4,832 | ▲1.7 | 526 | ▲3.1 |
| 30 | 28,163 | 1.3 | 170,218 | 5.7 | 181,559 | 4.3 | 4,845 | 0.3 | 553 | 5.1 |
| 令.元 | 27,474 | ▲2.4 | 182,797 | 7.4 | 178,068 | ▲1.9 | 4,520 | ▲6.7 | 526 | ▲4.9 |
| 平.31.1 | 1,585 | ▲6.7 | 13,904 | 6.9 | 13,901 | 11.7 | 371 | ▲4.9 | 51 | 10.9 |
| 2 | 1,998 | ▲9.4 | 13,845 | 7.3 | 14,729 | 9.8 | 344 | 3.9 | 59 | 20.4 |
| 3 | 2,178 | ▲15.5 | 15,549 | 7.7 | 15,385 | ▲1.5 | 377 | ▲5.0 | 70 | 59.1 |
| 4 | 2,226 | ▲0.4 | 16,556 | 15.6 | 14,298 | ▲8.7 | 433 | 4.1 | 30 | ▲31.8 |
| 令.元.5 | 1,807 | 5.7 | 13,316 | 6.3 | 13,420 | ▲7.1 | 316 | ▲4.5 | 36 | ▲16.3 |
| 6 | 2,154 | 5.1 | 13,878 | ▲1.2 | 14,811 | ▲9.0 | 321 | 0.9 | 41 | ▲2.4 |
| 7 | 2,274 | 6.6 | 14,406 | 1.0 | 15,893 | 3.3 | 369 | ▲13.4 | 49 | ▲14.0 |
| 8 | 2,215 | ▲7.1 | 14,693 | 1.5 | 14,758 | ▲1.4 | 339 | ▲11.9 | 36 | ▲21.7 |
| 9 | 1,843 | ▲14.5 | 16,111 | 12.1 | 15,614 | ▲0.8 | 387 | ▲13.6 | 39 | ▲2.5 |
| 10 | 3,111 | 18.4 | 17,195 | 15.0 | 16,225 | ▲1.3 | 452 | 4.1 | 36 | ▲18.2 |
| 11 | 2,827 | 2.8 | 16,383 | 5.4 | 15,057 | ▲5.7 | 398 | ▲12.7 | 36 | ▲10.0 |
| 12 | 3,256 | ▲10.5 | 16,961 | 10.2 | 13,977 | ▲8.2 | 413 | ▲19.5 | 43 | ▲25.9 |
| 令.2.1 | 1,667 | 5.2 | 14,289 | 2.8 | 13,627 | ▲2.0 | 336 | ▲9.4 | 45 | ▲11.8 |
| 2 | 2,758 | 38.0 | 15,644 | 13.0 | 15,002 | 1.9 | 345 | 0.3 | 46 | ▲22.0 |
| 3 | 3,835 | 76.1 | 19,094 | 22.8 | 15,793 | 2.7 | 349 | ▲7.4 | 38 | ▲45.7 |
| 4 | 2,296 | 3.1 | 18,096 | 9.3 | 15,209 | 6.4 | 371 | ▲14.3 | 23 | ▲23.3 |
| 5 | | | | | | | | | | |
| 6 | | | | | | | | | | |
| 7 | | | | | | | | | | |
| 8 | | | | | | | | | | |
| 9 | | | | | | | | | | |
| 10 | | | | | | | | | | |
| 11 | | | | | | | | | | |
| 12 | | | | | | | | | | |
| 4月計 | 10,556 | 32.2 | 67,123 | 12.1 | 59,631 | 2.3 | 1,401 | ▲8.1 | 152 | ▲27.6 |

単位 { 生産量 : t
増減率 : %

| 調理食品類(つづき) | | | | 区 分 |
|------------|-------|--------|-------|--------|
| 加工米飯(つづき) | | 包装もち | | |
| 乾燥米飯 | | | | 年 月 |
| t | 増減率 % | t | 増減率 % | |
| 5,794 | 7.2 | 57,970 | ▲2.2 | 平. 24 |
| 4,124 | ▲28.8 | 57,969 | ▲0.0 | 25 |
| 4,687 | 13.7 | 58,660 | 1.2 | 26 |
| 4,493 | ▲4.1 | 58,950 | 0.5 | 27 |
| 5,050 | 12.4 | 63,096 | 7.0 | 28 |
| 4,884 | ▲3.3 | 58,653 | ▲7.0 | 29 |
| 4,832 | ▲1.1 | 59,536 | 1.5 | 30 |
| 5,365 | 11.0 | 60,894 | 2.3 | 令. 元 |
| 664 | 11.2 | 2,882 | 14.5 | 平.31.1 |
| 595 | 18.5 | 3,017 | 4.2 | 2 |
| 377 | 19.7 | 3,196 | ▲15.6 | 3 |
| 300 | 23.5 | 3,207 | 11.1 | 4 |
| 294 | 5.0 | 3,699 | 1.6 | 令.元.5 |
| 306 | 11.7 | 4,677 | 10.3 | 6 |
| 427 | 16.7 | 5,391 | 18.4 | 7 |
| 364 | 4.9 | 4,832 | 3.9 | 8 |
| 391 | 5.4 | 6,568 | 13.3 | 9 |
| 539 | 2.9 | 7,339 | ▲6.2 | 10 |
| 486 | ▲6.4 | 8,299 | ▲3.2 | 11 |
| 622 | 25.9 | 7,787 | ▲4.7 | 12 |
| 580 | ▲12.7 | 2,533 | ▲12.1 | 令.2.1 |
| 602 | 1.2 | 2,835 | ▲6.0 | 2 |
| 381 | 1.1 | 3,733 | 16.8 | 3 |
| 230 | ▲23.3 | 4,486 | 39.9 | 4 |
| | | | | 5 |
| | | | | 6 |
| | | | | 7 |
| | | | | 8 |
| | | | | 9 |
| | | | | 10 |
| | | | | 11 |
| | | | | 12 |
| 1,793 | ▲7.4 | 13,587 | 10.4 | 4月計 |

(注10)包装もちについては、全国餅工業協同組合調べ。

2 在庫量

単位：t、kl

| 区分 年月 | 畜産食料品 | | | | 水産食料品 | | | |
|----------|---------------|--------------|-------|-----|-----------|-------|--------|---|
| | はっ酵乳 (非乳業) | 乳酸菌飲料類(非乳業) | | | ちくわ・かまぼこ類 | | | |
| | | 乳製品 乳酸菌飲料 | 乳酸菌飲料 | | ちくわ | 板かまぼこ | 包装かまぼこ | |
| | kl | kl | kl | kl | t | t | t | t |
| 平. 24 | 559 | 4,132 | 4,018 | 114 | 4,657 | 505 | 7 | 0 |
| 25 | 697 | 4,967 | 4,423 | 544 | 5,393 | 367 | 255 | 0 |
| 26 | 678 | 6,262 | 5,532 | 731 | 4,827 | 438 | 241 | 0 |
| 27 | 1,433 | 6,328 | 5,683 | 646 | 6,832 | 505 | 269 | 0 |
| 28 | 1,424 | 5,420 | 5,044 | 376 | 5,341 | 442 | 329 | 0 |
| 29 | 987 | 6,942 | 6,485 | 457 | 4,406 | 486 | 259 | 0 |
| 30 | 979 | 5,875 | 5,510 | 365 | 4,246 | 431 | 287 | 0 |
| 令. 元 | 879 | 5,775 | 5,299 | 476 | 4,589 | 445 | 320 | 0 |
| 平.31.1 | 1,196 | 5,759 | 5,323 | 436 | 4,211 | 464 | 280 | 0 |
| 2 | 1,287 | 5,318 | 5,134 | 184 | 4,411 | 544 | 238 | 0 |
| 3 | 1,474 | 5,588 | 5,206 | 382 | 4,732 | 574 | 222 | 0 |
| 4 | 1,363 | 5,696 | 5,187 | 509 | 4,841 | 506 | 218 | 0 |
| 令.元.5 | 1,466 | 5,568 | 5,100 | 468 | 5,277 | 575 | 237 | 0 |
| 6 | 1,420 | 5,615 | 5,167 | 448 | 5,342 | 544 | 238 | 0 |
| 7 | 1,416 | 5,272 | 4,770 | 502 | 4,981 | 531 | 251 | 0 |
| 8 | 1,409 | 5,394 | 4,924 | 470 | 5,363 | 512 | 295 | 0 |
| 9 | 1,459 | 5,366 | 4,849 | 517 | 5,392 | 531 | 296 | 0 |
| 10 | 1,191 | 6,096 | 5,574 | 522 | 5,656 | 630 | 344 | 0 |
| 11 | 1,584 | 5,614 | 5,165 | 449 | 6,014 | 607 | 434 | 0 |
| 12 | 879 | 5,775 | 5,299 | 476 | 4,589 | 445 | 320 | 0 |
| 令.2.1 | 1,370 | 6,329 | 5,931 | 398 | 4,632 | 407 | 204 | 0 |
| 2 | 1,476 | 5,411 | 4,870 | 541 | 5,662 | 393 | 257 | 0 |
| 3 | 1,551 | 6,046 | 5,579 | 467 | 4,742 | 352 | 231 | 0 |
| 4 | 998 | 5,932 | 5,531 | 401 | 4,931 | 350 | 179 | 0 |
| 5 | | | | | | | | |
| 6 | | | | | | | | |
| 7 | | | | | | | | |
| 8 | | | | | | | | |
| 9 | | | | | | | | |
| 10 | | | | | | | | |
| 11 | | | | | | | | |
| 12 | | | | | | | | |

単位：t、kl

| 区分 年月 | 水産食料品(つづき) | | | 乾燥野菜 | コーヒー・茶系飲料 | | | めん類 |
|----------|--------------|--------|--------------|-------|-----------|---------|----------------|--------|
| | ちくわ・蒲鉾類(つづき) | | | | 缶・びん詰 | PETボトル | 乾めん製品 月末在庫量 | |
| | なると・ はんぺん | あげかまぼこ | その他の かまぼこ | | | | | t |
| 平. 24 | 306 | 2,107 | 1,731 | 2,001 | 331,193 | 162,694 | 168,499 | 14,249 |
| 25 | 412 | 2,122 | 2,237 | 899 | 349,739 | 163,020 | 186,718 | 17,100 |
| 26 | 327 | 1,874 | 1,946 | 1,804 | 365,575 | 158,391 | 207,183 | 20,829 |
| 27 | 332 | 2,806 | 2,920 | 1,777 | 467,257 | 174,930 | 292,327 | 20,262 |
| 28 | 347 | 1,825 | 2,399 | 892 | 547,575 | 169,591 | 377,984 | 19,352 |
| 29 | 179 | 1,336 | 2,146 | 1,784 | 682,419 | 153,602 | 528,817 | 17,919 |
| 30 | 345 | 1,541 | 1,642 | 1,783 | 697,824 | 145,830 | 551,994 | 17,062 |
| 令. 元 | 479 | 1,365 | 1,980 | 1,785 | 724,721 | 117,379 | 607,342 | 16,012 |
| 平.31.1 | 316 | 1,471 | 1,680 | 1,779 | 733,529 | 135,311 | 598,218 | 19,563 |
| 2 | 322 | 1,323 | 1,984 | 1,789 | 718,054 | 130,367 | 587,687 | 20,457 |
| 3 | 239 | 1,144 | 2,553 | 1,781 | 685,980 | 131,085 | 554,895 | 22,876 |
| 4 | 212 | 1,217 | 2,688 | 1,789 | 703,178 | 124,514 | 578,664 | 21,842 |
| 令.元.5 | 204 | 1,146 | 3,115 | 1,784 | 701,077 | 122,758 | 578,319 | 19,978 |
| 6 | 213 | 1,044 | 3,303 | 1,785 | 709,650 | 118,686 | 590,964 | 15,422 |
| 7 | 207 | 1,123 | 2,869 | 1,776 | 702,147 | 110,894 | 591,253 | 9,990 |
| 8 | 247 | 1,282 | 3,027 | 1,786 | 680,224 | 122,656 | 557,568 | 9,181 |
| 9 | 315 | 1,390 | 2,860 | 1,781 | 680,608 | 112,732 | 567,876 | 9,640 |
| 10 | 307 | 1,383 | 2,992 | 1,789 | 677,540 | 117,886 | 559,654 | 9,417 |
| 11 | 443 | 1,335 | 3,195 | 1,782 | 731,840 | 119,610 | 612,230 | 12,341 |
| 12 | 479 | 1,365 | 1,980 | 1,785 | 724,721 | 117,379 | 607,342 | 16,012 |
| 令.2.1 | 542 | 1,293 | 2,186 | 1,784 | 716,440 | 102,069 | 614,371 | 18,176 |
| 2 | 365 | 2,139 | 2,508 | 1,785 | 730,373 | 104,422 | 625,951 | 20,882 |
| 3 | 285 | 989 | 2,885 | 1,787 | 747,406 | 107,079 | 640,327 | 21,331 |
| 4 | 257 | 1,034 | 3,111 | 1,779 | 726,881 | 104,330 | 622,551 | 20,407 |
| 5 | | | | | | | | |
| 6 | | | | | | | | |
| 7 | | | | | | | | |
| 8 | | | | | | | | |
| 9 | | | | | | | | |
| 10 | | | | | | | | |
| 11 | | | | | | | | |
| 12 | | | | | | | | |

【利用者のために】

調査方法の概要

この調査は、農林水産省が、食品産業の動向を把握するため、調査の企画・立案から調査の実施・分析に係る業務を一体として一般社団法人食品需給研究センターに請け負わせて実施しているもので、本報告は、毎月調査している食品製造業8部門の品目別生産量の速報値です。

確報値は、速報値公表の3カ月後に公表される月報に掲載いたします。なお、「ちくわ・かまぼこ類」及び「コーヒー・茶系飲料」の1～12月の月次及び年次の確報値は、関係データを入手後、それぞれ以下の月報に掲載いたします。

◎ちくわ・かまぼこ類……翌年12月もしくは翌々年1月公表の月報

◎コーヒー・茶系飲料……翌年4月もしくは翌年5月公表の月報

- 調査時点……………令和2年4月
- 調査方法……………メールによる定点調査
- 調査対象企業・団体……………食品製造業 計556社
- 集計方法……………生産量：各品目における当月の全国生産量(A_1)を
調査対象企業の生産量(B_1)から推計
 $A_1 = \Sigma B_1 / \Sigma C_1 \times 100$ * C_1 ：各企業のシェアの合計
在庫量：各品目における当月の全国在庫量(A_2)を
調査対象企業の在庫量(B_2)から推計
 $A_2 = \Sigma B_2 / \Sigma C_2 \times 100$ * C_2 ：各企業のシェアの合計
- 表中記号……………表中に使用した記号は以下のとおりです。
「-」：事実不詳又は調査を欠くもの
「▲」：負数又は減少したもの
「nc」：計算不能
- ラウンドの関係で合計と内訳が一致しない場合があります。

用語の定義

| | |
|--------|-----------|
| 前年並み | ±1%未満 |
| わずかに | ±1～3%未満 |
| やや | ±3～6%未満 |
| かなりの程度 | ±6～11%未満 |
| かなり大きく | ±11～16%未満 |
| 大幅に | ±16%以上 |

本調査結果は、下記のホームページからご覧いただけます。

一般社団法人食品需給研究センター 【<http://www.fmric.or.jp/stat/>】

発行日 令和2年6月10日発行

一般社団法人 食品需給研究センター

〒114-0024 東京都北区西ヶ原3-1-12

TEL : 03-5567-1991 FAX : 03-5567-1960

<http://www.fmric.or.jp>