

食品製造業の生産動向

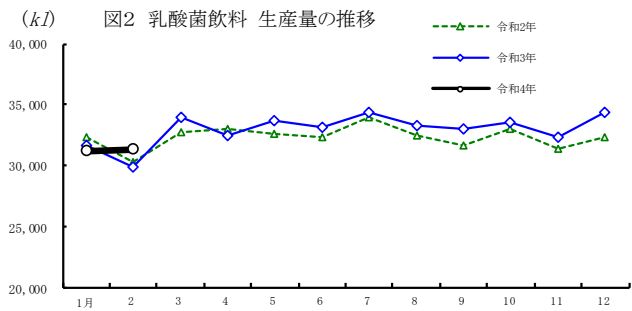
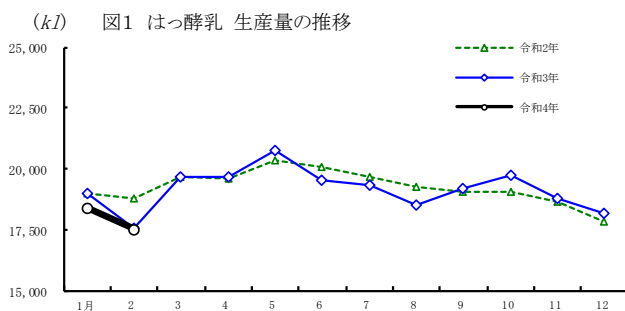
—令和4年2月—

【調査結果概要】

1 畜産食料品

はっ酵乳（非乳業）の2月の生産量は前年同月比▲0.3%と前年並みとなった。

乳酸菌飲料類（非乳業）の2月の生産量は、対前年同月比 5.1%とやや増加した。これは、乳製品乳酸菌飲料がやや増加したのに加え、乳酸菌飲料が大幅に増加したことによる。

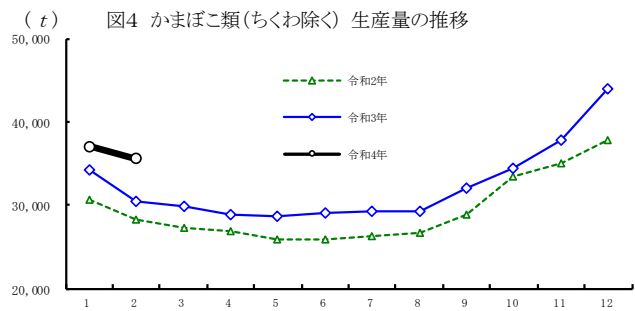
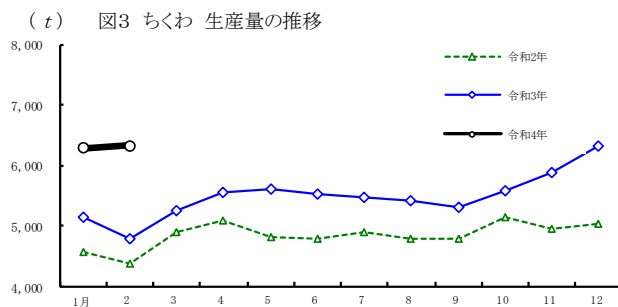


注) 乳業メーカーを除く、はっ酵乳・乳酸菌飲料メーカーの生産量である。

2 水産食料品

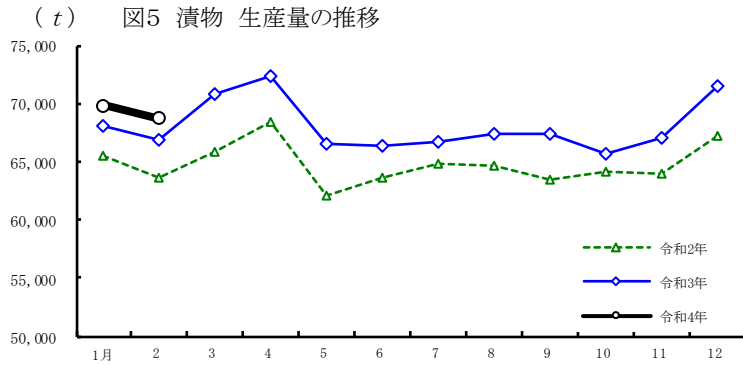
ちくわの2月の生産量は、対前年同月比 31.8%と大幅に増加した。

また、かまぼこ類（ちくわを除く）の2月の生産量も、対前年同月比 17.2%と大幅に増加した。これは、板かまぼこ、包装かまぼこ、なると・はんぺん、あげかまぼこ及びその他のかまぼこのすべてが増加したことによる。



3 農産食料品

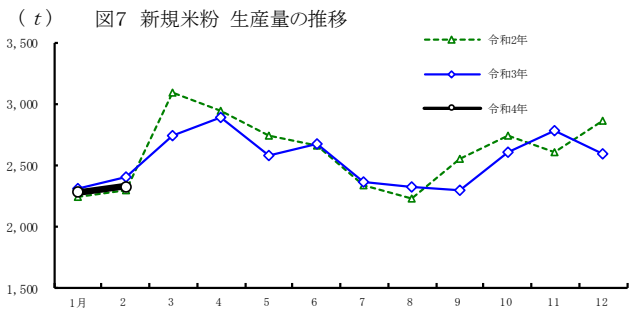
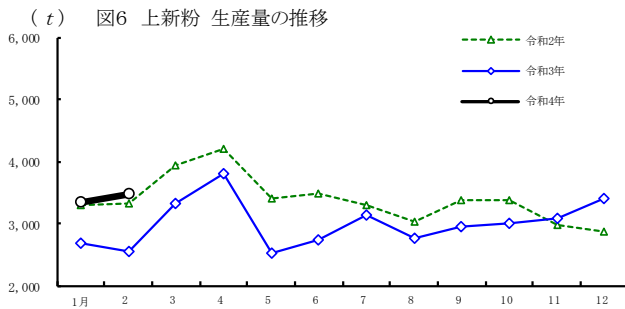
野菜・果実漬物の2月の生産量は、対前年同月比2.8%とわずかに増加した。これは、塩漬類、醤油漬類及びみそ漬類は減少したものの、酢漬類、浅漬類、糠漬類、粕漬類及びその他の漬物が増加したことによる。



4 製穀粉・同加工品

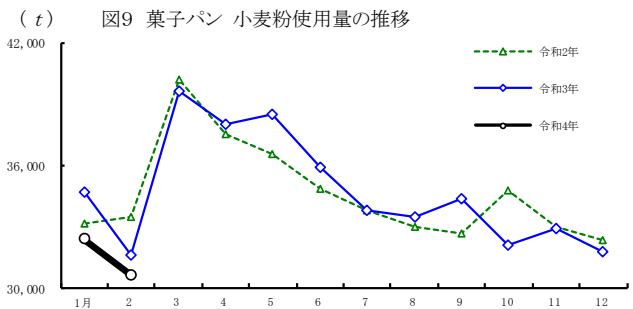
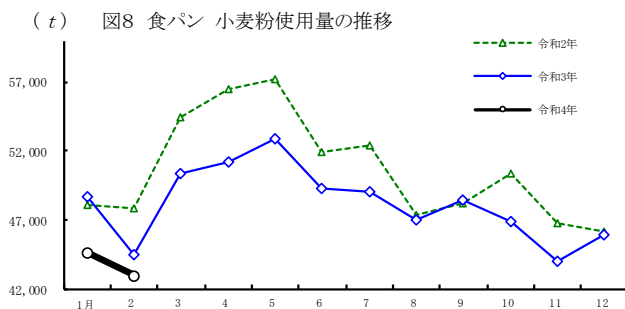
上新粉の2月の生産量は、対前年同月比36.8%と大幅に増加した。

一方、新規米粉の2月の生産量は、対前年同月比▲2.9%とわずかに減少した。



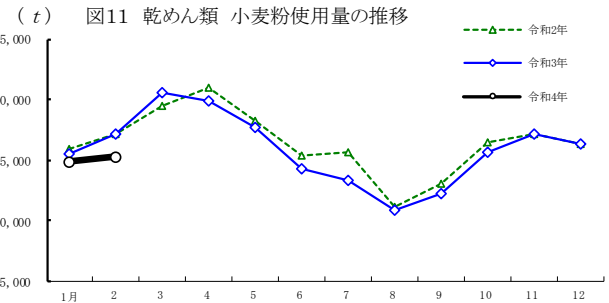
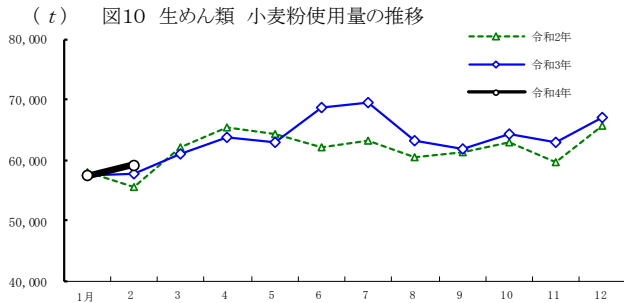
食パンの2月の小麦粉使用量は、対前年同月比▲3.3%とやや減少した。

また、菓子パンの2月の小麦粉使用量も、対前年同月比▲3.1%とやや減少した。

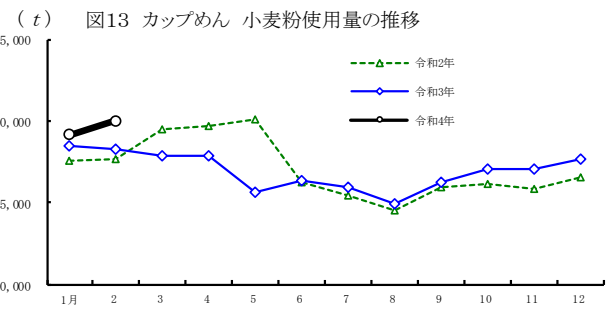
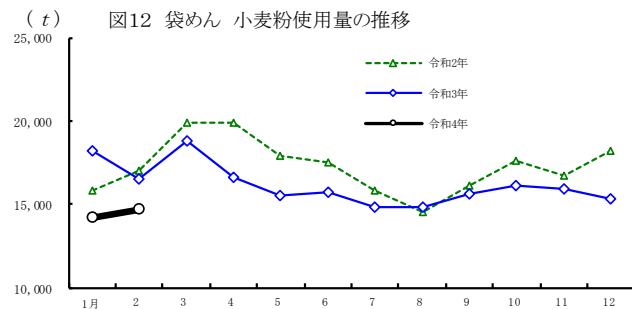


生めん類の2月の小麦粉使用量は、対前年同月比2.4%とわずかに増加した。これは、うどん（生めん）、中華めん（蒸しめん、餃子等皮類）及び日本そば（生めん、ゆでめん）は減少したものの、うどん（ゆでめん）及び中華めん（生めん、ゆでめん）が増加したことによる。

一方、乾めん類の2月の小麦粉使用量は、対前年同月比▲11.2%とかなり大きく減少した。これは、手延素麺類（うどん）は増加したものの、うどん、ひらめん、ひやむぎ、そうめん、手延素麺類（ひやむぎ、そうめん）、干し中華及び日本そばが減少したことによる。



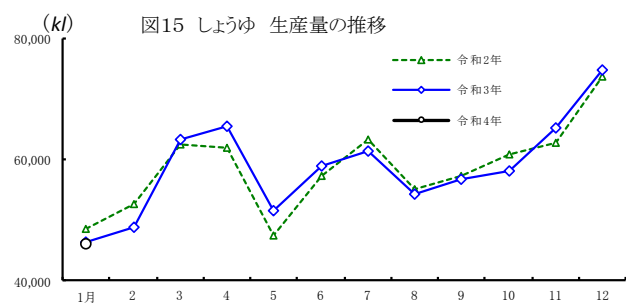
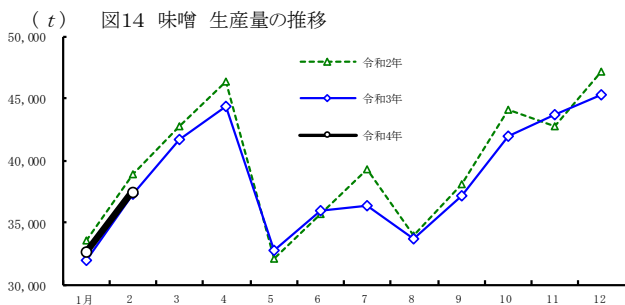
即席めん類のうち、袋めんの2月の小麦粉使用量は、対前年同月比▲11.0%とかなり大きく減少した。一方、カップ麺の2月の小麦粉使用量は、対前年同月比9.8%とかなりの程度増加した。



5 調味料

味噌の2月の生産量は、対前年同月比0.5%と前年並みとなった。これは、麦みそは減少したものの、米みそ及び調合みそが増加したことによる。

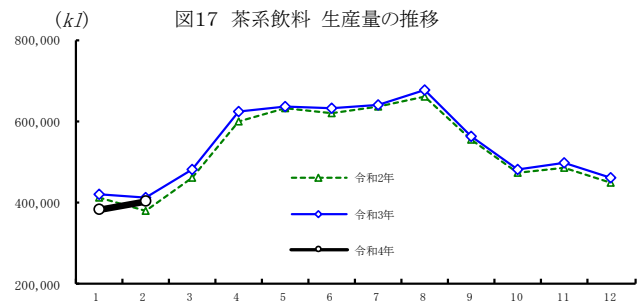
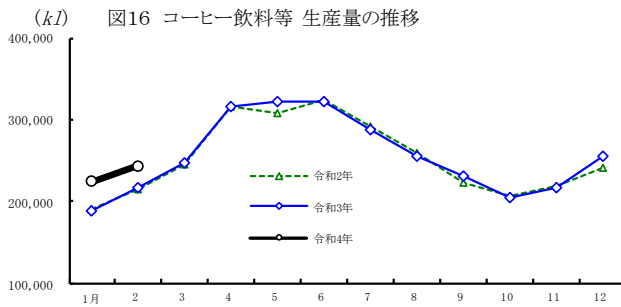
しょうゆの1月の生産量は、対前年同月比▲0.3%と前年並みとなった。



6 コーヒー・茶系飲料

コーヒー飲料等の2月の生産量は、対前年同月比12.6%とかなり大きく増加した。

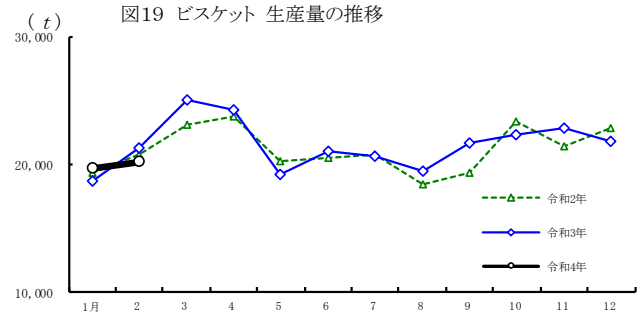
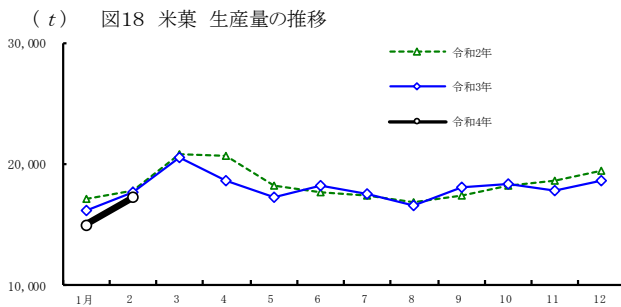
一方、茶系飲料の2月の生産量は、対前年同月比▲2.4%とわずかに減少した。これは、紅茶飲料、ウーロン茶飲料及び麦茶飲料は増加したものの、緑茶飲料及びその他茶系飲料が減少したことによる。



7 菓子

米菓の2月の生産量は、対前年同月比▲2.9%とわずかに減少した。これは、あられば前年並みだったものの、せんべいがやや減少したことによる。

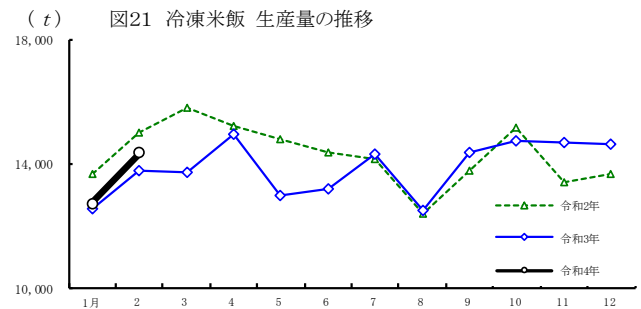
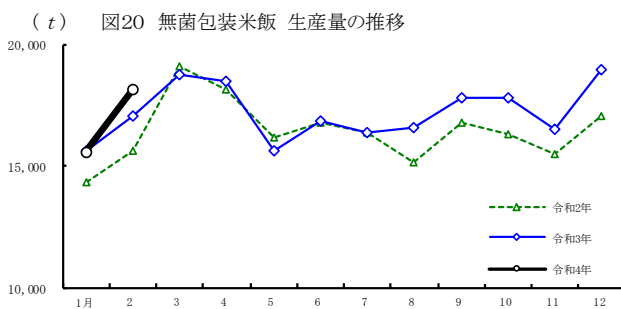
また、ビスケットの2月の生産量も、対前年同月比▲5.1%とやや減少した。これは、ソフト系(クッキーを含む)、クラッカー系及び乾パンは増加したものの、ハード系及びパイ加工その他が減少したことによる。



8 調理食品類

無菌包装米飯の2月の生産量は、対前年同月比6.3%とかなりの程度増加した。

また、冷凍米飯の2月の生産量も、対前年同月比4.4%とやや増加した。



【調査結果】

単位 { 生産量：t、kl
増減率：%

1 生産量

| 区 分 年月 | 畜産食料品 | | | | | | | | 水産食料品 | |
|-----------|---------------|------|-------------|------|----------|------|--------|-------|-----------|------|
| | はっ酵乳 (非乳業) | | 乳酸菌飲料類(非乳業) | | | | | | ちくわ・かまぼこ類 | |
| | | | | | 乳製品乳酸菌飲料 | | 乳酸菌飲料 | | | |
| | 増減率 | | 増減率 | | 増減率 | | 増減率 | | 増減率 | |
| | kl | % | kl | % | kl | % | kl | % | t | % |
| 平. 25 | 195,772 | 14.9 | 341,200 | 5.4 | 279,766 | 10.2 | 61,434 | ▲11.8 | 467,315 | ▲1.5 |
| 26 | 202,218 | 3.3 | 357,134 | 4.7 | 286,724 | 2.5 | 70,410 | 14.6 | 470,539 | 0.7 |
| 27 | 212,254 | 5.0 | 349,270 | ▲2.2 | 286,590 | ▲0.0 | 62,680 | ▲11.0 | 470,563 | 0.0 |
| 28 | 229,686 | 8.2 | 341,165 | ▲2.3 | 285,407 | ▲0.4 | 55,758 | ▲11.0 | 454,821 | ▲3.3 |
| 29 | 239,646 | 4.3 | 383,891 | 12.5 | 327,330 | 14.7 | 56,561 | 1.4 | 444,116 | ▲2.4 |
| 30 | 241,285 | 0.7 | 383,070 | ▲0.2 | 328,489 | 0.4 | 54,581 | ▲3.5 | 448,861 | 1.1 |
| 令. 元 | 230,005 | ▲4.7 | 379,706 | ▲0.9 | 325,982 | ▲0.8 | 53,724 | ▲1.6 | 440,095 | ▲2.0 |
| 2 | 230,936 | 0.4 | 387,618 | 2.1 | 337,344 | 3.5 | 50,274 | ▲6.4 | 410,526 | ▲6.7 |
| 3 | 229,785 | ▲0.5 | 395,215 | 2.0 | 347,260 | 2.9 | 47,955 | ▲4.6 | 453,102 | 10.4 |
| 令. 3.1 | 18,984 | ▲0.1 | 31,605 | ▲2.2 | 27,586 | ▲2.4 | 4,019 | ▲0.6 | 39,341 | 11.6 |
| 2 | 17,553 | ▲6.3 | 29,822 | ▲1.4 | 26,128 | ▲1.3 | 3,694 | ▲2.6 | 35,151 | 8.0 |
| 3 | 19,650 | ▲0.1 | 33,894 | 3.7 | 29,747 | 3.8 | 4,147 | 2.8 | 35,185 | 9.5 |
| 4 | 19,675 | 0.4 | 32,447 | ▲1.5 | 28,451 | ▲1.2 | 3,996 | ▲3.4 | 34,302 | 7.4 |
| 5 | 20,728 | 2.0 | 33,610 | 3.0 | 29,550 | 5.2 | 4,060 | ▲10.3 | 34,201 | 11.3 |
| 6 | 19,518 | ▲2.8 | 33,123 | 2.6 | 29,080 | 3.9 | 4,043 | ▲6.3 | 34,538 | 13.0 |
| 7 | 19,309 | ▲1.8 | 34,349 | 1.2 | 30,477 | 3.1 | 3,872 | ▲11.2 | 34,735 | 11.9 |
| 8 | 18,512 | ▲4.0 | 33,242 | 2.4 | 28,534 | 3.1 | 4,708 | ▲1.6 | 34,645 | 10.2 |
| 9 | 19,165 | 0.6 | 33,001 | 4.5 | 28,652 | 5.2 | 4,349 | 0.3 | 37,221 | 10.9 |
| 10 | 19,730 | 3.6 | 33,482 | 1.7 | 29,686 | 3.7 | 3,796 | ▲11.5 | 40,024 | 3.8 |
| 11 | 18,802 | 0.7 | 32,255 | 3.0 | 28,730 | 5.4 | 3,525 | ▲13.4 | 43,557 | 8.9 |
| 12 | 18,159 | 2.0 | 34,385 | 6.5 | 30,639 | 6.8 | 3,746 | 4.6 | 50,202 | 17.5 |
| 令. 4.1 | 18,372 | ▲3.2 | 31,266 | ▲1.1 | 27,756 | 0.6 | 3,510 | ▲12.7 | 43,310 | 10.1 |
| 2 | 17,502 | ▲0.3 | 31,350 | 5.1 | 26,911 | 3.0 | 4,439 | 20.2 | 41,889 | 19.2 |
| 3 | | | | | | | | | | |
| 4 | | | | | | | | | | |
| 5 | | | | | | | | | | |
| 6 | | | | | | | | | | |
| 7 | | | | | | | | | | |
| 8 | | | | | | | | | | |
| 9 | | | | | | | | | | |
| 10 | | | | | | | | | | |
| 11 | | | | | | | | | | |
| 12 | | | | | | | | | | |
| 2月計 | 35,874 | ▲1.8 | 62,616 | 1.9 | 54,667 | 1.8 | 7,949 | 3.1 | 85,199 | 14.4 |

| 区分 年月 | 水産食料品(つづき) | | | | | | | | | |
|----------|----------------|-------|--------|-------|--------|-------|----------|------|---------|------|
| | ちくわ・かまぼこ類(つづき) | | | | | | | | | |
| | ちくわ | | 板かまぼこ | | 包装かまぼこ | | なると・はんぺん | | あげかまぼこ | |
| | t | 増減率 | t | 増減率 | t | 増減率 | t | 増減率 | t | 増減率 |
| 平. 25 | 81,224 | ▲14.2 | 56,516 | ▲12.9 | 16,168 | ▲7.5 | 29,412 | ▲9.4 | 189,079 | ▲1.1 |
| 26 | 77,999 | ▲4.0 | 55,732 | ▲1.4 | 15,115 | ▲6.5 | 27,354 | ▲7.0 | 194,040 | 2.6 |
| 27 | 73,743 | ▲5.5 | 54,495 | ▲2.2 | 11,945 | ▲21.0 | 24,644 | ▲9.9 | 201,638 | 3.9 |
| 28 | 64,583 | ▲12.4 | 55,868 | 2.5 | 14,543 | 21.7 | 25,323 | 2.8 | 195,651 | ▲3.0 |
| 29 | 61,371 | ▲5.0 | 47,199 | ▲15.5 | 14,569 | 0.2 | 28,698 | 13.3 | 194,642 | ▲0.5 |
| 30 | 61,166 | ▲0.3 | 41,460 | ▲12.2 | 14,458 | ▲0.8 | 29,639 | 3.3 | 198,829 | 2.2 |
| 令. 元 | 60,108 | ▲1.7 | 43,092 | 3.9 | 14,085 | ▲2.6 | 30,303 | 2.2 | 182,269 | ▲8.3 |
| 2 | 58,053 | ▲3.4 | 40,973 | ▲4.9 | 13,629 | ▲3.2 | 28,050 | ▲7.4 | 174,049 | ▲4.5 |
| 3 | 65,784 | 13.3 | 44,965 | 9.7 | 14,739 | 8.1 | 31,464 | 12.2 | 187,819 | 7.9 |
| 令.3.1 | 5,144 | 12.4 | 3,849 | 8.2 | 1,185 | 2.0 | 3,203 | 14.0 | 17,752 | 12.5 |
| 2 | 4,793 | 9.9 | 2,617 | 5.7 | 1,210 | 13.5 | 2,617 | 14.8 | 15,723 | 5.2 |
| 3 | 5,257 | 7.7 | 2,686 | 10.4 | 1,257 | 18.5 | 2,108 | 14.1 | 15,094 | 4.7 |
| 4 | 5,544 | 9.3 | 2,601 | 11.5 | 1,078 | 2.1 | 1,883 | 6.9 | 14,342 | 4.1 |
| 5 | 5,615 | 16.7 | 2,610 | 14.6 | 1,155 | 10.7 | 1,967 | 14.0 | 13,862 | 7.3 |
| 6 | 5,516 | 15.3 | 3,218 | 22.3 | 1,118 | 7.2 | 1,907 | 17.1 | 13,386 | 5.5 |
| 7 | 5,456 | 11.8 | 3,286 | 4.4 | 1,230 | 7.3 | 1,958 | 11.4 | 13,212 | 6.4 |
| 8 | 5,423 | 13.4 | 3,268 | 10.9 | 1,163 | 2.8 | 2,058 | 14.0 | 13,180 | 5.5 |
| 9 | 5,293 | 10.5 | 3,548 | 10.9 | 1,196 | 6.6 | 2,708 | 13.4 | 15,692 | 13.4 |
| 10 | 5,569 | 8.2 | 3,766 | ▲6.5 | 1,197 | 5.6 | 3,340 | 1.8 | 17,285 | 1.7 |
| 11 | 5,871 | 18.7 | 5,332 | 4.7 | 1,246 | 10.1 | 3,573 | 8.6 | 18,627 | 10.4 |
| 12 | 6,303 | 25.4 | 8,184 | 19.4 | 1,704 | 11.1 | 4,142 | 19.2 | 19,664 | 16.3 |
| 令.4.1 | 6,281 | 22.1 | 3,595 | ▲6.6 | 1,374 | 15.9 | 3,910 | 22.1 | 18,596 | 4.8 |
| 2 | 6,317 | 31.8 | 3,381 | 29.2 | 1,259 | 4.0 | 3,297 | 26.0 | 18,073 | 14.9 |
| 3 | | | | | | | | | | |
| 4 | | | | | | | | | | |
| 5 | | | | | | | | | | |
| 6 | | | | | | | | | | |
| 7 | | | | | | | | | | |
| 8 | | | | | | | | | | |
| 9 | | | | | | | | | | |
| 10 | | | | | | | | | | |
| 11 | | | | | | | | | | |
| 12 | | | | | | | | | | |
| 2月計 | 12,598 | 26.8 | 6,976 | 7.9 | 2,633 | 9.9 | 7,207 | 23.8 | 36,669 | 9.5 |

単位 { 生産量 : t
増減率 : %

| 農産食料品 | | | | | | | | | | 区 分 |
|----------------|-------|---------|------|---------|--------|--------|-------|--------|-------|-------|
| 野菜・果実漬物 | | | | | | | | | | |
| 塩漬類 | | | | | | | | | | |
| 梅干・梅漬 | | | | | その他の塩漬 | | | | | |
| ちくわ・かまぼこ類(つづき) | | 増減率 | | 増減率 | | 増減率 | | 増減率 | | 年 月 |
| t | % | t | % | t | % | t | % | t | % | |
| 94,916 | 28.5 | 718,923 | 0.0 | 99,113 | 1.0 | 26,917 | 1.7 | 72,196 | 0.7 | 平. 25 |
| 100,299 | 5.7 | 705,197 | ▲1.9 | 100,390 | 1.3 | 26,699 | ▲0.8 | 73,692 | 2.1 | 26 |
| 104,098 | 3.8 | 722,904 | 2.5 | 108,788 | 8.4 | 26,466 | ▲0.9 | 82,322 | 11.7 | 27 |
| 98,850 | ▲5.0 | 713,697 | ▲1.3 | 114,570 | 5.3 | 29,481 | 11.4 | 85,089 | 3.4 | 28 |
| 97,640 | ▲1.2 | 691,950 | ▲3.0 | 112,508 | ▲1.8 | 24,138 | ▲18.1 | 88,370 | 3.9 | 29 |
| 103,310 | 5.8 | 705,333 | 1.9 | 114,336 | 1.6 | 23,694 | ▲1.8 | 90,642 | 2.6 | 30 |
| 110,242 | 6.7 | 742,282 | 5.2 | 112,966 | ▲1.2 | 23,821 | 0.5 | 89,145 | ▲1.7 | 令. 元 |
| 95,771 | ▲13.1 | 777,246 | 4.7 | 109,540 | ▲3.0 | 23,591 | ▲1.0 | 85,949 | ▲3.6 | 2 |
| 108,331 | 13.1 | 816,627 | 5.1 | 107,970 | ▲1.4 | 22,892 | ▲3.0 | 85,078 | ▲1.0 | 3 |
| 8,208 | 11.4 | 68,082 | 3.8 | 7,843 | ▲11.1 | 1,406 | ▲3.4 | 6,437 | ▲12.7 | 令.3.1 |
| 8,191 | 10.5 | 66,789 | 5.0 | 8,267 | ▲9.7 | 1,531 | ▲23.6 | 6,736 | ▲5.7 | 2 |
| 8,783 | 17.3 | 70,763 | 7.5 | 9,625 | 6.5 | 2,054 | ▲0.7 | 7,571 | 8.6 | 3 |
| 8,854 | 11.5 | 72,340 | 5.7 | 9,882 | 1.1 | 2,198 | ▲0.1 | 7,684 | 1.5 | 4 |
| 8,992 | 13.1 | 66,509 | 7.2 | 8,741 | 0.3 | 1,787 | 0.3 | 6,954 | 0.3 | 5 |
| 9,393 | 20.6 | 66,383 | 4.3 | 9,528 | 0.6 | 2,439 | 9.8 | 7,089 | ▲2.3 | 6 |
| 9,593 | 24.7 | 66,757 | 2.9 | 9,428 | 3.9 | 2,373 | 5.8 | 7,055 | 3.3 | 7 |
| 9,553 | 15.3 | 67,435 | 4.4 | 8,724 | ▲1.8 | 1,875 | 0.4 | 6,849 | ▲2.4 | 8 |
| 8,784 | 6.6 | 67,318 | 6.1 | 8,774 | ▲4.9 | 1,806 | ▲14.0 | 6,968 | ▲2.1 | 9 |
| 8,867 | 10.9 | 65,742 | 2.6 | 9,167 | ▲1.5 | 1,767 | ▲15.7 | 7,400 | 2.6 | 10 |
| 8,908 | 2.7 | 66,985 | 4.8 | 8,915 | ▲3.9 | 1,829 | 2.5 | 7,086 | ▲5.4 | 11 |
| 10,205 | 14.2 | 71,524 | 6.4 | 9,076 | 3.1 | 1,827 | 3.3 | 7,249 | 3.0 | 12 |
| 9,554 | 16.4 | 69,845 | 2.6 | 8,261 | 5.3 | 1,361 | ▲3.2 | 6,900 | 7.2 | 令.4.1 |
| 9,562 | 16.7 | 68,665 | 2.8 | 8,149 | ▲1.4 | 1,591 | 3.9 | 6,558 | ▲2.6 | 2 |
| | | | | | | | | | | 3 |
| | | | | | | | | | | 4 |
| | | | | | | | | | | 5 |
| | | | | | | | | | | 6 |
| | | | | | | | | | | 7 |
| | | | | | | | | | | 8 |
| | | | | | | | | | | 9 |
| | | | | | | | | | | 10 |
| | | | | | | | | | | 11 |
| | | | | | | | | | | 12 |
| 19,116 | 16.6 | 138,510 | 2.7 | 16,410 | 1.9 | 2,952 | 0.5 | 13,458 | 2.2 | 2月計 |

| 区分 年月 | 農産食料品(つづき) | | | | | | | | | | |
|----------|--------------|-------|--------|-------|--------|-------|--------|-------|---------|------|--|
| | 野菜・果実漬物(つづき) | | | | | | | | | | |
| | 酢漬類 | | | | | | | | 浅漬類 | | |
| | らっきょう漬 | | しょうが漬 | | その他の酢漬 | | | | | | |
| | 増減率 | | 増減率 | | 増減率 | | 増減率 | | 増減率 | | |
| | t | % | t | % | t | % | t | % | t | % | |
| 平. 25 | 70,950 | ▲8.6 | 16,502 | ▲8.0 | 41,908 | ▲8.3 | 12,540 | ▲10.0 | 109,434 | 7.3 | |
| 26 | 70,599 | ▲0.5 | 15,132 | ▲8.3 | 43,947 | 4.9 | 11,520 | ▲8.1 | 118,391 | 8.2 | |
| 27 | 74,853 | 6.0 | 14,396 | ▲4.9 | 49,574 | 12.8 | 10,883 | ▲5.5 | 134,078 | 13.3 | |
| 28 | 81,162 | 8.4 | 15,421 | 7.1 | 55,466 | 11.9 | 10,275 | ▲5.6 | 129,942 | ▲3.1 | |
| 29 | 87,444 | 7.7 | 21,155 | 37.2 | 54,973 | ▲0.9 | 11,316 | 10.1 | 129,554 | ▲0.3 | |
| 30 | 98,888 | 13.1 | 23,084 | 9.1 | 59,898 | 9.0 | 15,906 | 40.6 | 126,183 | ▲2.6 | |
| 令. 元 | 103,479 | 4.6 | 27,303 | 18.3 | 57,963 | ▲3.2 | 18,213 | 14.5 | 137,551 | 9.0 | |
| 2 | 105,791 | 2.2 | 32,212 | 18.0 | 55,385 | ▲4.4 | 18,194 | ▲0.1 | 143,820 | 4.6 | |
| 3 | 108,754 | 2.8 | 29,244 | ▲9.2 | 61,596 | 11.2 | 17,914 | ▲1.5 | 147,672 | 2.7 | |
| 令. 3.1 | 7,571 | ▲3.3 | 2,530 | 23.7 | 3,788 | ▲13.8 | 1,253 | ▲9.9 | 15,274 | ▲5.4 | |
| 2 | 7,158 | ▲6.1 | 1,832 | ▲6.8 | 3,974 | ▲4.2 | 1,352 | ▲10.0 | 13,459 | ▲1.6 | |
| 3 | 8,982 | 4.9 | 2,129 | 3.2 | 5,325 | 7.6 | 1,528 | ▲1.4 | 14,500 | 8.7 | |
| 4 | 9,142 | 2.5 | 2,226 | ▲17.7 | 5,322 | 13.8 | 1,594 | 3.5 | 13,976 | 12.9 | |
| 5 | 7,375 | ▲10.8 | 2,180 | ▲28.0 | 3,875 | ▲0.9 | 1,320 | ▲0.5 | 14,098 | 19.8 | |
| 6 | 8,846 | ▲5.1 | 2,466 | ▲25.2 | 4,911 | 7.6 | 1,469 | 0.7 | 11,441 | 2.6 | |
| 7 | 9,213 | ▲10.5 | 2,099 | ▲33.9 | 5,738 | 3.2 | 1,376 | ▲11.7 | 11,158 | 2.8 | |
| 8 | 9,859 | 6.8 | 2,917 | ▲12.8 | 5,369 | 20.6 | 1,573 | 9.5 | 11,577 | ▲2.4 | |
| 9 | 9,603 | 8.8 | 2,619 | ▲5.0 | 5,528 | 19.4 | 1,456 | 1.0 | 10,810 | 1.5 | |
| 10 | 9,768 | 12.8 | 2,885 | 12.2 | 5,318 | 19.4 | 1,565 | ▲4.2 | 10,622 | ▲0.6 | |
| 11 | 9,567 | 12.0 | 2,411 | ▲4.7 | 5,631 | 24.6 | 1,525 | 2.4 | 9,970 | ▲2.7 | |
| 12 | 11,670 | 20.1 | 2,950 | 8.0 | 6,817 | 33.1 | 1,903 | 1.9 | 10,787 | ▲2.3 | |
| 令. 4.1 | 8,208 | 8.4 | 2,299 | ▲9.1 | 4,612 | 21.8 | 1,297 | 3.5 | 15,532 | 1.7 | |
| 2 | 8,882 | 24.1 | 1,986 | 8.4 | 5,551 | 39.7 | 1,345 | ▲0.5 | 14,186 | 5.4 | |
| 3 | | | | | | | | | | | |
| 4 | | | | | | | | | | | |
| 5 | | | | | | | | | | | |
| 6 | | | | | | | | | | | |
| 7 | | | | | | | | | | | |
| 8 | | | | | | | | | | | |
| 9 | | | | | | | | | | | |
| 10 | | | | | | | | | | | |
| 11 | | | | | | | | | | | |
| 12 | | | | | | | | | | | |
| 2月計 | 17,090 | 16.0 | 4,285 | ▲1.8 | 10,163 | 30.9 | 2,642 | 1.4 | 29,718 | 3.4 | |

単位 { 生産量 : t
増減率 : %

| 農産食料品(つづき) | | | | | | | | | | 区 分 |
|--------------|-------|---------|------|--------|-------|--------|-------|---------|-------|-------|
| 野菜・果実漬物(つづき) | | | | | | | | | | |
| 糠漬類 | | 醤油漬類 | | | | | | | | 年 月 |
| たくあん漬 | | 増減率 | | 福神漬 | | 野菜刻み漬 | | キムチ | | |
| t | % | t | % | t | % | t | % | t | % | |
| 53,719 | 2.6 | 341,222 | ▲0.1 | 62,162 | ▲1.2 | 56,146 | ▲5.6 | 195,716 | ▲0.3 | 平. 25 |
| 50,493 | ▲6.0 | 325,528 | ▲4.6 | 57,868 | ▲6.9 | 44,222 | ▲21.2 | 196,396 | 0.3 | 26 |
| 46,498 | ▲7.9 | 319,113 | ▲2.0 | 57,523 | ▲0.6 | 41,384 | ▲6.4 | 192,177 | ▲2.1 | 27 |
| 45,725 | ▲1.7 | 299,503 | ▲6.1 | 59,668 | 3.7 | 40,398 | ▲2.4 | 173,626 | ▲9.7 | 28 |
| 47,659 | 4.2 | 276,805 | ▲7.6 | 57,616 | ▲3.4 | 41,599 | 3.0 | 150,755 | ▲13.2 | 29 |
| 42,794 | ▲10.2 | 285,388 | 3.1 | 60,462 | 4.9 | 43,155 | 3.7 | 154,776 | 2.7 | 30 |
| 42,321 | ▲1.1 | 307,536 | 7.8 | 67,541 | 11.7 | 45,643 | 5.8 | 165,340 | 6.8 | 令. 元 |
| 45,671 | 7.9 | 334,109 | 8.6 | 73,557 | 8.9 | 51,214 | 12.2 | 179,775 | 8.7 | 2 |
| 51,663 | 13.1 | 360,090 | 7.8 | 71,172 | ▲3.2 | 52,518 | 2.5 | 204,702 | 13.9 | 3 |
| 3,633 | 7.7 | 31,039 | 16.0 | 5,850 | 1.0 | 3,565 | ▲3.3 | 19,015 | 25.1 | 令.3.1 |
| 3,850 | 7.3 | 31,138 | 16.2 | 5,358 | ▲6.4 | 4,674 | 13.1 | 18,597 | 26.5 | 2 |
| 4,231 | 7.2 | 30,102 | 7.9 | 6,274 | 2.3 | 4,684 | 3.1 | 16,555 | 11.9 | 3 |
| 4,674 | 0.6 | 31,194 | 5.1 | 6,980 | ▲1.4 | 4,894 | ▲1.1 | 16,582 | 11.0 | 4 |
| 3,913 | 0.9 | 29,082 | 8.6 | 5,329 | ▲2.8 | 4,015 | ▲1.5 | 17,321 | 16.8 | 5 |
| 3,825 | 0.2 | 29,320 | 9.2 | 5,480 | ▲5.6 | 4,476 | 6.1 | 16,809 | 16.6 | 6 |
| 3,745 | 3.3 | 29,612 | 6.3 | 6,238 | ▲6.5 | 4,087 | ▲5.7 | 16,743 | 16.1 | 7 |
| 4,089 | 25.7 | 29,628 | 6.2 | 6,477 | ▲4.1 | 4,043 | ▲2.6 | 16,673 | 12.8 | 8 |
| 4,965 | 31.5 | 29,863 | 8.5 | 5,890 | ▲0.3 | 4,863 | 6.3 | 16,286 | 12.4 | 9 |
| 4,835 | 23.4 | 27,901 | 0.8 | 5,477 | ▲11.0 | 4,401 | ▲3.0 | 15,363 | 7.2 | 10 |
| 5,076 | 30.2 | 29,915 | 5.3 | 5,503 | ▲3.6 | 4,378 | 7.2 | 17,281 | 7.7 | 11 |
| 4,827 | 22.2 | 31,296 | 4.3 | 6,316 | ▲0.4 | 4,438 | 13.0 | 17,477 | 4.0 | 12 |
| 3,689 | 1.5 | 31,003 | ▲0.1 | 5,530 | ▲5.5 | 3,636 | 2.0 | 19,223 | 1.1 | 令.4.1 |
| 4,369 | 13.5 | 29,951 | ▲3.8 | 5,587 | 4.3 | 4,231 | ▲9.5 | 17,468 | ▲6.1 | 2 |
| | | | | | | | | | | 3 |
| | | | | | | | | | | 4 |
| | | | | | | | | | | 5 |
| | | | | | | | | | | 6 |
| | | | | | | | | | | 7 |
| | | | | | | | | | | 8 |
| | | | | | | | | | | 9 |
| | | | | | | | | | | 10 |
| | | | | | | | | | | 11 |
| | | | | | | | | | | 12 |
| 8,058 | 7.7 | 60,954 | ▲2.0 | 11,117 | ▲0.8 | 7,867 | ▲4.5 | 36,691 | ▲2.4 | 2月計 |

| 区分 年月 | 農産食料品(つづき) | | | | | | | | | |
|----------|--------------|------|--------|-------|--------|-------|-------|-------|--------|-------|
| | 野菜・果実漬物(つづき) | | | | | | | | | |
| | 醤油漬類(つづき) | | 粕漬類 | | | | | | | |
| | その他の醤油漬 | | | | 奈良漬 | | わさび漬 | | その他の粕漬 | |
| | 増減率 | 増減率 | 増減率 | 増減率 | 増減率 | 増減率 | 増減率 | 増減率 | 増減率 | |
| | t | % | t | % | t | % | t | % | t | % |
| 平. 25 | 27,198 | 18.7 | 25,374 | ▲7.6 | 18,536 | ▲7.5 | 4,407 | ▲7.8 | 2,430 | ▲8.4 |
| 26 | 27,043 | ▲0.6 | 25,148 | ▲0.9 | 18,532 | ▲0.0 | 4,201 | ▲4.7 | 2,415 | ▲0.6 |
| 27 | 28,029 | 3.6 | 23,112 | ▲8.1 | 16,977 | ▲8.4 | 3,875 | ▲7.8 | 2,260 | ▲6.4 |
| 28 | 25,811 | ▲7.9 | 23,686 | 2.5 | 17,841 | 5.1 | 3,724 | ▲3.9 | 2,121 | ▲6.2 |
| 29 | 26,835 | 4.0 | 19,866 | ▲16.1 | 13,591 | ▲23.8 | 3,547 | ▲4.8 | 2,728 | 28.6 |
| 30 | 26,995 | 0.6 | 19,538 | ▲1.7 | 13,536 | ▲0.4 | 3,440 | ▲3.0 | 2,562 | ▲6.1 |
| 令. 元 | 29,012 | 7.5 | 18,645 | ▲4.6 | 12,848 | ▲5.1 | 3,155 | ▲8.3 | 2,642 | 3.1 |
| 2 | 29,563 | 1.9 | 16,639 | ▲10.8 | 11,344 | ▲11.7 | 2,762 | ▲12.5 | 2,533 | ▲4.1 |
| 3 | 31,698 | 7.2 | 17,145 | 3.0 | 12,142 | 7.0 | 2,612 | ▲5.4 | 2,391 | ▲5.6 |
| 令.3.1 | 2,609 | 25.4 | 1,031 | 1.1 | 734 | 22.1 | 160 | ▲16.2 | 137 | ▲39.9 |
| 2 | 2,509 | 11.7 | 1,083 | ▲3.6 | 770 | 8.0 | 167 | ▲16.1 | 146 | ▲31.1 |
| 3 | 2,589 | 6.7 | 1,417 | 14.4 | 975 | 11.7 | 209 | 5.0 | 233 | 39.5 |
| 4 | 2,738 | 0.8 | 1,425 | 32.8 | 1,035 | 42.0 | 218 | 9.0 | 172 | 19.4 |
| 5 | 2,417 | 1.3 | 1,361 | 60.9 | 988 | 77.7 | 210 | 20.7 | 163 | 40.5 |
| 6 | 2,555 | 6.6 | 1,235 | 9.6 | 893 | 17.0 | 189 | ▲14.1 | 153 | 6.3 |
| 7 | 2,544 | 5.3 | 1,553 | 12.9 | 1,052 | 22.0 | 230 | ▲9.4 | 271 | 4.6 |
| 8 | 2,435 | 10.1 | 1,525 | ▲8.0 | 1,075 | ▲5.7 | 230 | ▲6.5 | 220 | ▲19.1 |
| 9 | 2,824 | 11.1 | 1,339 | ▲14.0 | 987 | ▲13.8 | 208 | ▲11.9 | 144 | ▲18.2 |
| 10 | 2,660 | 0.0 | 1,684 | ▲12.8 | 1,195 | ▲13.3 | 259 | ▲10.4 | 230 | ▲13.2 |
| 11 | 2,753 | 7.5 | 1,684 | ▲4.0 | 1,202 | ▲1.7 | 256 | ▲2.3 | 226 | ▲16.3 |
| 12 | 3,065 | 5.0 | 1,808 | ▲6.5 | 1,236 | ▲9.2 | 276 | ▲5.5 | 296 | 5.7 |
| 令.4.1 | 2,614 | 0.2 | 1,143 | 10.9 | 796 | 8.4 | 178 | 11.3 | 169 | 23.4 |
| 2 | 2,665 | 6.2 | 1,194 | 10.2 | 825 | 7.1 | 180 | 7.8 | 189 | 29.5 |
| 3 | | | | | | | | | | |
| 4 | | | | | | | | | | |
| 5 | | | | | | | | | | |
| 6 | | | | | | | | | | |
| 7 | | | | | | | | | | |
| 8 | | | | | | | | | | |
| 9 | | | | | | | | | | |
| 10 | | | | | | | | | | |
| 11 | | | | | | | | | | |
| 12 | | | | | | | | | | |
| 2月計 | 5,279 | 3.1 | 2,337 | 10.5 | 1,621 | 7.8 | 358 | 9.5 | 358 | 26.5 |

単位 { 生産量 : t
増減率 : %

| 農産食料品(つづき) | | | | | | 製穀粉・同加工品 | | | | 区 分 |
|--------------|-------|--------|-------|-------|--------|----------|------|---------|------|-------|
| 野菜・果実漬物(つづき) | | | | 乾燥野菜 | プレミックス | | | | | |
| みそ漬類 | | その他の漬物 | | | 増減率 | プレミックス | | 加糖 | | 年月 |
| t | % | t | % | t | | % | t | % | | |
| 6,732 | ▲6.6 | 12,379 | ▲0.9 | 5,450 | ▲18.9 | 362,234 | ▲1.2 | 203,540 | ▲3.5 | 平. 25 |
| 5,802 | ▲13.8 | 8,845 | ▲28.5 | 5,340 | ▲2.0 | 365,958 | 1.0 | 207,833 | 2.1 | 26 |
| 7,463 | 28.6 | 8,999 | 1.7 | 5,342 | 0.0 | 369,069 | 0.9 | 204,049 | ▲1.8 | 27 |
| 9,940 | 33.2 | 9,169 | 1.9 | 5,355 | 0.2 | 359,767 | ▲2.5 | 194,036 | ▲4.9 | 28 |
| 9,243 | ▲7.0 | 8,871 | ▲3.3 | 5,356 | 0.0 | 360,849 | 0.3 | 195,583 | 0.8 | 29 |
| 9,265 | 0.2 | 8,941 | 0.8 | 5,357 | 0.0 | 369,001 | 2.3 | 208,074 | 6.4 | 30 |
| 9,477 | 2.3 | 10,307 | 15.3 | 5,353 | ▲0.1 | 373,631 | 1.3 | 213,893 | 2.8 | 令. 元 |
| 9,945 | 4.9 | 11,731 | 13.8 | 5,349 | ▲0.1 | 360,972 | ▲3.4 | 211,047 | ▲1.3 | 2 |
| 10,922 | 9.8 | 12,411 | 5.8 | 5,348 | ▲0.0 | 358,034 | ▲0.8 | 208,452 | ▲1.2 | 3 |
| 745 | 1.1 | 946 | 7.6 | 442 | ▲0.2 | 26,034 | ▲5.1 | 15,677 | ▲1.2 | 令.3.1 |
| 966 | 25.3 | 868 | ▲1.7 | 449 | 0.7 | 26,424 | ▲6.0 | 16,434 | ▲0.9 | 2 |
| 885 | 2.8 | 1,021 | 10.5 | 446 | ▲0.2 | 32,464 | ▲0.6 | 19,871 | 4.0 | 3 |
| 930 | 3.7 | 1,117 | 8.3 | 444 | ▲0.2 | 33,512 | 2.0 | 19,564 | ▲0.7 | 4 |
| 873 | 5.4 | 1,066 | 12.7 | 449 | 0.4 | 26,630 | 2.0 | 15,499 | ▲3.5 | 5 |
| 1,058 | 25.8 | 1,130 | 8.2 | 445 | 1.1 | 30,370 | ▲0.0 | 16,957 | ▲7.8 | 6 |
| 1,022 | 21.2 | 1,026 | 3.4 | 447 | ▲0.7 | 29,821 | ▲5.0 | 16,930 | ▲7.0 | 7 |
| 1,005 | 23.9 | 1,028 | 4.7 | 443 | ▲0.7 | 28,082 | 2.3 | 16,040 | 0.9 | 8 |
| 886 | 5.7 | 1,078 | 3.7 | 447 | 0.4 | 28,869 | 1.0 | 16,328 | 1.2 | 9 |
| 806 | ▲7.8 | 959 | ▲7.7 | 445 | ▲0.4 | 31,068 | ▲0.2 | 17,706 | ▲0.9 | 10 |
| 866 | 4.5 | 992 | ▲0.3 | 447 | 0.7 | 31,639 | 3.9 | 18,096 | 5.9 | 11 |
| 880 | 8.0 | 1,180 | 20.9 | 444 | ▲1.1 | 33,121 | ▲3.8 | 19,350 | ▲4.0 | 12 |
| 806 | 8.2 | 1,203 | 27.2 | 449 | 1.6 | 26,493 | 1.8 | 15,457 | ▲1.4 | 令.4.1 |
| 805 | ▲16.7 | 1,129 | 30.1 | 444 | ▲1.1 | 26,466 | 0.2 | 15,860 | ▲3.5 | 2 |
| | | | | | | | | | | 3 |
| | | | | | | | | | | 4 |
| | | | | | | | | | | 5 |
| | | | | | | | | | | 6 |
| | | | | | | | | | | 7 |
| | | | | | | | | | | 8 |
| | | | | | | | | | | 9 |
| | | | | | | | | | | 10 |
| | | | | | | | | | | 11 |
| | | | | | | | | | | 12 |
| 1,611 | ▲5.8 | 2,332 | 28.6 | 893 | 0.2 | 52,959 | 1.0 | 31,317 | ▲2.5 | 2月計 |

(注1)プレミックスについては、日本プレミックス協会調べ。

| 区分 年月 | 製穀粉・同加工品(つづき) | | | | | | | | | | |
|----------|---------------|-------|--------|-------|--------|-------|--------|-------|--------|-------|--|
| | プレミックス(つづき) | | 小麦でん粉 | | | | 米穀粉 | | | | |
| | 無糖 | | | | | | 上新粉 | | もち粉 | | |
| | t | 増減率 | t | 増減率 | t | 増減率 | t | 増減率 | t | 増減率 | |
| 平. 25 | 158,694 | 1.9 | 18,053 | ▲4.5 | 90,364 | 6.4 | 44,539 | 1.4 | 12,538 | 9.7 | |
| 26 | 158,125 | ▲0.4 | 17,221 | ▲4.6 | 88,587 | ▲2.0 | 44,062 | ▲1.1 | 11,460 | ▲8.6 | |
| 27 | 165,020 | 4.4 | 17,546 | 1.9 | 94,651 | 6.8 | 46,260 | 5.0 | 11,583 | 1.1 | |
| 28 | 165,731 | 0.4 | 16,631 | ▲5.2 | 92,693 | ▲2.1 | 46,377 | 0.3 | 10,755 | ▲7.1 | |
| 29 | 165,266 | ▲0.3 | 17,286 | 3.9 | 94,860 | 2.3 | 47,257 | 1.9 | 9,592 | ▲10.8 | |
| 30 | 160,927 | ▲2.6 | 17,201 | ▲0.5 | 93,956 | ▲1.0 | 45,643 | ▲3.4 | 9,663 | 0.7 | |
| 令. 元 | 159,738 | ▲0.7 | 16,903 | ▲1.7 | 91,179 | ▲3.0 | 43,345 | ▲5.0 | 9,406 | ▲2.7 | |
| 2 | 149,925 | ▲6.1 | 15,065 | ▲10.9 | 91,076 | ▲0.1 | 40,559 | ▲6.4 | 8,280 | ▲12.0 | |
| 3 | 149,582 | ▲0.2 | 15,583 | 3.4 | 84,964 | ▲6.7 | 35,918 | ▲11.4 | 8,812 | 6.4 | |
| 令. 3.1 | 10,357 | ▲10.6 | 1,134 | ▲1.2 | 6,553 | ▲10.5 | 2,683 | ▲18.8 | 694 | ▲11.4 | |
| 2 | 9,990 | ▲13.3 | 1,109 | ▲6.1 | 6,387 | ▲13.8 | 2,534 | ▲23.9 | 673 | ▲21.5 | |
| 3 | 12,593 | ▲7.0 | 1,497 | ▲2.7 | 7,691 | ▲12.3 | 3,330 | ▲15.3 | 698 | ▲9.6 | |
| 4 | 13,948 | 6.1 | 1,324 | ▲12.5 | 8,346 | ▲4.4 | 3,813 | ▲9.3 | 770 | ▲0.3 | |
| 5 | 11,131 | 10.9 | 1,286 | 12.4 | 6,509 | ▲12.2 | 2,531 | ▲25.5 | 672 | 47.4 | |
| 6 | 13,413 | 11.9 | 1,376 | 2.2 | 6,991 | ▲8.6 | 2,734 | ▲21.6 | 803 | 46.3 | |
| 7 | 12,891 | ▲2.2 | 1,506 | 25.0 | 7,070 | ▲0.6 | 3,121 | ▲5.3 | 800 | 50.1 | |
| 8 | 12,042 | 4.2 | 1,084 | ▲4.4 | 6,332 | ▲6.0 | 2,764 | ▲8.9 | 565 | 1.4 | |
| 9 | 12,541 | 0.7 | 1,311 | 21.2 | 6,913 | ▲8.4 | 2,945 | ▲12.5 | 800 | 16.4 | |
| 10 | 13,362 | 0.8 | 1,226 | ▲7.2 | 7,146 | ▲7.7 | 2,989 | ▲11.6 | 820 | 8.6 | |
| 11 | 13,543 | 1.3 | 1,375 | 11.8 | 7,467 | 4.1 | 3,082 | 4.1 | 847 | 15.1 | |
| 12 | 13,771 | ▲3.6 | 1,355 | 10.9 | 7,559 | 1.1 | 3,392 | 18.3 | 670 | ▲18.6 | |
| 令. 4.1 | 11,036 | 6.6 | 1,083 | ▲4.5 | 7,091 | 8.2 | 3,342 | 24.6 | 693 | ▲0.1 | |
| 2 | 10,606 | 6.2 | 1,173 | 5.8 | 7,368 | 15.4 | 3,467 | 36.8 | 826 | 22.7 | |
| 3 | | | | | | | | | | | |
| 4 | | | | | | | | | | | |
| 5 | | | | | | | | | | | |
| 6 | | | | | | | | | | | |
| 7 | | | | | | | | | | | |
| 8 | | | | | | | | | | | |
| 9 | | | | | | | | | | | |
| 10 | | | | | | | | | | | |
| 11 | | | | | | | | | | | |
| 12 | | | | | | | | | | | |
| 2月計 | 21,642 | 6.4 | 2,256 | 0.6 | 14,459 | 11.7 | 6,809 | 30.5 | 1,519 | 11.1 | |

(注2)小麦でん粉については、全国小麦粉分離加工協会調べ。

単位 { 生産量 : t
増減率 : %

| 製穀粉・同加工品(つづき) | | | | | | | | | | 区 分 |
|---------------|-------|-------|-------|----------------|-------|-------|-------|-------|-------|-------|
| 米穀粉(つづき) | | | | | | | | | | |
| 白玉粉 | | 寒梅粉 | | らくがん粉 ・みじん粉 | | だんご粉 | | 菓子種 | | 年 月 |
| t | 増減率 | t | 増減率 | t | 増減率 | t | 増減率 | t | 増減率 | |
| 4,567 | ▲1.8 | 1,249 | ▲5.7 | 781 | ▲8.9 | 985 | 19.4 | 1,906 | ▲21.5 | 平. 25 |
| 4,550 | ▲0.4 | 1,516 | 21.4 | 860 | 10.1 | 858 | ▲12.9 | 1,774 | ▲6.9 | 26 |
| 4,974 | 9.3 | 1,468 | ▲3.2 | 1,007 | 17.1 | 962 | 12.1 | 2,448 | 38.0 | 27 |
| 4,992 | 0.4 | 1,606 | 9.4 | 971 | ▲3.6 | 1,543 | 60.4 | 1,756 | ▲28.3 | 28 |
| 5,246 | 5.1 | 1,535 | ▲4.4 | 945 | ▲2.7 | 1,166 | ▲24.4 | 2,419 | 37.8 | 29 |
| 4,821 | ▲8.1 | 1,534 | ▲0.1 | 984 | 4.1 | 1,310 | 12.3 | 2,506 | 3.6 | 30 |
| 4,742 | ▲1.6 | 1,560 | 1.7 | 1,120 | 13.8 | 1,159 | ▲11.5 | 2,508 | 0.1 | 令. 元 |
| 4,851 | 2.3 | 1,485 | ▲4.8 | 1,013 | ▲9.6 | 1,114 | ▲3.9 | 2,528 | 0.8 | 2 |
| 4,062 | ▲16.3 | 1,492 | 0.5 | 993 | ▲2.0 | 1,016 | ▲8.8 | 2,183 | ▲13.6 | 3 |
| 341 | ▲14.5 | 133 | 6.4 | 85 | ▲13.3 | 81 | 22.7 | 238 | ▲21.5 | 令.3.1 |
| 241 | ▲36.9 | 136 | 7.9 | 84 | ▲11.6 | 90 | 34.3 | 237 | ▲10.2 | 2 |
| 357 | 6.6 | 152 | 9.4 | 70 | ▲22.2 | 78 | ▲37.6 | 269 | ▲5.6 | 3 |
| 364 | 11.3 | 149 | 10.4 | 94 | ▲8.7 | 69 | ▲4.2 | 205 | 12.0 | 4 |
| 305 | ▲16.4 | 98 | ▲10.9 | 87 | 10.1 | 67 | ▲28.0 | 179 | ▲3.2 | 5 |
| 293 | ▲36.4 | 130 | 6.6 | 96 | 26.3 | 135 | 8.9 | 134 | ▲23.9 | 6 |
| 370 | ▲17.4 | 111 | ▲12.6 | 80 | 3.9 | 113 | ▲11.0 | 111 | ▲35.5 | 7 |
| 336 | ▲21.1 | 85 | ▲7.6 | 68 | ▲26.1 | 89 | ▲33.6 | 107 | ▲37.8 | 8 |
| 431 | 1.2 | 134 | 3.1 | 84 | 1.2 | 88 | ▲8.3 | 135 | ▲36.0 | 9 |
| 352 | ▲22.5 | 114 | ▲11.6 | 62 | ▲4.6 | 69 | ▲8.0 | 134 | ▲9.5 | 10 |
| 317 | ▲21.3 | 132 | 1.5 | 68 | ▲11.7 | 75 | 4.2 | 173 | ▲8.9 | 11 |
| 355 | ▲16.5 | 118 | ▲1.7 | 115 | 47.4 | 62 | ▲1.6 | 261 | 9.2 | 12 |
| 303 | ▲11.1 | 107 | ▲19.5 | 112 | 31.8 | 59 | ▲27.2 | 201 | ▲15.5 | 令.4.1 |
| 246 | 2.1 | 114 | ▲16.2 | 111 | 32.1 | 70 | ▲22.2 | 212 | ▲10.5 | 2 |
| | | | | | | | | | | 3 |
| | | | | | | | | | | 4 |
| | | | | | | | | | | 5 |
| | | | | | | | | | | 6 |
| | | | | | | | | | | 7 |
| | | | | | | | | | | 8 |
| | | | | | | | | | | 9 |
| | | | | | | | | | | 10 |
| | | | | | | | | | | 11 |
| | | | | | | | | | | 12 |
| 549 | ▲5.7 | 221 | ▲17.8 | 223 | 32.0 | 129 | ▲24.6 | 413 | ▲13.1 | 2月計 |

| 区分 年月 | 製穀粉・同加工品(つづき) | | | | | | | | | |
|----------|---------------|-------|-----------|------|---------|------|--------------|-------|----------------|------|
| | 米穀粉(つづき) | | パン | | | | | | | |
| | 新規米粉 | | 食パン | | | | | | プレミックス | |
| | t | 増減率 | t | 増減率 | t | 増減率 | 冷凍生地 (内数) | 増減率 | プレミックス (外数) | 増減率 |
| 平. 25 | 23,797 | 22.0 | 1,226,019 | 0.6 | 598,143 | 3.1 | 5,545 | 68.7 | 1,739 | ▲2.7 |
| 26 | 23,507 | ▲1.2 | 1,234,270 | 0.7 | 608,447 | 1.7 | 6,188 | 11.6 | 1,681 | ▲3.3 |
| 27 | 25,949 | 10.4 | 1,234,177 | ▲0.0 | 604,877 | ▲0.6 | 6,486 | 4.8 | 1,616 | ▲3.9 |
| 28 | 24,693 | ▲4.8 | 1,237,915 | 0.3 | 604,366 | ▲0.1 | 6,703 | 3.3 | 1,589 | ▲1.7 |
| 29 | 26,700 | 8.1 | 1,254,062 | 1.3 | 601,965 | ▲0.4 | 6,142 | ▲8.4 | 1,624 | 2.2 |
| 30 | 27,495 | 3.0 | 1,220,746 | ▲2.7 | 584,825 | ▲2.8 | 5,871 | ▲4.4 | 1,628 | 0.2 |
| 令. 元 | 27,339 | ▲0.6 | 1,247,620 | 2.2 | 596,571 | 2.0 | 6,355 | 8.2 | 1,659 | 1.9 |
| 2 | 31,246 | 14.3 | 1,264,926 | 1.4 | 607,043 | 1.8 | 5,071 | ▲20.2 | 1,679 | 1.2 |
| 3 | 30,488 | ▲2.4 | 1,242,487 | ▲1.8 | 578,005 | ▲4.8 | 5,605 | 10.5 | 1,684 | 0.3 |
| 令. 3.1 | 2,298 | 2.5 | 103,557 | 1.7 | 48,652 | 1.3 | 455 | ▲10.3 | 147 | 2.1 |
| 2 | 2,392 | 4.5 | 94,947 | ▲6.4 | 44,415 | ▲7.1 | 416 | ▲0.2 | 133 | 1.5 |
| 3 | 2,737 | ▲11.5 | 111,670 | ▲3.6 | 50,313 | ▲7.6 | 501 | 20.4 | 155 | 0.0 |
| 4 | 2,882 | ▲1.8 | 110,444 | ▲3.5 | 51,170 | ▲9.4 | 537 | 44.0 | 143 | 1.4 |
| 5 | 2,570 | ▲5.9 | 113,798 | ▲0.2 | 52,883 | ▲7.5 | 449 | 53.8 | 167 | 4.4 |
| 6 | 2,666 | 0.5 | 106,693 | ▲0.6 | 49,311 | ▲4.9 | 417 | 10.9 | 154 | 2.0 |
| 7 | 2,364 | 1.2 | 104,027 | ▲2.5 | 49,071 | ▲6.4 | 496 | 12.2 | 148 | ▲0.7 |
| 8 | 2,318 | 4.1 | 99,219 | 0.3 | 47,010 | ▲0.7 | 442 | 5.7 | 135 | 1.5 |
| 9 | 2,296 | ▲10.0 | 103,864 | 2.8 | 48,387 | 0.5 | 392 | ▲1.8 | 120 | 0.8 |
| 10 | 2,606 | ▲4.6 | 99,213 | ▲5.5 | 46,908 | ▲6.8 | 434 | ▲1.8 | 139 | ▲5.4 |
| 11 | 2,773 | 6.6 | 96,649 | ▲2.8 | 43,946 | ▲6.0 | 484 | 4.1 | 124 | ▲3.9 |
| 12 | 2,586 | ▲9.5 | 98,406 | ▲0.5 | 45,939 | ▲0.5 | 582 | 11.1 | 119 | ▲0.8 |
| 令. 4.1 | 2,274 | ▲1.0 | 96,548 | ▲6.8 | 44,630 | ▲8.3 | 532 | 16.9 | 148 | 0.7 |
| 2 | 2,322 | ▲2.9 | 93,112 | ▲1.9 | 42,948 | ▲3.3 | 455 | 9.4 | 133 | 0.0 |
| 3 | | | | | | | | | | |
| 4 | | | | | | | | | | |
| 5 | | | | | | | | | | |
| 6 | | | | | | | | | | |
| 7 | | | | | | | | | | |
| 8 | | | | | | | | | | |
| 9 | | | | | | | | | | |
| 10 | | | | | | | | | | |
| 11 | | | | | | | | | | |
| 12 | | | | | | | | | | |
| 2月計 | 4,596 | ▲2.0 | 189,660 | ▲4.5 | 87,578 | ▲5.9 | 987 | 13.3 | 281 | 0.4 |

(注3)パン：小麦粉使用量である。

単位 { 生産量 : t
増減率 : %

| 製穀粉・同加工品(つづき) | | | | | | | | | | 区 分 |
|---------------|------|--------------|-------|----------------|------|--------|-------|---------|------|-------|
| パン(つづき) | | | | | | | | | | |
| 菓子パン | | | | | | 学給パン | | その他パン | | 年 月 |
| | | 冷凍生地 (内数) | | プレミックス (外数) | | | | | | |
| t | 増減率 | t | 増減率 | t | 増減率 | t | 増減率 | t | 増減率 | |
| 383,514 | ▲2.2 | 52,313 | ▲1.6 | 23,455 | ▲4.8 | 26,133 | 1.4 | 218,230 | ▲1.2 | 平. 25 |
| 386,578 | 0.8 | 52,293 | ▲0.0 | 21,839 | ▲6.9 | 25,640 | ▲1.9 | 213,606 | ▲2.1 | 26 |
| 403,187 | 4.3 | 51,779 | ▲1.0 | 21,211 | ▲2.9 | 24,692 | ▲3.7 | 201,421 | ▲5.7 | 27 |
| 403,363 | 0.0 | 50,068 | ▲3.3 | 20,946 | ▲1.2 | 24,295 | ▲1.6 | 205,891 | 2.2 | 28 |
| 409,413 | 1.5 | 43,587 | ▲12.9 | 21,278 | 1.6 | 24,868 | 2.4 | 217,816 | 5.8 | 29 |
| 401,028 | ▲2.0 | 45,486 | 4.4 | 21,441 | 0.8 | 24,354 | ▲2.1 | 210,539 | ▲3.3 | 30 |
| 407,536 | 1.6 | 50,807 | 11.7 | 21,449 | 0.0 | 24,154 | ▲0.8 | 219,359 | 4.2 | 令. 元 |
| 414,878 | 1.8 | 55,146 | 8.5 | 21,320 | ▲0.6 | 20,629 | ▲14.6 | 222,376 | 1.4 | 2 |
| 416,371 | 0.4 | 56,119 | 1.8 | 21,327 | 0.0 | 23,830 | 15.5 | 224,281 | 0.9 | 3 |
| 34,626 | 4.6 | 4,287 | ▲11.5 | 1,745 | 2.7 | 1,963 | ▲1.4 | 18,316 | ▲2.1 | 令.3.1 |
| 31,583 | ▲5.6 | 4,329 | ▲7.4 | 1,699 | ▲2.6 | 2,219 | ▲4.2 | 16,730 | ▲6.5 | 2 |
| 39,637 | ▲1.3 | 5,205 | 6.9 | 1,711 | ▲3.8 | 1,793 | 467.4 | 19,927 | ▲4.5 | 3 |
| 38,020 | 1.5 | 5,030 | 13.0 | 1,698 | ▲5.9 | 1,857 | 344.3 | 19,397 | ▲3.2 | 4 |
| 38,452 | 5.3 | 4,893 | 15.4 | 1,779 | ▲1.5 | 2,240 | 267.2 | 20,223 | 2.3 | 5 |
| 35,890 | 3.1 | 4,867 | 3.7 | 1,801 | 1.0 | 2,689 | 19.5 | 18,803 | 2.0 | 6 |
| 33,747 | ▲0.2 | 4,913 | ▲1.9 | 1,851 | 2.3 | 1,539 | ▲27.1 | 19,670 | 7.4 | 7 |
| 33,428 | 1.4 | 3,903 | 1.9 | 1,804 | 2.2 | 373 | ▲66.5 | 18,408 | 5.2 | 8 |
| 34,322 | 5.1 | 3,789 | 6.5 | 1,813 | 0.7 | 2,347 | ▲6.6 | 18,808 | 6.1 | 9 |
| 32,053 | ▲7.7 | 4,869 | 1.3 | 1,817 | 3.4 | 2,534 | ▲4.7 | 17,718 | 2.4 | 10 |
| 32,881 | ▲0.1 | 4,805 | ▲0.2 | 1,795 | 1.2 | 2,286 | ▲2.0 | 17,536 | 0.9 | 11 |
| 31,732 | ▲1.8 | 5,229 | ▲2.2 | 1,814 | 1.1 | 1,990 | ▲0.3 | 18,745 | 1.6 | 12 |
| 32,355 | ▲6.6 | 4,531 | 5.7 | 1,803 | 3.3 | 1,719 | ▲12.4 | 17,844 | ▲2.6 | 令.4.1 |
| 30,608 | ▲3.1 | 4,128 | ▲4.6 | 1,779 | 4.7 | 2,171 | ▲2.2 | 17,385 | 3.9 | 2 |
| | | | | | | | | | | 3 |
| | | | | | | | | | | 4 |
| | | | | | | | | | | 5 |
| | | | | | | | | | | 6 |
| | | | | | | | | | | 7 |
| | | | | | | | | | | 8 |
| | | | | | | | | | | 9 |
| | | | | | | | | | | 10 |
| | | | | | | | | | | 11 |
| | | | | | | | | | | 12 |
| 62,963 | ▲4.9 | 8,659 | 0.5 | 3,582 | 4.0 | 3,890 | ▲7.0 | 35,229 | 0.5 | 2月計 |

| 区分 年月 | 製穀粉・同加工品(つづき) | | | | | | | | | |
|----------|---------------|-------|----------------|------|---------|------|--------|------|--------|------|
| | パン(つづき) | | | | パン粉 | | | | | |
| | その他パン(つづき) | | | | 生パン粉 | | 乾燥パン粉 | | | |
| | 冷凍生地 (内数) | | プレミックス (外数) | | | | | | | |
| | t | % | t | % | t | % | t | % | t | % |
| 平. 25 | 27,826 | 10.8 | 5,898 | ▲0.3 | 152,341 | 1.7 | 79,224 | 2.3 | 50,685 | ▲1.8 |
| 26 | 29,360 | 5.5 | 5,735 | ▲2.8 | 155,629 | 2.2 | 77,651 | ▲2.0 | 51,023 | 0.7 |
| 27 | 31,352 | 6.8 | 5,491 | ▲4.3 | 159,225 | 2.3 | 84,698 | 9.1 | 52,277 | 2.5 |
| 28 | 33,245 | 6.0 | 5,541 | 0.9 | 160,221 | 0.6 | 84,280 | ▲0.5 | 52,857 | 1.1 |
| 29 | 36,211 | 8.9 | 5,505 | ▲0.6 | 164,174 | 2.5 | 87,580 | 3.9 | 53,936 | 2.0 |
| 30 | 37,770 | 4.3 | 5,531 | 0.5 | 163,279 | ▲0.5 | 89,391 | 2.1 | 52,884 | ▲2.0 |
| 令. 元 | 39,039 | 3.4 | 5,583 | 0.9 | 161,326 | ▲1.2 | 88,771 | ▲0.7 | 52,778 | ▲0.2 |
| 2 | 33,542 | ▲14.1 | 5,701 | 2.1 | 155,206 | ▲3.8 | 81,539 | ▲8.1 | 52,817 | 0.1 |
| 3 | 33,908 | 1.1 | 5,681 | ▲0.4 | 158,584 | 2.2 | 84,135 | 3.2 | 53,062 | 0.5 |
| 令. 3.1 | 2,742 | ▲19.4 | 501 | ▲1.8 | 11,655 | ▲5.5 | 6,148 | ▲7.3 | 3,858 | ▲1.1 |
| 2 | 2,889 | ▲0.5 | 498 | 2.0 | 11,793 | ▲2.3 | 6,177 | ▲2.4 | 4,019 | ▲1.7 |
| 3 | 2,938 | ▲3.4 | 472 | 3.7 | 14,109 | 8.8 | 7,451 | 14.0 | 4,794 | 1.7 |
| 4 | 3,300 | 24.5 | 485 | ▲0.4 | 14,361 | 4.9 | 7,447 | 9.5 | 5,040 | 0.2 |
| 5 | 3,187 | 22.1 | 503 | 0.2 | 12,104 | 5.8 | 6,370 | 10.5 | 3,982 | ▲1.8 |
| 6 | 2,575 | 4.9 | 489 | ▲4.3 | 13,572 | 7.0 | 7,043 | 5.6 | 4,631 | 6.0 |
| 7 | 2,939 | 23.0 | 491 | 2.9 | 13,890 | 3.0 | 7,515 | 4.3 | 4,572 | 0.9 |
| 8 | 3,025 | 4.2 | 478 | 4.1 | 12,238 | 3.7 | 6,780 | 5.0 | 3,895 | 1.0 |
| 9 | 2,462 | 4.3 | 458 | ▲2.6 | 13,222 | ▲3.9 | 7,129 | ▲8.1 | 4,307 | 1.5 |
| 10 | 2,386 | ▲17.2 | 457 | ▲0.4 | 13,440 | ▲2.1 | 7,124 | ▲1.7 | 4,438 | ▲3.8 |
| 11 | 2,510 | ▲12.0 | 430 | 1.9 | 14,076 | 5.4 | 7,509 | 7.2 | 4,663 | 3.3 |
| 12 | 2,955 | ▲4.5 | 419 | ▲9.1 | 14,124 | 1.7 | 7,442 | 4.4 | 4,863 | ▲0.8 |
| 令. 4.1 | 2,678 | ▲2.3 | 494 | ▲1.4 | | | | | | |
| 2 | 2,402 | ▲16.9 | 501 | 0.6 | | | | | | |
| 3 | | | | | | | | | | |
| 4 | | | | | | | | | | |
| 5 | | | | | | | | | | |
| 6 | | | | | | | | | | |
| 7 | | | | | | | | | | |
| 8 | | | | | | | | | | |
| 9 | | | | | | | | | | |
| 10 | | | | | | | | | | |
| 11 | | | | | | | | | | |
| 12 | | | | | | | | | | |
| 2月計 | 5,080 | ▲9.8 | 995 | ▲0.4 | | | | | | |

(注4)パン粉については、全国パン粉工業協同組合連合会調べ。四半期ごとの取りまとめのため、空欄になることがある。

単位 { 生産量 : t
増減率 : %

| 製穀粉・同加工品(つづき) | | | | | | | | | | 区 分 |
|---------------|-------|---------|------|--------|-------|---------|------|---------|------|-------|
| パン粉(つづき) | | 生めん類 | | | | | | | | |
| セミドライパン粉 | | うどん | | | | 中華めん | | | | |
| | | 生めん | | ゆでめん | | 生めん | | | | |
| t | 増減率 | t | 増減率 | t | 増減率 | t | 増減率 | t | 増減率 | 年月 |
| 22,432 | 8.5 | 562,271 | 3.8 | 22,662 | ▲13.5 | 176,909 | 0.7 | 158,110 | 6.4 | 平. 25 |
| 26,955 | 20.2 | 577,550 | 2.7 | 22,353 | ▲1.4 | 186,120 | 5.2 | 160,905 | 1.8 | 26 |
| 22,250 | ▲17.5 | 624,084 | 8.1 | 22,381 | 0.1 | 192,433 | 3.4 | 163,693 | 1.7 | 27 |
| 23,084 | 3.7 | 652,131 | 4.5 | 19,958 | ▲10.8 | 193,236 | 0.4 | 173,703 | 6.1 | 28 |
| 22,658 | ▲1.8 | 690,632 | 5.9 | 19,870 | ▲0.4 | 214,863 | 11.2 | 173,892 | 0.1 | 29 |
| 21,004 | ▲7.3 | 711,924 | 3.1 | 19,144 | ▲3.7 | 233,549 | 8.7 | 174,825 | 0.5 | 30 |
| 19,777 | ▲5.8 | 707,854 | ▲0.6 | 18,006 | ▲5.9 | 227,116 | ▲2.8 | 170,014 | ▲2.8 | 令. 元 |
| 20,851 | 5.4 | 740,271 | 4.6 | 19,387 | 7.7 | 238,776 | 5.1 | 175,920 | 3.5 | 2 |
| 21,388 | 2.6 | 759,354 | 2.6 | 19,139 | ▲1.3 | 240,733 | 0.8 | 184,509 | 4.9 | 3 |
| 1,649 | ▲8.5 | 57,415 | ▲0.9 | 1,632 | 15.2 | 20,128 | ▲3.9 | 11,916 | 4.8 | 令.3.1 |
| 1,597 | ▲3.5 | 57,748 | 4.1 | 1,477 | 5.3 | 18,986 | 9.0 | 11,631 | ▲0.7 | 2 |
| 1,864 | 8.6 | 60,912 | ▲2.0 | 1,503 | ▲10.7 | 18,665 | ▲2.4 | 13,955 | 6.1 | 3 |
| 1,874 | 1.1 | 63,618 | ▲2.4 | 1,500 | ▲5.3 | 19,245 | ▲6.9 | 15,933 | 3.3 | 4 |
| 1,752 | 7.9 | 62,752 | ▲2.5 | 1,529 | ▲7.1 | 19,536 | ▲6.5 | 17,262 | ▲6.9 | 5 |
| 1,898 | 15.0 | 68,653 | 10.7 | 1,509 | ▲6.6 | 20,771 | 12.0 | 19,294 | 8.6 | 6 |
| 1,804 | 3.4 | 69,406 | 9.7 | 1,571 | ▲4.1 | 20,793 | 11.5 | 19,947 | 12.2 | 7 |
| 1,563 | 5.0 | 63,085 | 4.6 | 1,547 | ▲12.8 | 18,295 | 4.8 | 18,702 | 2.3 | 8 |
| 1,786 | 1.8 | 61,766 | 0.7 | 1,448 | ▲12.2 | 19,397 | ▲2.9 | 15,412 | 8.8 | 9 |
| 1,878 | 0.6 | 64,128 | 1.9 | 1,829 | 16.5 | 20,397 | ▲7.0 | 13,831 | 12.2 | 10 |
| 1,904 | 3.8 | 62,963 | 5.6 | 1,703 | 2.8 | 22,270 | 13.2 | 12,912 | 3.4 | 11 |
| 1,819 | ▲2.2 | 66,908 | 1.8 | 1,891 | 8.0 | 22,250 | ▲5.3 | 13,714 | 6.2 | 12 |
| | | 57,362 | ▲0.1 | 1,625 | ▲0.4 | 18,694 | ▲7.1 | 12,457 | 4.5 | 令.4.1 |
| | | 59,132 | 2.4 | 1,220 | ▲17.4 | 19,870 | 4.7 | 12,626 | 8.6 | 2 |
| | | | | | | | | | | 3 |
| | | | | | | | | | | 4 |
| | | | | | | | | | | 5 |
| | | | | | | | | | | 6 |
| | | | | | | | | | | 7 |
| | | | | | | | | | | 8 |
| | | | | | | | | | | 9 |
| | | | | | | | | | | 10 |
| | | | | | | | | | | 11 |
| | | | | | | | | | | 12 |
| | | 116,494 | 1.2 | 2,845 | ▲8.5 | 38,564 | ▲1.4 | 25,083 | 6.5 | 2月計 |

(注5) 生めん類:小麦粉使用量である。

| 区分 年月 | 製穀粉・同加工品(つづき) | | | | | | | | | | | |
|----------|---------------|------|---------|-------|--------|-------|--------|-------|--------|-------|-----|--|
| | 生めん類(つづき) | | | | | | | | | | | |
| | 中華めん(つづき) | | | | | | 日本そば | | | | | |
| | ゆでめん | | 蒸しめん | | 餃子等皮類 | | 生めん | | ゆでめん | | | |
| t | 増減率 | t | 増減率 | t | 増減率 | t | 増減率 | t | 増減率 | t | 増減率 | |
| 平. 25 | 43,727 | ▲4.2 | 95,605 | 10.8 | 13,498 | 0.5 | 16,342 | 9.8 | 35,419 | 14.1 | | |
| 26 | 52,845 | 20.9 | 90,969 | ▲4.8 | 14,252 | 5.6 | 17,467 | 6.9 | 32,639 | ▲7.8 | | |
| 27 | 65,350 | 23.7 | 109,994 | 20.9 | 14,655 | 2.8 | 18,283 | 4.7 | 37,295 | 14.3 | | |
| 28 | 72,250 | 10.6 | 98,580 | ▲10.4 | 15,871 | 8.3 | 17,464 | ▲4.5 | 61,069 | 63.7 | | |
| 29 | 83,139 | 15.1 | 104,483 | 6.0 | 14,363 | ▲9.5 | 17,184 | ▲1.6 | 62,838 | 2.9 | | |
| 30 | 88,135 | 6.0 | 101,812 | ▲2.6 | 14,202 | ▲1.1 | 16,656 | ▲3.1 | 63,601 | 1.2 | | |
| 令. 元 | 94,940 | 7.7 | 101,583 | ▲0.2 | 14,337 | 1.0 | 16,939 | 1.7 | 64,919 | 2.1 | | |
| 2 | 104,615 | 10.2 | 101,705 | 0.1 | 15,041 | 4.9 | 18,243 | 7.7 | 66,584 | 2.6 | | |
| 3 | 116,732 | 11.6 | 98,946 | ▲2.7 | 16,453 | 9.4 | 16,040 | ▲12.1 | 66,802 | 0.3 | | |
| 令. 3.1 | 8,204 | ▲5.3 | 8,306 | 3.3 | 1,311 | 12.8 | 1,236 | 14.1 | 4,682 | ▲11.2 | | |
| 2 | 9,251 | 0.1 | 8,146 | ▲2.0 | 1,450 | 12.2 | 1,204 | 0.6 | 5,603 | 14.5 | | |
| 3 | 10,251 | 14.7 | 9,111 | ▲18.1 | 1,440 | ▲5.0 | 1,315 | 3.5 | 4,672 | ▲12.3 | | |
| 4 | 8,843 | 0.8 | 9,390 | ▲13.8 | 1,636 | 4.8 | 1,376 | ▲3.0 | 5,695 | 16.6 | | |
| 5 | 7,805 | 18.7 | 8,016 | ▲11.2 | 1,632 | 10.6 | 1,551 | ▲3.4 | 5,421 | 18.5 | | |
| 6 | 10,884 | 17.8 | 7,774 | 1.9 | 1,426 | 29.5 | 1,460 | ▲10.9 | 5,535 | 23.3 | | |
| 7 | 9,960 | 13.3 | 7,694 | ▲0.3 | 1,415 | 32.5 | 1,709 | 2.1 | 6,317 | 6.0 | | |
| 8 | 7,906 | 19.6 | 8,547 | 11.6 | 1,417 | 33.4 | 1,376 | ▲18.6 | 5,295 | ▲8.1 | | |
| 9 | 9,920 | 17.7 | 8,097 | ▲1.4 | 1,077 | 6.7 | 1,090 | ▲18.7 | 5,325 | ▲18.7 | | |
| 10 | 11,969 | 17.2 | 7,924 | ▲0.7 | 1,200 | ▲10.2 | 1,060 | ▲15.9 | 5,918 | ▲5.9 | | |
| 11 | 10,677 | 13.0 | 7,945 | 4.4 | 1,197 | 1.8 | 1,084 | ▲20.3 | 5,175 | ▲16.7 | | |
| 12 | 11,062 | 14.1 | 7,996 | 6.7 | 1,252 | ▲2.4 | 1,579 | ▲41.6 | 7,164 | 12.3 | | |
| 令. 4.1 | 9,637 | 17.5 | 7,334 | ▲11.7 | 1,238 | ▲5.6 | 1,054 | ▲14.7 | 5,323 | 13.7 | | |
| 2 | 10,332 | 11.7 | 7,344 | ▲9.8 | 1,318 | ▲9.1 | 940 | ▲21.9 | 5,482 | ▲2.2 | | |
| 3 | | | | | | | | | | | | |
| 4 | | | | | | | | | | | | |
| 5 | | | | | | | | | | | | |
| 6 | | | | | | | | | | | | |
| 7 | | | | | | | | | | | | |
| 8 | | | | | | | | | | | | |
| 9 | | | | | | | | | | | | |
| 10 | | | | | | | | | | | | |
| 11 | | | | | | | | | | | | |
| 12 | | | | | | | | | | | | |
| 2月計 | 19,969 | 14.4 | 14,678 | ▲10.8 | 2,556 | ▲7.4 | 1,994 | ▲18.3 | 10,805 | 5.1 | | |

単位 { 生産量 : t
増減率 : %

| 製穀粉・同加工品(つづき) | | | | | | | | | | 区 分 |
|---------------|-------|---------|-------|--------|-------|-------|-------|--------|-------|-------|
| 生めん類(つづき) | | 乾めん類 | | | | | | | | |
| そば粉使用量 | | うどん | | ひらめん | | ひやむぎ | | | | 年 月 |
| t | 増減率 | t | 増減率 | t | 増減率 | t | 増減率 | t | 増減率 | |
| 21,079 | 5.5 | 213,175 | 4.4 | 37,479 | 0.2 | 4,537 | 21.2 | 17,731 | 4.4 | 平. 25 |
| 16,948 | ▲19.6 | 213,273 | 0.0 | 36,004 | ▲3.9 | 4,640 | 2.3 | 19,313 | 8.9 | 26 |
| 12,895 | ▲23.9 | 195,105 | ▲8.5 | 27,262 | ▲24.3 | 4,669 | 0.6 | 19,916 | 3.1 | 27 |
| 13,862 | 7.5 | 185,724 | ▲4.8 | 26,160 | ▲4.0 | 5,332 | 14.2 | 18,760 | ▲5.8 | 28 |
| 14,070 | 1.5 | 186,472 | 0.4 | 25,632 | ▲2.0 | 4,523 | ▲15.2 | 19,657 | 4.8 | 29 |
| 13,917 | ▲1.1 | 187,873 | 0.8 | 26,185 | 2.2 | 4,528 | 0.1 | 17,746 | ▲9.7 | 30 |
| 14,152 | 1.7 | 186,022 | ▲1.0 | 25,886 | ▲1.1 | 4,556 | 0.6 | 16,034 | ▲9.6 | 令. 元 |
| 14,435 | 2.0 | 196,519 | 5.6 | 27,442 | 6.0 | 4,735 | 3.9 | 16,047 | 0.1 | 2 |
| 12,898 | ▲10.6 | 190,479 | ▲3.1 | 25,290 | ▲7.8 | 5,019 | 6.0 | 15,542 | ▲3.1 | 3 |
| 1,074 | 1.2 | 15,515 | ▲2.5 | 1,842 | ▲7.5 | 372 | 29.6 | 1,565 | 46.3 | 令.3.1 |
| 990 | ▲6.4 | 17,137 | 0.0 | 2,043 | 4.4 | 320 | 27.5 | 1,660 | ▲8.0 | 2 |
| 1,028 | ▲9.3 | 20,577 | 5.8 | 2,013 | ▲13.3 | 290 | ▲18.5 | 2,066 | 32.5 | 3 |
| 1,016 | ▲21.3 | 19,828 | ▲5.6 | 2,170 | ▲20.0 | 315 | ▲34.2 | 1,787 | 5.6 | 4 |
| 1,067 | ▲27.5 | 17,720 | ▲2.8 | 2,042 | ▲7.6 | 381 | ▲4.3 | 1,622 | ▲5.0 | 5 |
| 1,049 | ▲14.4 | 14,226 | ▲6.9 | 2,092 | ▲9.9 | 363 | 3.4 | 1,883 | ▲8.8 | 6 |
| 1,116 | ▲6.8 | 13,341 | ▲14.2 | 2,289 | ▲2.2 | 474 | 41.5 | 1,104 | ▲47.7 | 7 |
| 1,041 | ▲22.6 | 10,852 | ▲1.7 | 2,077 | ▲10.6 | 435 | 25.7 | 644 | ▲35.0 | 8 |
| 1,005 | ▲2.9 | 12,217 | ▲6.4 | 2,225 | ▲1.9 | 342 | ▲25.7 | 781 | 49.0 | 9 |
| 1,072 | 3.3 | 15,625 | ▲4.9 | 2,270 | ▲8.0 | 659 | 23.9 | 768 | ▲5.3 | 10 |
| 1,216 | 12.3 | 17,115 | ▲0.2 | 2,233 | ▲4.3 | 575 | 15.7 | 803 | 26.3 | 11 |
| 1,224 | ▲18.1 | 16,326 | 0.0 | 1,994 | ▲9.2 | 493 | 11.3 | 859 | ▲20.2 | 12 |
| 990 | ▲7.8 | 14,821 | ▲4.5 | 1,895 | 2.9 | 352 | ▲5.4 | 1,340 | ▲14.4 | 令.4.1 |
| 955 | ▲3.5 | 15,225 | ▲11.2 | 1,791 | ▲12.3 | 283 | ▲11.6 | 1,366 | ▲17.7 | 2 |
| | | | | | | | | | | 3 |
| | | | | | | | | | | 4 |
| | | | | | | | | | | 5 |
| | | | | | | | | | | 6 |
| | | | | | | | | | | 7 |
| | | | | | | | | | | 8 |
| | | | | | | | | | | 9 |
| | | | | | | | | | | 10 |
| | | | | | | | | | | 11 |
| | | | | | | | | | | 12 |
| 1,945 | ▲5.8 | 30,046 | ▲8.0 | 3,686 | ▲5.1 | 635 | ▲8.2 | 2,706 | ▲16.1 | 2月計 |

(注6) 乾めん類:小麦粉使用量である。

| 区分 年月 | 製穀粉・同加工品(つづき) | | | | | | | | | | |
|----------|---------------|-------|-------|-------|-------|-------|--------|-------|--------|-------|--|
| | 乾めん類(つづき) | | | | | | | | | | |
| | そうめん | | 手延素麺類 | | | | | | 干し中華 | | |
| | | | うどん | | ひやむぎ | | そうめん | | | | |
| t | 増減率 | t | 増減率 | t | 増減率 | t | 増減率 | t | 増減率 | | |
| 平. 25 | 47,616 | 2.5 | 3,598 | 20.4 | 4,919 | 52.7 | 53,724 | ▲0.0 | 9,653 | 1.2 | |
| 26 | 45,354 | ▲4.8 | 4,202 | 16.8 | 5,209 | 5.9 | 53,573 | ▲0.3 | 10,273 | 6.4 | |
| 27 | 38,223 | ▲15.7 | 4,288 | 2.0 | 6,475 | 24.3 | 47,743 | ▲10.9 | 11,648 | 13.4 | |
| 28 | 29,492 | ▲22.8 | 4,133 | ▲3.6 | 7,495 | 15.8 | 46,070 | ▲3.5 | 13,079 | 12.3 | |
| 29 | 27,467 | ▲6.9 | 4,348 | 5.2 | 7,275 | ▲2.9 | 48,196 | 4.6 | 14,933 | 14.2 | |
| 30 | 28,043 | 2.1 | 3,948 | ▲9.2 | 7,291 | 0.2 | 48,322 | 0.3 | 17,444 | 16.8 | |
| 令. 元 | 28,310 | 1.0 | 3,717 | ▲5.9 | 7,208 | ▲1.1 | 48,597 | 0.6 | 17,955 | 2.9 | |
| 2 | 30,217 | 6.7 | 3,631 | ▲2.3 | 7,329 | 1.7 | 49,999 | 2.9 | 20,316 | 13.1 | |
| 3 | 28,215 | ▲6.6 | 3,122 | ▲14.0 | 6,763 | ▲7.7 | 48,875 | ▲2.2 | 23,308 | 14.7 | |
| 令. 3.1 | 2,540 | ▲10.4 | 178 | ▲19.8 | 139 | ▲23.6 | 5,439 | ▲6.4 | 1,674 | 25.7 | |
| 2 | 2,519 | 3.3 | 239 | 4.8 | 230 | ▲19.3 | 5,913 | ▲0.6 | 2,046 | 4.8 | |
| 3 | 2,571 | 6.4 | 253 | ▲11.5 | 376 | ▲20.5 | 7,590 | 4.3 | 2,220 | 25.9 | |
| 4 | 2,468 | ▲3.1 | 249 | 21.5 | 264 | ▲26.3 | 6,737 | ▲3.4 | 2,496 | 19.5 | |
| 5 | 2,517 | ▲11.1 | 192 | ▲8.6 | 3,066 | 8.0 | 2,349 | ▲17.2 | 2,384 | 42.9 | |
| 6 | 2,819 | ▲19.6 | 275 | ▲33.4 | 306 | 34.2 | 462 | ▲26.6 | 2,252 | 11.0 | |
| 7 | 2,572 | ▲18.5 | 259 | ▲33.9 | 36 | 12.5 | 1,098 | ▲21.1 | 2,102 | 8.2 | |
| 8 | 2,144 | ▲2.7 | 237 | ▲40.8 | 32 | 6.7 | 1,023 | 11.7 | 1,516 | 24.2 | |
| 9 | 1,855 | ▲3.4 | 297 | ▲5.1 | 1,784 | ▲20.4 | 823 | ▲4.3 | 1,569 | 13.2 | |
| 10 | 2,025 | ▲4.8 | 336 | ▲15.4 | 161 | ▲38.3 | 4,788 | ▲4.1 | 1,933 | 19.5 | |
| 11 | 1,864 | ▲3.2 | 297 | ▲4.5 | 315 | ▲11.0 | 6,662 | 4.9 | 1,559 | ▲9.9 | |
| 12 | 2,321 | 0.5 | 310 | 22.0 | 54 | 17.4 | 5,991 | ▲0.3 | 1,557 | ▲1.8 | |
| 令. 4.1 | 2,460 | ▲3.1 | 240 | 34.8 | 91 | ▲34.5 | 5,262 | ▲3.3 | 1,166 | ▲30.3 | |
| 2 | 2,327 | ▲7.6 | 271 | 13.4 | 188 | ▲18.3 | 5,559 | ▲6.0 | 1,340 | ▲34.5 | |
| 3 | | | | | | | | | | | |
| 4 | | | | | | | | | | | |
| 5 | | | | | | | | | | | |
| 6 | | | | | | | | | | | |
| 7 | | | | | | | | | | | |
| 8 | | | | | | | | | | | |
| 9 | | | | | | | | | | | |
| 10 | | | | | | | | | | | |
| 11 | | | | | | | | | | | |
| 12 | | | | | | | | | | | |
| 2月計 | 4,787 | ▲5.4 | 511 | 22.5 | 279 | ▲24.4 | 10,821 | ▲4.7 | 2,506 | ▲32.6 | |

単位 { 生産量：t
増減率：%

| 製穀粉・同加工品(つづき) | | | | | | | | | | 区 分 |
|---------------|-------|--------|-------|---------|-------|---------|-------|---------|-------|--------|
| 乾めん類(つづき) | | | | 即席めん類 | | | | | | |
| 日本そば | | そば粉使用量 | | | | 袋めん | | カップ麺 | | 年 月 |
| t | 増減率 | t | 増減率 | t | 増減率 | t | 増減率 | t | 増減率 | |
| t | % | t | % | t | % | t | % | t | % | |
| 33,919 | 12.7 | 13,577 | 9.0 | 385,593 | 6.1 | 186,291 | 11.0 | 199,302 | 1.9 | 平. 25 |
| 34,705 | 2.3 | 13,816 | 1.8 | 410,156 | 6.4 | 201,396 | 8.1 | 208,760 | 4.7 | 26 |
| 34,881 | 0.5 | 14,887 | 7.8 | 413,879 | 0.9 | 204,228 | 1.4 | 209,651 | 0.4 | 27 |
| 35,203 | 0.9 | 11,767 | ▲21.0 | 419,016 | 1.2 | 217,798 | 6.6 | 201,218 | ▲4.0 | 28 |
| 34,441 | ▲2.2 | 11,956 | 1.6 | 415,950 | ▲0.7 | 212,572 | ▲2.4 | 203,378 | 1.1 | 29 |
| 34,366 | ▲0.2 | 12,032 | 0.6 | 420,147 | 1.0 | 210,184 | ▲1.1 | 209,963 | 3.2 | 30 |
| 33,759 | ▲1.8 | 12,178 | 1.2 | 422,408 | 0.5 | 209,086 | ▲0.5 | 213,322 | 1.6 | 令. 元 |
| 36,803 | 9.0 | 13,245 | 8.8 | 411,934 | ▲2.5 | 206,907 | ▲1.0 | 205,027 | ▲3.9 | 2 |
| 34,345 | ▲6.7 | 13,000 | ▲1.8 | 397,089 | ▲3.6 | 194,011 | ▲6.2 | 203,078 | ▲1.0 | 3 |
| 1,766 | ▲18.7 | 692 | ▲12.2 | 36,618 | 10.0 | 18,194 | 15.3 | 18,424 | 5.2 | 令. 3.1 |
| 2,167 | ▲4.4 | 798 | 2.3 | 34,735 | 0.2 | 16,520 | ▲2.6 | 18,215 | 2.9 | 2 |
| 3,198 | 6.8 | 1,195 | 7.7 | 36,720 | ▲6.7 | 18,828 | ▲5.4 | 17,892 | ▲8.1 | 3 |
| 3,342 | ▲15.2 | 1,251 | ▲15.5 | 34,382 | ▲13.0 | 16,576 | ▲16.7 | 17,806 | ▲9.3 | 4 |
| 3,167 | ▲10.2 | 1,154 | ▲5.0 | 31,091 | ▲18.1 | 15,508 | ▲13.3 | 15,583 | ▲22.4 | 5 |
| 3,774 | 1.1 | 1,367 | 9.1 | 32,011 | ▲5.3 | 15,716 | ▲10.3 | 16,295 | 0.2 | 6 |
| 3,407 | ▲11.5 | 1,199 | ▲9.0 | 30,730 | ▲1.5 | 14,797 | ▲6.2 | 15,933 | 3.2 | 7 |
| 2,744 | 5.2 | 968 | 0.4 | 29,777 | 2.6 | 14,837 | 2.2 | 14,940 | 3.0 | 8 |
| 2,541 | ▲17.4 | 970 | ▲8.4 | 31,877 | ▲0.8 | 15,645 | ▲3.1 | 16,232 | 1.6 | 9 |
| 2,685 | ▲16.8 | 1,081 | ▲7.1 | 33,159 | ▲1.5 | 16,152 | ▲8.1 | 17,007 | 5.6 | 10 |
| 2,807 | ▲6.6 | 1,190 | 0.4 | 32,996 | 1.2 | 15,909 | ▲4.9 | 17,087 | 7.8 | 11 |
| 2,747 | 14.5 | 1,135 | 21.9 | 32,993 | ▲4.9 | 15,329 | ▲15.7 | 17,664 | 7.0 | 12 |
| 2,015 | 14.1 | 791 | 14.3 | 33,348 | ▲8.9 | 14,207 | ▲21.9 | 19,141 | 3.9 | 令. 4.1 |
| 2,100 | ▲3.1 | 744 | ▲6.8 | 34,709 | ▲0.1 | 14,704 | ▲11.0 | 20,005 | 9.8 | 2 |
| | | | | | | | | | | 3 |
| | | | | | | | | | | 4 |
| | | | | | | | | | | 5 |
| | | | | | | | | | | 6 |
| | | | | | | | | | | 7 |
| | | | | | | | | | | 8 |
| | | | | | | | | | | 9 |
| | | | | | | | | | | 10 |
| | | | | | | | | | | 11 |
| | | | | | | | | | | 12 |
| 4,115 | 4.6 | 1,535 | 3.0 | 68,057 | ▲4.6 | 28,911 | ▲16.7 | 39,146 | 6.8 | 2月計 |

| 区分 年月 | 製穀粉・同加工品(つづき) | | | | 調味料 | | | | | |
|----------|---------------|-------|---------|-------|---------|------|---------|------|--------|-------|
| | 即席めん類(つづき) | | マカロニ類 | | 味噌 | | | | | |
| | そば粉使用量 | | | | 米みそ | | 麦みそ | | | |
| | t | 増減率 | t | 増減率 | t | 増減率 | t | 増減率 | t | 増減率 |
| 平. 25 | 7,836 | 12.7 | 162,949 | 2.1 | 425,627 | ▲3.7 | 354,059 | ▲3.5 | 19,911 | ▲6.2 |
| 26 | 9,229 | 17.8 | 169,906 | 4.3 | 461,097 | 8.3 | 391,634 | 10.6 | 18,860 | ▲5.3 |
| 27 | 7,690 | ▲16.7 | 163,185 | ▲4.0 | 461,652 | 0.1 | 393,554 | 0.5 | 18,060 | ▲4.2 |
| 28 | 6,323 | ▲17.8 | 151,863 | ▲6.9 | 476,057 | 3.1 | 408,695 | 3.8 | 18,574 | 2.8 |
| 29 | 5,853 | ▲7.4 | 152,038 | 0.1 | 482,045 | 1.3 | 413,492 | 1.2 | 17,399 | ▲6.3 |
| 30 | 5,457 | ▲6.8 | 152,884 | 0.6 | 478,068 | ▲0.8 | 408,093 | ▲1.3 | 16,166 | ▲7.1 |
| 令. 元 | 5,164 | ▲5.4 | 158,302 | 3.5 | 481,574 | 0.7 | 412,038 | 1.0 | 15,555 | ▲3.8 |
| 2 | 5,687 | 10.1 | 167,270 | 5.7 | 474,700 | ▲1.4 | 404,717 | ▲1.8 | 16,466 | 5.9 |
| 3 | 5,123 | ▲9.9 | 158,523 | ▲5.2 | 462,083 | ▲2.7 | 394,187 | ▲2.6 | 15,653 | ▲4.9 |
| 令.3.1 | 447 | ▲10.6 | 13,081 | ▲0.1 | 31,915 | ▲4.8 | 26,975 | ▲3.9 | 1,221 | ▲3.2 |
| 2 | 423 | ▲16.2 | 11,907 | ▲4.9 | 37,261 | ▲4.3 | 31,780 | ▲4.7 | 1,319 | 1.4 |
| 3 | 439 | ▲20.3 | 14,047 | ▲7.6 | 41,666 | ▲2.4 | 35,679 | ▲3.1 | 1,445 | 6.7 |
| 4 | 449 | ▲17.5 | 13,967 | ▲8.6 | 44,376 | ▲4.2 | 38,128 | ▲4.1 | 1,430 | ▲7.6 |
| 5 | 397 | ▲15.7 | 12,599 | ▲10.4 | 32,735 | 1.9 | 27,606 | 2.0 | 1,245 | ▲4.2 |
| 6 | 431 | ▲13.6 | 13,996 | ▲4.2 | 35,950 | 0.6 | 30,491 | 0.2 | 1,203 | ▲5.6 |
| 7 | 428 | ▲10.1 | 13,642 | ▲7.4 | 36,387 | ▲7.3 | 31,182 | ▲5.8 | 1,234 | ▲7.7 |
| 8 | 416 | 21.6 | 11,225 | ▲10.8 | 33,633 | ▲1.0 | 28,632 | ▲1.1 | 1,185 | ▲6.5 |
| 9 | 440 | 18.0 | 13,048 | ▲8.2 | 37,172 | ▲2.5 | 31,671 | ▲3.0 | 1,282 | ▲6.8 |
| 10 | 436 | ▲7.4 | 14,084 | ▲0.4 | 41,979 | ▲4.9 | 35,792 | ▲5.0 | 1,449 | ▲6.8 |
| 11 | 412 | ▲11.8 | 13,437 | 3.2 | 43,685 | 2.1 | 37,525 | 3.6 | 1,269 | ▲11.6 |
| 12 | 405 | ▲17.0 | 13,490 | ▲2.2 | 45,324 | ▲3.8 | 38,726 | ▲4.6 | 1,371 | ▲6.0 |
| 令.4.1 | 449 | 0.4 | 12,509 | ▲4.4 | 32,535 | 1.9 | 27,293 | 1.2 | 1,015 | ▲16.9 |
| 2 | 410 | ▲3.1 | 10,922 | ▲8.3 | 37,454 | 0.5 | 32,183 | 1.3 | 1,062 | ▲19.5 |
| 3 | | | | | | | | | | |
| 4 | | | | | | | | | | |
| 5 | | | | | | | | | | |
| 6 | | | | | | | | | | |
| 7 | | | | | | | | | | |
| 8 | | | | | | | | | | |
| 9 | | | | | | | | | | |
| 10 | | | | | | | | | | |
| 11 | | | | | | | | | | |
| 12 | | | | | | | | | | |
| 2月計 | 859 | ▲1.3 | 23,431 | ▲6.2 | 69,989 | 1.2 | 59,476 | 1.2 | 2,077 | ▲18.2 |

単位 { 生産量: t、kl
増減率: %

| 調味料(つづき) | | | | | | | | | | 区 分 |
|----------|-------|--------|-------|---------|------|---------|-------|---------|------|-------|
| 味噌(つづき) | | | | しょうゆ等 | | | | | | |
| 豆みそ | | 調合みそ | | しょうゆ | | しょうゆ加工品 | | めん類等用つゆ | | |
| t | 増減率 | t | 増減率 | kl | 増減率 | kl | 増減率 | kl | 増減率 | |
| 23,389 | 3.3 | 28,268 | ▲10.0 | 793,364 | ▲1.7 | 58,237 | ▲4.9 | 168,873 | 1.8 | 平. 25 |
| 23,246 | ▲0.6 | 27,358 | ▲3.2 | 790,166 | ▲0.4 | 61,443 | 5.5 | 169,986 | 0.7 | 26 |
| 23,730 | 2.1 | 26,308 | ▲3.8 | 780,411 | ▲1.2 | 61,083 | ▲0.6 | 165,396 | ▲2.7 | 27 |
| 23,113 | ▲2.6 | 25,675 | ▲2.4 | 776,408 | ▲0.5 | 63,365 | 3.7 | 171,289 | 3.6 | 28 |
| 24,869 | 7.6 | 26,285 | 2.4 | 768,766 | ▲1.0 | 60,827 | ▲4.0 | 174,421 | 1.8 | 29 |
| 25,326 | 1.8 | 28,483 | 8.4 | 757,237 | ▲1.5 | 62,275 | 2.4 | 171,376 | ▲1.7 | 30 |
| 26,031 | 2.8 | 27,950 | ▲1.9 | 744,263 | ▲1.7 | 69,992 | 12.4 | 169,572 | ▲1.1 | 令. 元 |
| 24,712 | ▲5.1 | 28,805 | 3.1 | 702,423 | ▲5.6 | 66,938 | ▲4.4 | 174,031 | 2.6 | 2 |
| 23,556 | ▲4.7 | 28,687 | ▲0.4 | 703,704 | 0.2 | 66,780 | ▲0.2 | 176,644 | 1.5 | 3 |
| 1,699 | ▲9.6 | 2,020 | ▲12.5 | 46,133 | ▲4.6 | 4,639 | 3.5 | 10,074 | 5.6 | 令.3.1 |
| 2,010 | 6.2 | 2,152 | ▲10.1 | 48,617 | ▲7.6 | 4,603 | ▲5.3 | 11,885 | 5.4 | 2 |
| 2,114 | 0.8 | 2,428 | 0.5 | 63,317 | 1.3 | 5,318 | ▲2.0 | 16,783 | 1.9 | 3 |
| 2,184 | 1.3 | 2,634 | ▲8.4 | 65,317 | 5.6 | 5,892 | 8.9 | 18,418 | ▲4.0 | 4 |
| 1,521 | 5.2 | 2,363 | 2.8 | 51,349 | 8.6 | 4,618 | 5.8 | 16,533 | ▲1.2 | 5 |
| 1,917 | 7.8 | 2,339 | 3.8 | 58,934 | 2.8 | 5,304 | 3.0 | 18,268 | 3.1 | 6 |
| 1,826 | ▲21.7 | 2,145 | ▲12.9 | 61,359 | ▲2.9 | 5,637 | 1.3 | 18,012 | 5.8 | 7 |
| 1,567 | ▲13.8 | 2,249 | 15.9 | 54,217 | ▲1.4 | 4,964 | ▲3.1 | 14,185 | 4.4 | 8 |
| 1,989 | ▲6.0 | 2,230 | 13.0 | 56,778 | ▲0.6 | 5,649 | 2.6 | 11,909 | 2.4 | 9 |
| 2,256 | ▲9.5 | 2,482 | 3.2 | 57,966 | ▲4.8 | 5,829 | ▲11.4 | 11,243 | ▲9.9 | 10 |
| 2,172 | ▲0.2 | 2,719 | ▲7.0 | 65,067 | 4.0 | 6,427 | 2.7 | 12,334 | ▲2.3 | 11 |
| 2,301 | ▲9.0 | 2,926 | 14.4 | 74,650 | 1.2 | 7,900 | ▲3.8 | 17,000 | 7.9 | 12 |
| 1,785 | 5.1 | 2,442 | 20.9 | 45,992 | ▲0.3 | 4,257 | ▲8.2 | 9,679 | ▲3.9 | 令.4.1 |
| 2,023 | 0.6 | 2,186 | 1.6 | | | | | | | 2 |
| | | | | | | | | | | 3 |
| | | | | | | | | | | 4 |
| | | | | | | | | | | 5 |
| | | | | | | | | | | 6 |
| | | | | | | | | | | 7 |
| | | | | | | | | | | 8 |
| | | | | | | | | | | 9 |
| | | | | | | | | | | 10 |
| | | | | | | | | | | 11 |
| | | | | | | | | | | 12 |
| 3,808 | 2.7 | 4,628 | 10.9 | | | | | | | 2月計 |

| 区分 年月 | 調味料(つづき) | | コーヒー・茶系飲料 | | | | | | | |
|----------|------------|-------|------------|------|-----------|-------|-----------|------|-----------|-------|
| | しょうゆ等(つづき) | | 容器別 | | | | | | 品目別 | |
| | たれ類 | | 缶・びん詰 | | PETボトル | | コーヒー飲料等 | | | |
| | kl | 増減率 | kl | 増減率 | kl | 増減率 | kl | 増減率 | kl | 増減率 |
| 平. 25 | 65,893 | 3.1 | 8,445,600 | 0.8 | 3,052,412 | ▲3.6 | 5,393,188 | 3.4 | 2,952,400 | 0.1 |
| 26 | 64,899 | ▲1.5 | 8,459,400 | 0.2 | 3,243,071 | 6.2 | 5,216,329 | ▲3.3 | 2,976,900 | 0.8 |
| 27 | 64,856 | ▲0.1 | 8,714,400 | 3.0 | 2,914,354 | ▲10.1 | 5,800,046 | 11.2 | 2,978,200 | 0.0 |
| 28 | 71,242 | 9.8 | 9,173,000 | 5.3 | 2,933,368 | 0.7 | 6,239,632 | 7.6 | 3,051,102 | 2.4 |
| 29 | 72,318 | 1.5 | 9,518,800 | 3.8 | 2,997,158 | 2.2 | 6,521,642 | 4.5 | 3,137,702 | 2.8 |
| 30 | 74,015 | 2.3 | 9,876,300 | 3.8 | 2,937,534 | ▲2.0 | 6,938,766 | 6.4 | 3,284,000 | 4.7 |
| 令. 元 | 80,604 | 8.9 | 10,049,100 | 1.7 | 2,445,716 | ▲16.7 | 7,603,384 | 9.6 | 3,312,400 | 0.9 |
| 2 | 75,598 | ▲6.2 | 9,388,100 | ▲6.6 | 2,092,780 | ▲14.4 | 7,295,320 | ▲4.1 | 3,039,700 | ▲8.2 |
| 3 | 77,520 | 2.5 | 9,478,017 | 1.0 | 1,987,900 | ▲5.0 | 7,580,000 | 3.9 | 3,061,600 | 0.7 |
| 令. 3.1 | 5,149 | ▲5.3 | 613,138 | 1.7 | 161,532 | ▲6.8 | 444,310 | 3.5 | 188,405 | 98.7 |
| 2 | 5,075 | ▲7.4 | 642,858 | 8.4 | 168,121 | ▲6.5 | 458,475 | 10.9 | 216,087 | 100.4 |
| 3 | 6,335 | ▲2.4 | 768,701 | 8.7 | 180,226 | ▲4.1 | 547,922 | 5.6 | 247,927 | 100.8 |
| 4 | 7,525 | 5.5 | 877,387 | ▲4.1 | 171,396 | ▲0.7 | 766,092 | 3.2 | 316,208 | 99.9 |
| 5 | 5,838 | 15.9 | 866,572 | ▲7.5 | 168,187 | 7.8 | 788,404 | 1.0 | 322,433 | 105.1 |
| 6 | 6,469 | 7.6 | 882,226 | ▲6.5 | 169,805 | ▲6.2 | 784,320 | 2.8 | 321,748 | 99.1 |
| 7 | 7,153 | 8.0 | 963,136 | 4.1 | 147,147 | ▲11.2 | 781,224 | 2.8 | 287,802 | 98.7 |
| 8 | 6,344 | ▲6.2 | 938,164 | 2.1 | 165,454 | ▲6.1 | 764,026 | 2.9 | 254,916 | 98.6 |
| 9 | 5,937 | 1.0 | 723,675 | ▲6.9 | 151,735 | ▲5.7 | 639,439 | 3.7 | 230,348 | 103.3 |
| 10 | 6,031 | ▲11.5 | 731,111 | 7.8 | 156,941 | ▲10.4 | 525,210 | 4.3 | 203,494 | 98.3 |
| 11 | 7,039 | 13.2 | 755,049 | 7.4 | 181,847 | ▲7.7 | 529,729 | 4.7 | 216,598 | 99.0 |
| 12 | 8,625 | 11.8 | 716,000 | 4.3 | 165,509 | ▲1.1 | 550,849 | 6.1 | 255,634 | 106.1 |
| 令. 4.1 | 4,988 | ▲3.1 | 605,279 | ▲1.3 | 154,539 | ▲4.3 | 450,740 | 1.4 | 224,462 | 19.1 |
| 2 | | | 643,943 | 0.2 | 174,493 | 3.8 | 469,450 | 2.4 | 243,273 | 12.6 |
| 3 | | | | | | | | | | |
| 4 | | | | | | | | | | |
| 5 | | | | | | | | | | |
| 6 | | | | | | | | | | |
| 7 | | | | | | | | | | |
| 8 | | | | | | | | | | |
| 9 | | | | | | | | | | |
| 10 | | | | | | | | | | |
| 11 | | | | | | | | | | |
| 12 | | | | | | | | | | |
| 2月計 | | | 1,249,222 | ▲0.5 | 329,032 | ▲0.2 | 920,190 | 1.9 | 467,735 | 15.6 |

単位 { 生産量 : t、kl
増減率 : %

| コーヒー・茶系飲料(つづき) | | | | | | | | | | 区 分 |
|----------------|-------|-----------|-------|---------|-------|-----------|-------|-----------|-------|-------|
| 品目別(つづき) | | | | | | | | | | |
| 紅茶飲料 | | 緑茶飲料 | | ウーロン茶飲料 | | 麦茶飲料 | | その他茶系飲料 | | 年 月 |
| kl | 増減率 | kl | 増減率 | kl | 増減率 | kl | 増減率 | kl | 増減率 | |
| 1,014,200 | ▲7.4 | 2,436,900 | 5.5 | 711,600 | ▲4.2 | 424,500 | 19.4 | 906,000 | ▲2.3 | 平. 25 |
| 960,800 | ▲5.3 | 2,463,501 | 1.1 | 648,201 | ▲8.9 | 540,200 | 27.3 | 869,800 | ▲4.0 | 26 |
| 955,500 | ▲0.6 | 2,611,700 | 6.0 | 676,000 | 4.3 | 644,300 | 19.3 | 848,700 | ▲2.4 | 27 |
| 963,300 | 0.8 | 2,793,000 | 6.9 | 632,799 | ▲6.4 | 759,601 | 17.9 | 973,200 | 14.7 | 28 |
| 1,040,900 | 8.1 | 2,875,100 | 2.9 | 623,200 | ▲1.5 | 823,700 | 8.4 | 1,018,200 | 4.6 | 29 |
| 1,045,900 | 0.5 | 2,960,900 | 3.0 | 576,200 | ▲7.5 | 1,023,700 | 24.3 | 985,600 | ▲3.2 | 30 |
| 1,198,600 | 14.6 | 2,969,500 | 0.3 | 534,500 | ▲7.2 | 1,106,100 | 8.0 | 928,000 | ▲5.8 | 令. 元 |
| 1,105,600 | ▲7.8 | 2,968,600 | ▲0.0 | 427,000 | ▲20.1 | 1,044,000 | ▲5.6 | 803,200 | ▲13.4 | 2 |
| 1,080,700 | ▲2.3 | 2,926,200 | ▲1.4 | 414,600 | ▲2.9 | 1,180,200 | 13.0 | 904,600 | 12.6 | 3 |
| 90,951 | 98.7 | 175,283 | 94.7 | 30,633 | 96.7 | 50,056 | 108.7 | 70,514 | 123.9 | 令.3.1 |
| 73,708 | 99.7 | 191,118 | 108.3 | 28,478 | 100.2 | 60,641 | 117.3 | 56,564 | 119.4 | 2 |
| 80,838 | 86.5 | 223,532 | 101.0 | 30,924 | 103.4 | 77,725 | 135.4 | 67,202 | 114.0 | 3 |
| 92,499 | 105.4 | 276,505 | 97.8 | 44,060 | 102.1 | 108,900 | 112.1 | 99,316 | 113.1 | 4 |
| 99,425 | 97.7 | 297,508 | 97.0 | 42,333 | 98.9 | 114,235 | 106.4 | 80,657 | 113.2 | 5 |
| 83,229 | 97.7 | 296,503 | 99.4 | 35,069 | 82.3 | 131,066 | 111.8 | 86,510 | 114.4 | 6 |
| 81,047 | 96.0 | 291,006 | 95.4 | 31,131 | 101.4 | 147,002 | 110.7 | 90,383 | 111.8 | 7 |
| 99,488 | 102.7 | 288,196 | 98.0 | 40,184 | 99.5 | 157,881 | 109.6 | 88,815 | 104.4 | 8 |
| 95,510 | 95.6 | 238,318 | 98.4 | 32,858 | 91.9 | 115,581 | 108.6 | 78,559 | 111.9 | 9 |
| 101,184 | 100.6 | 211,086 | 97.6 | 30,314 | 91.5 | 78,421 | 116.4 | 57,652 | 106.7 | 10 |
| 91,717 | 94.6 | 221,950 | 97.9 | 37,733 | 99.2 | 77,951 | 119.7 | 65,627 | 114.6 | 11 |
| 91,104 | 98.5 | 215,195 | 100.9 | 30,883 | 101.5 | 60,741 | 118.0 | 62,801 | 108.7 | 12 |
| 75,537 | ▲16.9 | 174,054 | ▲0.7 | 29,061 | ▲5.1 | 59,080 | 18.0 | 43,085 | ▲38.9 | 令.4.1 |
| 103,135 | 39.9 | 150,843 | ▲21.1 | 30,162 | 5.9 | 71,917 | 18.6 | 44,614 | ▲21.1 | 2 |
| | | | | | | | | | | 3 |
| | | | | | | | | | | 4 |
| | | | | | | | | | | 5 |
| | | | | | | | | | | 6 |
| | | | | | | | | | | 7 |
| | | | | | | | | | | 8 |
| | | | | | | | | | | 9 |
| | | | | | | | | | | 10 |
| | | | | | | | | | | 11 |
| | | | | | | | | | | 12 |
| 178,672 | 8.5 | 324,897 | ▲11.3 | 59,223 | 0.2 | 130,997 | 18.3 | 87,699 | ▲31.0 | 2月計 |

| 区分 年月 | 菓子 | | | | | | | | | |
|----------|---------|-------|--------|-------|---------|-------|---------|------|--------|-------|
| | 米菓 | | | | | | ビスケット | | | |
| | | | あられ | | せんべい | | | | ハード系 | |
| | t | 増減率 | t | 増減率 | t | 増減率 | t | 増減率 | t | 増減率 |
| 平. 25 | 216,524 | ▲3.7 | 91,471 | ▲5.4 | 125,053 | ▲2.4 | 236,552 | ▲1.2 | 40,817 | ▲11.6 |
| 26 | 216,676 | 0.1 | 93,228 | 1.9 | 123,448 | ▲1.3 | 244,383 | 3.3 | 42,744 | 4.7 |
| 27 | 220,350 | 1.7 | 94,995 | 1.9 | 125,355 | 1.5 | 258,919 | 5.9 | 43,186 | 1.0 |
| 28 | 217,687 | ▲1.2 | 92,310 | ▲2.8 | 125,377 | 0.0 | 257,579 | ▲0.5 | 41,713 | ▲3.4 |
| 29 | 222,868 | 2.4 | 92,200 | ▲0.1 | 130,668 | 4.2 | 251,959 | ▲2.2 | 40,776 | ▲2.2 |
| 30 | 221,481 | ▲0.6 | 93,504 | 1.4 | 127,977 | ▲2.1 | 259,395 | 3.0 | 41,624 | 2.1 |
| 令. 元 | 221,796 | 0.1 | 92,259 | ▲1.3 | 129,537 | 1.2 | 252,278 | ▲2.7 | 39,605 | ▲4.9 |
| 2 | 219,437 | ▲1.1 | 93,506 | 1.4 | 125,931 | ▲2.8 | 253,262 | 0.4 | 38,591 | ▲2.6 |
| 3 | 214,587 | ▲2.2 | 93,836 | 0.4 | 120,751 | ▲4.1 | 257,671 | 1.7 | 38,569 | ▲0.1 |
| 令.3.1 | 16,138 | ▲5.4 | 6,772 | ▲6.4 | 9,366 | ▲4.6 | 18,655 | ▲3.0 | 2,945 | ▲1.7 |
| 2 | 17,635 | ▲0.8 | 7,178 | ▲3.7 | 10,457 | 1.3 | 21,237 | 2.4 | 3,274 | 2.1 |
| 3 | 20,451 | ▲1.3 | 8,657 | 1.5 | 11,794 | ▲3.2 | 25,040 | 8.5 | 3,589 | 0.5 |
| 4 | 18,495 | ▲10.3 | 7,666 | ▲8.0 | 10,829 | ▲11.8 | 24,247 | 2.6 | 3,632 | 0.9 |
| 5 | 17,124 | ▲5.9 | 7,385 | 0.3 | 9,739 | ▲10.1 | 19,150 | ▲5.1 | 3,007 | ▲4.3 |
| 6 | 18,192 | 3.7 | 7,658 | ▲1.1 | 10,534 | 7.5 | 20,986 | 2.6 | 3,406 | 1.7 |
| 7 | 17,461 | 0.6 | 8,290 | 7.3 | 9,171 | ▲4.7 | 20,526 | ▲0.8 | 3,237 | ▲1.5 |
| 8 | 16,516 | ▲1.4 | 7,423 | 5.0 | 9,093 | ▲6.1 | 19,362 | 5.4 | 2,762 | 4.3 |
| 9 | 18,025 | 3.7 | 8,198 | 10.5 | 9,827 | ▲1.3 | 21,644 | 12.1 | 3,194 | 8.2 |
| 10 | 18,337 | 1.1 | 8,597 | 7.2 | 9,740 | ▲3.8 | 22,314 | ▲4.5 | 3,294 | ▲4.5 |
| 11 | 17,701 | ▲4.5 | 7,760 | ▲4.9 | 9,941 | ▲4.2 | 22,806 | 6.5 | 3,170 | 1.4 |
| 12 | 18,512 | ▲4.5 | 8,252 | ▲2.4 | 10,260 | ▲6.0 | 21,704 | ▲4.8 | 3,059 | ▲6.5 |
| 令.4.1 | 14,874 | ▲7.8 | 6,084 | ▲10.2 | 8,790 | ▲6.1 | 19,634 | 5.2 | 2,810 | ▲4.6 |
| 2 | 17,124 | ▲2.9 | 7,154 | ▲0.3 | 9,970 | ▲4.7 | 20,153 | ▲5.1 | 3,057 | ▲6.6 |
| 3 | | | | | | | | | | |
| 4 | | | | | | | | | | |
| 5 | | | | | | | | | | |
| 6 | | | | | | | | | | |
| 7 | | | | | | | | | | |
| 8 | | | | | | | | | | |
| 9 | | | | | | | | | | |
| 10 | | | | | | | | | | |
| 11 | | | | | | | | | | |
| 12 | | | | | | | | | | |
| 2月計 | 31,998 | ▲5.3 | 13,238 | ▲5.1 | 18,760 | ▲5.4 | 39,787 | ▲0.3 | 5,867 | ▲5.7 |

単位 { 生産量：t
増減率：%

| 菓子(つづき) | | | | | | | | 調理食品類 | | 区 分 |
|-------------------|-------|--------|-------|-------|-------|---------|-------|---------|------|-------|
| ビスケット(つづき) | | | | | | | | 加工米飯 | | |
| ソフト系 (クッキーを含む) | | クラッカー系 | | 乾パン | | パイ加工その他 | | | | 年 月 |
| t | 増減率 | t | 増減率 | t | 増減率 | t | 増減率 | t | 増減率 | |
| 81,043 | 0.5 | 18,636 | 6.2 | 2,702 | ▲15.4 | 93,354 | 1.6 | 324,230 | 12.7 | 平. 25 |
| 79,468 | ▲1.9 | 19,459 | 4.4 | 2,692 | ▲0.4 | 100,020 | 7.1 | 340,660 | 5.1 | 26 |
| 87,752 | 10.4 | 19,763 | 1.6 | 2,696 | 0.1 | 105,522 | 5.5 | 349,424 | 2.6 | 27 |
| 84,712 | ▲3.5 | 18,464 | ▲6.6 | 3,719 | 37.9 | 108,971 | 3.3 | 346,708 | ▲0.8 | 28 |
| 82,348 | ▲2.8 | 13,821 | ▲25.1 | 3,200 | ▲14.0 | 111,814 | 2.6 | 373,142 | 7.6 | 29 |
| 88,111 | 7.0 | 8,385 | ▲39.3 | 3,064 | ▲4.3 | 118,211 | 5.7 | 390,170 | 4.6 | 30 |
| 84,015 | ▲4.6 | 8,105 | ▲3.3 | 2,880 | ▲6.0 | 117,673 | ▲0.5 | 398,750 | 2.2 | 令. 元 |
| 82,700 | ▲1.6 | 7,785 | ▲3.9 | 2,928 | 1.7 | 121,258 | 3.0 | 404,707 | 1.5 | 2 |
| 81,399 | ▲1.6 | 7,155 | ▲8.1 | 2,672 | ▲8.7 | 127,876 | 5.5 | 409,034 | 1.1 | 3 |
| 5,563 | ▲7.0 | 473 | ▲10.9 | 197 | ▲21.5 | 9,477 | ▲0.0 | 30,677 | 0.4 | 令.3.1 |
| 6,558 | ▲0.1 | 532 | ▲3.8 | 273 | ▲6.2 | 10,600 | 4.7 | 33,779 | ▲1.8 | 2 |
| 7,514 | ▲2.7 | 701 | ▲6.9 | 307 | ▲2.5 | 12,929 | 20.7 | 35,758 | ▲9.5 | 3 |
| 7,449 | ▲2.2 | 641 | ▲26.5 | 225 | ▲28.3 | 12,300 | 9.4 | 37,016 | 2.2 | 4 |
| 6,234 | ▲3.3 | 602 | 3.8 | 185 | ▲11.5 | 9,122 | ▲7.0 | 31,641 | ▲5.3 | 5 |
| 6,735 | ▲1.5 | 672 | 16.5 | 200 | ▲14.5 | 9,973 | 5.5 | 32,743 | ▲1.2 | 6 |
| 6,556 | ▲6.0 | 676 | ▲1.6 | 206 | ▲21.1 | 9,851 | 3.8 | 33,432 | 0.8 | 7 |
| 6,595 | 8.6 | 495 | ▲27.7 | 202 | ▲3.3 | 9,308 | 6.3 | 30,897 | 4.2 | 8 |
| 6,872 | 6.4 | 534 | ▲9.8 | 244 | 12.4 | 10,800 | 18.9 | 35,447 | 5.5 | 9 |
| 6,772 | ▲12.2 | 605 | 4.7 | 206 | ▲1.0 | 11,437 | 0.3 | 35,931 | 2.4 | 10 |
| 7,230 | 2.3 | 595 | ▲10.9 | 216 | 1.4 | 11,595 | 12.1 | 34,641 | 8.7 | 11 |
| 7,321 | 1.1 | 629 | ▲11.3 | 211 | 2.4 | 10,484 | ▲7.7 | 37,072 | 8.7 | 12 |
| 6,521 | 17.2 | 510 | 7.8 | 202 | 2.5 | 9,591 | 1.2 | 31,165 | 1.6 | 令.4.1 |
| 6,811 | 3.9 | 616 | 15.8 | 279 | 2.2 | 9,390 | ▲11.4 | 35,389 | 4.8 | 2 |
| | | | | | | | | | | 3 |
| | | | | | | | | | | 4 |
| | | | | | | | | | | 5 |
| | | | | | | | | | | 6 |
| | | | | | | | | | | 7 |
| | | | | | | | | | | 8 |
| | | | | | | | | | | 9 |
| | | | | | | | | | | 10 |
| | | | | | | | | | | 11 |
| | | | | | | | | | | 12 |
| 13,332 | 10.0 | 1,126 | 12.0 | 481 | 2.3 | 18,981 | ▲5.5 | 66,554 | 3.3 | 2月計 |

| 区分 年月 | 調理食品類(つづき) | | | | | | | | | |
|----------|------------|-------|---------|------|---------|-------|-------|-------|-------|-------|
| | 加工米飯(つづき) | | | | | | | | | |
| | レトルト米飯 | | 無菌包装米飯 | | 冷凍米飯 | | チルド米飯 | | 缶詰米飯 | |
| | 増減率 | | 増減率 | | 増減率 | | 増減率 | | 増減率 | |
| | t | % | t | % | t | % | t | % | t | % |
| 平. 25 | 30,601 | 20.7 | 127,749 | 9.2 | 155,609 | 15.6 | 5,100 | 20.5 | 1,048 | 26.9 |
| 26 | 33,270 | 8.7 | 136,092 | 6.5 | 160,038 | 2.8 | 5,361 | 5.1 | 1,212 | 15.6 |
| 27 | 30,685 | ▲7.8 | 136,886 | 0.6 | 171,501 | 7.2 | 4,765 | ▲11.1 | 1,094 | ▲9.7 |
| 28 | 27,856 | ▲9.2 | 145,326 | 6.2 | 163,017 | ▲4.9 | 4,916 | 3.2 | 543 | ▲50.4 |
| 29 | 27,807 | ▲0.2 | 161,068 | 10.8 | 174,025 | 6.8 | 4,832 | ▲1.7 | 526 | ▲3.1 |
| 30 | 28,163 | 1.3 | 170,218 | 5.7 | 181,559 | 4.3 | 4,845 | 0.3 | 553 | 5.1 |
| 令. 元 | 27,474 | ▲2.4 | 182,797 | 7.4 | 178,068 | ▲1.9 | 4,520 | ▲6.7 | 526 | ▲4.9 |
| 2 | 27,245 | ▲0.8 | 197,185 | 7.9 | 171,307 | ▲3.8 | 3,894 | ▲13.8 | 422 | ▲19.8 |
| 3 | 27,885 | 2.3 | 206,179 | 4.6 | 166,099 | ▲3.0 | 3,624 | ▲6.9 | 422 | 0.0 |
| 令.3.1 | 1,882 | 12.9 | 15,604 | 9.2 | 12,509 | ▲8.2 | 184 | ▲45.2 | 34 | ▲24.4 |
| 2 | 2,238 | ▲18.9 | 17,059 | 9.0 | 13,737 | ▲8.4 | 316 | ▲8.4 | 30 | ▲34.8 |
| 3 | 2,393 | ▲37.6 | 18,772 | ▲1.7 | 13,707 | ▲13.2 | 365 | 4.6 | 33 | ▲13.2 |
| 4 | 2,900 | 26.3 | 18,436 | 1.9 | 14,935 | ▲1.8 | 340 | ▲8.4 | 31 | 34.8 |
| 5 | 2,586 | 31.6 | 15,583 | ▲3.4 | 12,946 | ▲12.5 | 195 | ▲15.2 | 28 | ▲17.6 |
| 6 | 2,014 | 30.9 | 16,810 | 0.2 | 13,177 | ▲8.2 | 307 | 48.3 | 30 | 42.9 |
| 7 | 1,991 | 8.8 | 16,349 | ▲0.2 | 14,288 | 1.0 | 384 | 2.4 | 28 | 33.3 |
| 8 | 1,309 | ▲17.9 | 16,565 | 9.7 | 12,458 | 0.5 | 287 | ▲10.0 | 32 | ▲30.4 |
| 9 | 2,564 | 15.4 | 17,782 | 5.9 | 14,361 | 4.2 | 321 | ▲13.5 | 37 | 48.0 |
| 10 | 2,691 | ▲2.6 | 17,810 | 9.1 | 14,694 | ▲3.1 | 241 | ▲32.7 | 24 | ▲31.4 |
| 11 | 2,715 | 23.0 | 16,489 | 6.3 | 14,658 | 9.6 | 346 | 7.1 | 60 | 36.4 |
| 12 | 2,602 | 1.2 | 18,920 | 11.1 | 14,629 | 6.9 | 338 | 9.0 | 55 | 25.0 |
| 令.4.1 | 2,097 | 11.4 | 15,555 | ▲0.3 | 12,699 | 1.5 | 252 | 37.0 | 49 | 44.1 |
| 2 | 2,118 | ▲5.4 | 18,126 | 6.3 | 14,342 | 4.4 | 257 | ▲18.7 | 35 | 16.7 |
| 3 | | | | | | | | | | |
| 4 | | | | | | | | | | |
| 5 | | | | | | | | | | |
| 6 | | | | | | | | | | |
| 7 | | | | | | | | | | |
| 8 | | | | | | | | | | |
| 9 | | | | | | | | | | |
| 10 | | | | | | | | | | |
| 11 | | | | | | | | | | |
| 12 | | | | | | | | | | |
| 2月計 | 4,215 | 2.3 | 33,681 | 3.1 | 27,041 | 3.0 | 509 | 1.8 | 84 | 31.3 |

単位 { 生産量 : t
増減率 : %

| 調理食品類(つづき) | | | | 区 分 |
|------------|-------|--------|-------|-------|
| 加工米飯(つづき) | | 包装もち | | |
| 乾燥米飯 | | | | 年 月 |
| | 増減率 | | 増減率 | |
| t | % | t | % | |
| 4,124 | ▲28.8 | 57,969 | ▲0.0 | 平. 25 |
| 4,687 | 13.7 | 58,660 | 1.2 | 26 |
| 4,493 | ▲4.1 | 58,950 | 0.5 | 27 |
| 5,050 | 12.4 | 63,096 | 7.0 | 28 |
| 4,884 | ▲3.3 | 58,653 | ▲7.0 | 29 |
| 4,832 | ▲1.1 | 59,536 | 1.5 | 30 |
| 5,365 | 11.0 | 60,894 | 2.3 | 令. 元 |
| 4,654 | ▲13.3 | 66,181 | 8.7 | 2 |
| 4,825 | 3.7 | 65,570 | ▲0.9 | 3 |
| 464 | ▲20.0 | 3,286 | 29.7 | 令.3.1 |
| 399 | ▲33.7 | 2,953 | 4.2 | 2 |
| 488 | 28.1 | 4,215 | 12.9 | 3 |
| 374 | 62.6 | 3,401 | ▲24.2 | 4 |
| 303 | 12.6 | 4,054 | ▲15.8 | 5 |
| 405 | 62.7 | 5,365 | 1.1 | 6 |
| 392 | ▲7.3 | 5,574 | 6.9 | 7 |
| 246 | 29.5 | 4,779 | 1.5 | 8 |
| 382 | ▲5.4 | 6,666 | ▲4.9 | 9 |
| 471 | 9.0 | 7,746 | ▲12.3 | 10 |
| 373 | ▲12.0 | 8,496 | 1.6 | 11 |
| 528 | 12.3 | 9,035 | 8.2 | 12 |
| 513 | 10.6 | 2,403 | ▲26.9 | 令.4.1 |
| 511 | 28.1 | 2,978 | 0.8 | 2 |
| | | | | 3 |
| | | | | 4 |
| | | | | 5 |
| | | | | 6 |
| | | | | 7 |
| | | | | 8 |
| | | | | 9 |
| | | | | 10 |
| | | | | 11 |
| | | | | 12 |
| 1,024 | 18.7 | 5,381 | ▲13.8 | 2月計 |

2 在庫量

単位:t,kl

| 区分 年月 | 畜産食料品 | | | | 水産食料品 | | | |
|----------|---------------|--------------|-------|-----|-----------|-------|--------|-----|
| | はっ酵乳 (非乳業) | 乳酸菌飲料類(非乳業) | | | ちくわ・かまぼこ類 | | | |
| | | 乳製品 乳酸菌飲料 | 乳酸菌飲料 | | ちくわ | 板かまぼこ | 包装かまぼこ | |
| | kl | kl | kl | kl | t | t | t | t |
| 平. 25 | 697 | 4,967 | 4,423 | 544 | 5,393 | 367 | 255 | 0 |
| 26 | 678 | 6,262 | 5,532 | 731 | 4,827 | 438 | 241 | 0 |
| 27 | 1,433 | 6,328 | 5,683 | 646 | 6,832 | 505 | 269 | 0 |
| 28 | 1,424 | 5,420 | 5,044 | 376 | 5,341 | 442 | 329 | 0 |
| 29 | 987 | 6,942 | 6,485 | 457 | 4,406 | 486 | 259 | 0 |
| 30 | 979 | 5,875 | 5,510 | 365 | 4,246 | 431 | 287 | 0 |
| 令. 元 | 879 | 5,775 | 5,299 | 476 | 4,589 | 445 | 320 | 0 |
| 2 | 1,236 | 6,113 | 5,756 | 357 | 4,665 | 399 | 315 | 0 |
| 3 | 1,266 | 6,681 | 6,292 | 389 | 5,088 | 244 | 327 | 77 |
| 令.3.1 | 1,395 | 5,856 | 5,445 | 411 | 5,073 | 391 | 289 | 0 |
| 2 | 1,325 | 5,057 | 4,737 | 320 | 4,998 | 373 | 221 | 0 |
| 3 | 1,142 | 5,696 | 5,300 | 396 | 5,222 | 362 | 262 | 0 |
| 4 | 1,358 | 5,673 | 5,281 | 392 | 4,867 | 411 | 304 | 0 |
| 5 | 1,406 | 5,516 | 5,191 | 325 | 5,006 | 484 | 388 | 0 |
| 6 | 1,314 | 5,796 | 4,835 | 961 | 5,526 | 439 | 763 | 0 |
| 7 | 1,391 | 5,607 | 5,240 | 367 | 6,202 | 395 | 900 | 0 |
| 8 | 1,385 | 5,668 | 5,120 | 548 | 6,861 | 410 | 1,044 | 0 |
| 9 | 1,140 | 5,925 | 5,531 | 394 | 7,793 | 432 | 983 | 5 |
| 10 | 1,551 | 5,524 | 5,160 | 364 | 8,285 | 288 | 1,383 | 12 |
| 11 | 1,520 | 5,118 | 4,772 | 346 | 8,742 | 301 | 1,517 | 41 |
| 12 | 1,266 | 6,681 | 6,292 | 389 | 5,088 | 244 | 327 | 77 |
| 令.4.1 | 1,400 | 5,356 | 5,020 | 336 | 5,724 | 229 | 313 | 104 |
| 2 | 1,377 | 4,524 | 4,143 | 381 | 5,775 | 254 | 296 | 159 |
| 3 | | | | | | | | |
| 4 | | | | | | | | |
| 5 | | | | | | | | |
| 6 | | | | | | | | |
| 7 | | | | | | | | |
| 8 | | | | | | | | |
| 9 | | | | | | | | |
| 10 | | | | | | | | |
| 11 | | | | | | | | |
| 12 | | | | | | | | |

単位：t、kl

| 区分 年月 | 水産食料品(つづき) | | | 乾燥野菜 | コーヒー・茶系飲料 | | | めん類 |
|----------|--------------|--------|--------------|-------|-----------|---------|----------------|--------|
| | ちくわ・蒲鉾類(つづき) | | | | 缶・びん詰 | PETボトル | 乾めん製品 月末在庫量 | |
| | なると・ はんぺん | あげかまぼこ | その他の かまぼこ | | | | | |
| t | t | t | t | kl | kl | kl | t | |
| 平. 25 | 412 | 2,122 | 2,237 | 899 | 349,739 | 163,020 | 186,718 | 17,100 |
| 26 | 327 | 1,874 | 1,946 | 1,804 | 365,575 | 158,391 | 207,183 | 20,829 |
| 27 | 332 | 2,806 | 2,920 | 1,777 | 467,257 | 174,930 | 292,327 | 20,262 |
| 28 | 347 | 1,825 | 2,399 | 892 | 547,575 | 169,591 | 377,984 | 19,352 |
| 29 | 179 | 1,336 | 2,146 | 1,784 | 682,419 | 153,602 | 528,817 | 17,919 |
| 30 | 345 | 1,541 | 1,642 | 1,783 | 697,824 | 145,830 | 551,994 | 17,062 |
| 令. 元 | 479 | 1,365 | 1,980 | 1,785 | 724,721 | 117,379 | 607,342 | 16,012 |
| 2 | 406 | 1,548 | 1,997 | 1,787 | 613,379 | 97,696 | 515,683 | 15,824 |
| 3 | 431 | 1,483 | 2,526 | 1,782 | 593,014 | 84,072 | 508,942 | 16,040 |
| 令. 3.1 | 406 | 1,572 | 2,415 | 1,783 | 619,125 | 92,931 | 526,194 | 18,317 |
| 2 | 329 | 1,493 | 2,582 | 1,789 | 671,478 | 92,703 | 578,775 | 20,723 |
| 3 | 325 | 1,445 | 2,828 | 1,785 | 712,460 | 100,064 | 612,396 | 22,033 |
| 4 | 291 | 1,095 | 2,766 | 1,782 | 723,327 | 107,071 | 616,256 | 21,166 |
| 5 | 325 | 1,319 | 2,490 | 1,789 | 951,395 | 99,400 | 851,995 | 20,214 |
| 6 | 418 | 1,483 | 2,423 | 1,781 | 937,505 | 92,706 | 844,799 | 15,007 |
| 7 | 566 | 1,582 | 2,759 | 1,788 | 878,068 | 92,451 | 785,617 | 9,198 |
| 8 | 787 | 1,646 | 2,974 | 1,777 | 897,656 | 94,946 | 802,710 | 7,888 |
| 9 | 961 | 1,566 | 3,846 | 1,785 | 773,901 | 96,596 | 677,305 | 8,759 |
| 10 | 1,118 | 1,394 | 4,090 | 1,779 | 669,868 | 88,390 | 581,478 | 10,831 |
| 11 | 1,375 | 1,202 | 4,306 | 1,786 | 692,206 | 89,056 | 603,150 | 13,975 |
| 12 | 431 | 1,483 | 2,526 | 1,782 | 593,014 | 84,072 | 508,942 | 16,040 |
| 令. 4.1 | 366 | 1,201 | 3,511 | 1,789 | 653,683 | 88,919 | 564,764 | 18,790 |
| 2 | 381 | 1,144 | 3,541 | 1,782 | 713,199 | 97,815 | 615,384 | 21,339 |
| 3 | | | | | | | | |
| 4 | | | | | | | | |
| 5 | | | | | | | | |
| 6 | | | | | | | | |
| 7 | | | | | | | | |
| 8 | | | | | | | | |
| 9 | | | | | | | | |
| 10 | | | | | | | | |
| 11 | | | | | | | | |
| 12 | | | | | | | | |

【利用者のために】

調査方法の概要

この調査は、農林水産省が、食品産業の動向を把握するため、調査の企画・立案から調査の実施・分析に係る業務を一体として一般社団法人食品需給研究センターに請け負わせて実施しているもので、本報告は、毎月調査している食品製造業8部門の品目別生産量の速報値です。

確報値は、速報値公表の3カ月後に公表される月報に掲載いたします。なお、「ちくわ・かまぼこ類」及び「コーヒー・茶系飲料」の1～12月の月次及び年次の確報値は、関係データを入手後、それぞれ以下の月報に掲載いたします。

◎ちくわ・かまぼこ類……翌年12月もしくは翌々年1月公表の月報

◎コーヒー・茶系飲料……翌年4月もしくは翌年5月公表の月報

- 調査時点……令和4年2月
- 調査方法……メールによる定点調査
- 調査対象企業・団体……食品製造業 計550社
- 集計方法……生産量：各品目における当月の全国生産量(A₁)を
調査対象企業の生産量(B₁)から推計
 $A_1 = \Sigma B_1 / \Sigma C_1 \times 100$ *C₁：各企業のシェアの合計
在庫量：各品目における当月の全国在庫量(A₂)を
調査対象企業の在庫量(B₂)から推計
 $A_2 = \Sigma B_2 / \Sigma C_2 \times 100$ *C₂：各企業のシェアの合計
- 表中記号……表中に使用した記号は以下のとおりです。
「－」：事実不詳又は調査を欠くもの
「▲」：負数又は減少したもの
「nc」：計算不能
- ラウンドの関係で合計と内訳が一致しない場合があります。

用語の定義

| | |
|--------|-----------|
| 前年並み | ±1%未満 |
| わずかに | ±1～3%未満 |
| やや | ±3～6%未満 |
| かなりの程度 | ±6～11%未満 |
| かなり大きく | ±11～16%未満 |
| 大幅に | ±16%以上 |

本調査結果は、下記のホームページからご覧いただけます。

農林水産省【https://www.maff.go.jp/j/zyukyu/jki/j_doutai/doutai_top.html】

一般社団法人食品需給研究センター【<http://www.fmric.or.jp/stat/>】

発行日 令和4年4月19日発行

一般社団法人 食品需給研究センター

〒114-0024 東京都北区西ヶ原 3-1-12

TEL : 03-5567-1991 FAX : 03-5567-1960

<http://www.fmric.or.jp>